

ZOO

ARCHITECTURAL HARDWARE



**PRODUCT
CATALOGUE
EDITION 7**

CERTIFIED
QUALITY
MANAGEMENT
SYSTEM



UNCOMPROMISING QUALITY & DESIGN

ZOO Hardware was established in Carlisle in 2009 with the aim of supplying unique, quality hardware for the discerning customer. From three employees in a portacabin within a decade, ZOO had become a multi-million pound business and our products feature in some of the country's most striking buildings.

Architects and contractors across the country now rely on us for attractive, design-led hardware that represents outstanding value for money without ever compromising on quality. Our wide range of products mean that we can always offer the right hardware solution whatever the project or application.

Our acquisition by UK security expert ERA in 2018 started a new chapter in our history. We have invested yet more in innovation and new technology. We have developed new, stand out products. We're now applying our skills and expertise to design led hardware; influencing interiors not only for commercial properties but also residential projects. We're also working on a suite of products that will appeal to a broader market, enabling us to further extend our reputation for high quality hardware at affordable prices.



GAI
CORPORATE MEMBER

CONTENTS

006		VIER	Architectural / designer levers & accessories by VIER
016		ZG4S	BS EN 1906 : Grade 4 levers & accessories in ss304
020		ZPS	Architectural levers & accessories in ss304
028		ZOO SOLUTIONS	Specialist hardware solutions
040		ZCS	Architectural levers & accessories in ss304
056		ZCS2	Contract levers & accessories in ss201
068		ZCS316	Levers & accessories in ss316
072		ZAS	Stainless steel accessories
100		ZSS	Stainless steel signage & numerals
108		FB DOOR & CABINET	Finest brassware by FULTON & BRAY
148		FB WINDOW	Finest brass window furniture by FULTON & BRAY
162		ZCB	Contract brass mortice knobs
164		ZAB	Brass accessories
178		ZAA	Architectural aluminium levers & accessories
188		ZCA	Contract aluminium levers & accessories
194		ZSA	Aluminium signage
196		ZPZ	Designer levers & accessories by STANZA
214		ZCZ	Contract levers & accessories by STANZA
222		RM	Designer levers & accessories by ROSSO MANIGLIE
234		RT	Designer levers & accessories by ROSSO TECNICA
244		REGUITTI	Designer levers & accessories by REGUITTI
270		PRO	Project zinc levers & accessories – PRO RANGE
278		FF	Black antique ironmongery by FOXCOTE FOUNDRIES
310		TDF/FCH/FF	Cabinet hardware
320		ZI	Intumescent fire seals
330		FIRE DOOR PACKS	Complete fire door packs – Architectural & Commercial
340		VDC/ZDC	Door closers & accessories
350		VDL/ZDL	DIN locks & accessories by VIER
370		ZBS/ZUK/ZUR/ZCR/ZSC/ ZDC/ZBC/ZUL/ZNL	British Standard, UK, replacement & contract locks
395		ZFB	London fire brigade locks
398		ZTLKA/ZTD/PRTL/ZRL/ZRB	Tubular latches & tubular dead bolts
406		VHP/VHC/VLH/VSLH/ZHSS/ ZHS/ZHSP/ZSRB/VSP/VSER	Hinges & accessories
424		V5 & V10 CYLINDERS	5-pin & 10-pin architectural cylinders by VIER
450		PROFAB	Access panels for walls & ceilings by PROFAB
452		LOCKDOWN	Security barricade devices
456		MISC	Standards, additional information
461		INDEX	Index by product type / Index by product code



CERTIFICATION

IS THE KEY TO OUR SUCCESS ...

At ZOO we are committed to quality and reliability. For this reason, when it comes to achieving and maintaining standards, we have chosen independent third-party testing from Warrington Certification Ltd.

This ensures consistent product assurance for specifiers, stockists and end users. The standards achieved and level of traceability ensures confidence with regards to the stated performance of our products.



We sign up to the Certifire scheme as its Internationally and Nationally recognised as delivering quality within our industry, it's a means of providing a guarantee, low maintenance in certain areas and that we continue to adhere to the product standards and the additional Certifire requirements.

We are annually inspected for products that carry the Certifire logo and we have products sampled from the market and independently tested to make sure that they continue to meet the requirements and maintain the levels they achieved originally.

Certifire uses sampling from the market and independent testing requirements within its scheme. This guarantees products meet the requirements from initial testing and through subsequent assessments/audits ensure products are sourced and manufactured to those same standards and/or specifications.

OUR PROCESS

Our in-house design team is fully qualified in all aspects of design and production and we constantly aim to supply innovative, stylish and cost-effective hardware and settle for nothing less than top quality.

From our head office design facilities we can create, manufacture and deliver state of the art products.

- All aspects of design are implemented to ensure cost effective and aesthetic products
- Where relevant, designs are evaluated for strength from stress analysis through to environmental and material considerations
- We can then simulate functions and more importantly aesthetics, involving you the customer every step of the way
- Through the work of the design team we can turn your ideas into high quality products in a short space of time.

WHAT OUR SYMBOLS MEAN ...



BS EN 1634-1
fire resistance tests
for door and shutter
assemblies, suitable for
30/60 minute fire doors



Suitable for 30 minute
fire doors



Suitable for 60 minute
fire doors



Suitable for steel fire
doors up to 240 minutes



Suitable for 20/240
minute steel fire doors



Suitable for timber fire
doors up to 120 minutes



Suitable for 20/120
minute timber fire doors



Products designed for
heavy duty use



Products that have been
independently tested to
One Million cycles



Products guaranteed
for 10 years against any
manufacturing defect



Products suitable for
commercial application



Products suitable for
domestic application



BS EN 1906 classifies door
furniture (Lever handles and
knob furniture) by using an
8 digit coding system
[See page 457 for details](#)



BS EN 1670 classifies
corrosion resistance of
door hardware



BS 8300 is the design
of buildings and their
approaches to meet the
needs of disabled people



BS EN 12209 classifies
mechanically operated
locks, latches and locking
plates using an 11 digit
coding system
[See page 458 for details](#)



BS 3621 is the kitemark
given to British Standard
locks that have met the
performance and security
testing methods for
mortice locks



BS EN 1154 classifies the
standard requirements and
testing methods covering
controlled door closing
devices



BS EN 1935 classifies
door furniture (Single-axis
hinges) by using an
8 digit coding system
[See page 459 for details](#)



BS 476:1987 determines
the fire resistance of non-
load bearing construction
elements

NEW

KEEP AN EYE OUT ...

Any new products or finishes have been highlighted throughout this catalogue with a flash similar to this for easy identification.

UK CA

From 1 January 2023, UK Conformity Assessed (UKCA) is a new UK product marking that replaces the European Union's CE mark as the necessary certification for products, production tools and equipment sold in Great Britain. Our products will carry both the UKCA and CE mark, ensuring conformity with standards in all territories.

CE 2812

CE marking is the easiest and safest route to providing compliance with the latest UK Construction Products Regulations for hardware used on fire, smoke and escape doors.

To maintain our CE certification, we are working with a new notified body in the Netherlands and our number has consequently changed to CE 2812. Our previous notified body in the UK has transferred to become a UKCA approved body and our products are undergoing compliance testing.

This seamless transition will ensure that you can conform to standards, and sell your products in Great Britain and all territories that recognise the CE mark.

certifire

Certifire is an independent third party certification scheme that ensures performance, quality, reliability and traceability of fire protection products.

PRODUCT FINISHES

OUR COMPLETE COLLECTION





We produce hardware and accessories in a variety of finishes designed to suit your every need. Each finish has an individual colour swatch and code, (codes can be found at the end of our product codes) allowing you to pick your product in the finish you require.

LIGHT REFLECTIVE VALUE (LRV)

This is a measure of visible and usable light that is reflected from a surface when illuminated by a light source.

STANDARD FINISHES

	PB	Polished Brass	LRV:65
	CP	Polished Chrome	LRV:56
	SC	Satin Chrome	LRV:41
	SS	Satin Stainless	LRV:43
	PS	Polished Stainless	LRV:50
	SA	Satin Aluminium	LRV:57
	PN	Polished Nickel	LRV:48
	SN	Satin Nickel	LRV:44
	NP	Nickel Plate	LRV:80
	FB	Florentine Bronze	LRV:53
	BK	Antique Black	LRV:03
	BZ	Bronze Finish	LRV:55
	EB	Electro Brass	LRV:70
	SB	Satin Brass	LRV:67

	OMB	Oscuro Matt Black	LRV:02
	FSB	Favo Satin Brass	LRV:67
	ETB	Etna Bronze	LRV:05
	TRG	Tuscan Rose Gold	LRV:40

PVD FINISHES

	PVD	Anti-tarnish Brass	LRV:65
	PVDN	Anti-tarnish Nickel	LRV:47
	PVDG	Anti-tarnish Gold	LRV:65
	PVDBZ	Anti-tarnish Bronze	LRV:14
	PVDPN	Anti-tarnish Polished Nickel	LRV:47
	PVDSN	Anti-tarnish Satin Nickel	LRV:45
	PVDBLK	Anti-tarnish Satin Black	LRV:03
	PVDSG	Anti-tarnish Satin Graphite	LRV:07
	PVDSB	Anti-tarnish Satin Brass	LRV:63

POWDER COATED FINISHES

	PCB	Powder Coated Black	LRV:02
	PCW	Powder Coated White	LRV:70


DUAL FINISHES

	SBPB	Satin Brass / Polished Brass
	SCCP	Satin Chrome / Polished Chrome
	CPSC	Polished Chrome / Satin Chrome
	CPSS	Polished Chrome / Satin Stainless
	SSPS	Satin Stainless / Polished Stainless
	CPSN	Polished Chrome / Satin Nickel
	PNSN	Polished Nickel / Satin Nickel
	PNSS	Polished Nickel / Satin Stainless
	CPMB	Polished Chrome / Matt Black

PORCELAIN MORTICE KNOBS

	PWCP	Plain White Porcelain / Polished Chrome
	GCCP	Grey Crackle Porcelain / Polished Chrome
	ICFB	Ivory Crackle Porcelain / Florentine Bronze

GLASS MORTICE / CUPBOARD KNOBS

	CPB	Polished Chrome / Blue Glass
	CPG	Polished Chrome / Green Glass
	CPP	Polished Chrome / Pink Glass
	CPBL	Polished Chrome / Black Glass
	CPWH	Polished Chrome / White Glass

DOOR CLOSER FINISHES

	S/SE	Silver Effect
	B	Black Finish
	G	Gold Finish
	PSS	Polished Stainless Steel
	SSS	Satin Stainless Steel
	PVDG	Anti-tarnish Gold
	SN	Satin Nickel
	PN	Polished Nickel



Designed with the aesthetics of a thin 4mm unsprung rose, suitable for multi-direction lock followers.

















Four point fix inner rose (38mm c/c)



Certified to BS EN 1906 : 2010 Grade 3 standard for high frequency use and tested to 200,000 cycles.



Made from Grade 304 stainless steel and certified to BS EN 1670 : 2007 Grade 5 standard with exceptionally high corrosion resistance.

 <p>VS010 Mitred lever (19mm) p008</p>	 <p>VS020 Radius lever (19mm) p008</p>	 <p>VS030 RTD lever (19mm) p009</p>	 <p>VS070 Arched lever (19mm) p009</p>
 <p>VS050 Radius lever (21mm) p010</p>	 <p>VS080 RTD lever (21mm) p010</p>	 <p>VS110 Designer lever p011</p>	 <p>VS000/001/002/003 Escutcheons p011</p>
 <p>VS004i Turn & release p012</p>	 <p>VSD425B 'D' pull handles (19mm) p012</p>	 <p>VSD425C 'D' pull handles (21mm) p013</p>	 <p>VRP01 Pull handle rose pack p013</p>
 <p>VS21 Flush bolt p014</p>	 <p>VPH302 Outdoor access device p014</p>	<p>ON REQUEST</p> <p>Items with the 'On Request' symbol may be available from stock, please contact our sales team for details and lead times.</p>	



VS010

Mitred lever – push-on rose (unsprung)

PRODUCT CODES

- VS010

KEY FEATURES

- 19mm diameter tube
- BS EN 1906 : 2010 Grade 3
- BS EN 1670 : 2007 Grade 5 (Corrosion)
- Tested to 200,000 cycles
- Grade 304 stainless steel
- 52 x 4mm unsprung rose
- Heso spindle
- Bolt through fixings included
- 4-point fix (38mm c/c)
- Suitable for 35-54mm doors

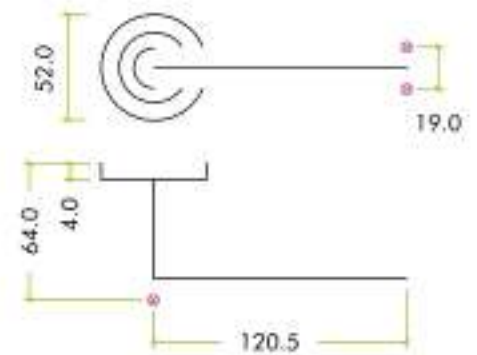
FINISHES



STANDARDS



TECHNICAL



VS020

Radius lever – push-on rose (unsprung)

PRODUCT CODES

- VS020

KEY FEATURES

- 19mm diameter tube
- BS EN 1906 : 2010 Grade 3
- BS EN 1670 : 2007 Grade 5 (Corrosion)
- Tested to 200,000 cycles
- Grade 304 stainless steel
- 52 x 4mm unsprung rose
- Heso spindle
- Bolt through fixings included
- 4-point fix (38mm c/c)
- Suitable for 35-54mm doors

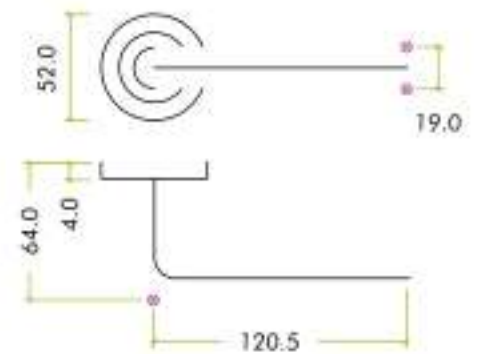
FINISHES



STANDARDS



TECHNICAL



RELATED PRODUCTS



VS000
BLANK PROFILE
ESCUTCHEON
(p011)



VS001
EURO PROFILE
ESCUTCHEON
(p011)



VS002
STANDARD PROFILE
ESCUTCHEON
(p011)



VS003
OVAL PROFILE
ESCUTCHEON
(p011)



VS004i
TURN & RELEASE
WITH INDICATOR
(p012)



VS030

RTD lever – push-on rose (unsprung)

PRODUCT CODES

- VS030

KEY FEATURES

- 19mm diameter tube
- BS EN 1906 : 2010 Grade 3
- BS EN 1670 : 2007 Grade 5 (Corrosion)
- Tested to 200,000 cycles
- Grade 304 stainless steel
- 52 x 4mm unsprung rose
- Heso spindle
- Bolt through fixings included
- 4-point fix (38mm c/c)
- Suitable for 35-54mm doors

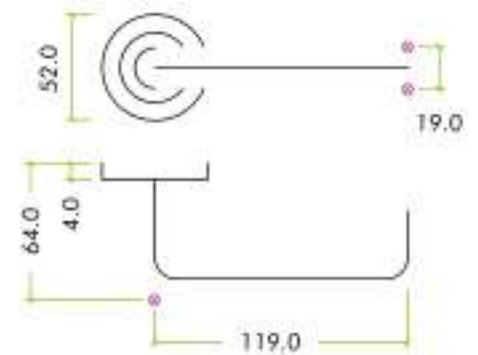
FINISHES



STANDARDS



TECHNICAL



VS070

Arch RTD lever – push-on rose (unsprung)

PRODUCT CODES

- VS070

KEY FEATURES

- 19mm diameter tube
- BS EN 1906 : 2010 Grade 3
- BS EN 1670 : 2007 Grade 5 (Corrosion)
- Tested to 200,000 cycles
- Grade 304 stainless steel
- 52 x 4mm unsprung rose
- Heso spindle
- Bolt through fixings included
- 4-point fix (38mm c/c)
- Suitable for 35-54mm doors

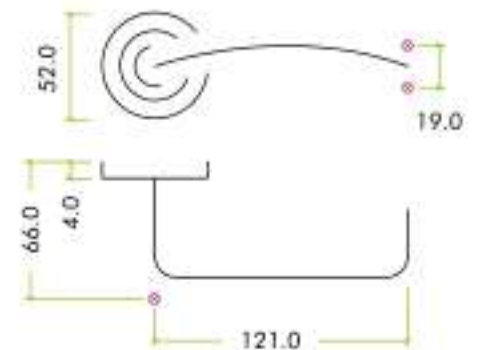
FINISHES



STANDARDS



TECHNICAL



RELATED PRODUCTS



ZFP04
SPARE MALE/FEMALE
FIXING PACK –
VIER LEVERS



VHP243
GRADE 14 HIGH
PERFORMANCE HINGE
(p408)



VHC243R
GRADE 14 CONCEALED
KNUCKLE HINGE
(p410)



VSEP60D - 100D
EURO DOUBLE
CYLINDER
(p429)



ORDER ON REQUEST

VS050

Radius lever – push-on rose (unsprung)

PRODUCT CODES

- VS050

KEY FEATURES

- 21mm diameter tube
- BS EN 1906 : 2010 Grade 3
- BS EN 1670 : 2007 Grade 5 (Corrosion)
- Tested to 200,000 cycles
- Grade 304 stainless steel
- 52 x 4mm unsprung rose
- Heso spindle
- Bolt through fixings included
- 4-point fix (38mm c/c)
- Suitable for 35-54mm doors

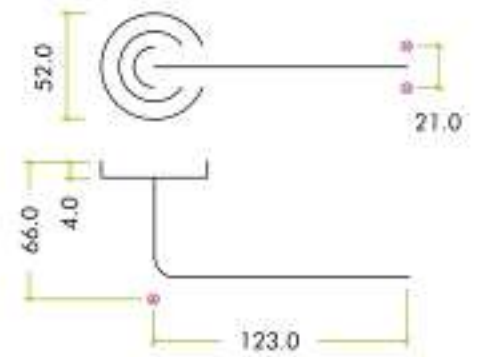
FINISHES



STANDARDS



TECHNICAL



NOTE: Item may be available from stock, please contact our sales team for details and lead times.



ORDER ON REQUEST

VS080

RTD lever – push-on rose (unsprung)

PRODUCT CODES

- VS080

KEY FEATURES

- 21mm diameter tube
- BS EN 1906 : 2010 Grade 3
- BS EN 1670 : 2007 Grade 5 (Corrosion)
- Tested to 200,000 cycles
- Grade 304 stainless steel
- 52 x 4mm unsprung rose
- Heso spindle
- Bolt through fixings included
- 4-point fix (38mm c/c)
- Suitable for 35-54mm doors

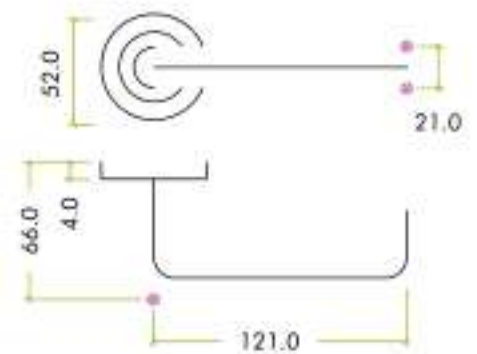
FINISHES



STANDARDS



TECHNICAL



NOTE: Item may be available from stock, please contact our sales team for details and lead times.

RELATED PRODUCTS



VS000
BLANK PROFILE
ESCUTCHEON
(p011)



VS001
EURO PROFILE
ESCUTCHEON
(p011)



VS002
STANDARD PROFILE
ESCUTCHEON
(p011)



VS003
OVAL PROFILE
ESCUTCHEON
(p011)



VS004i
TURN & RELEASE
WITH INDICATOR
(p012)



VS110

Designer lever – push-on rose (unsprung)

PRODUCT CODES

- VS110

KEY FEATURES

- BS EN 1906 : 2010 Grade 3
- BS EN 1670 : 2007 Grade 5 (Corrosion)
- Tested to 200,000 cycles
- Grade 304 stainless steel
- 52 x 4mm unsprung rose
- Heso spindle
- Bolt through fixings included
- 4-point fix (38mm c/c)
- Suitable for 35-54mm doors

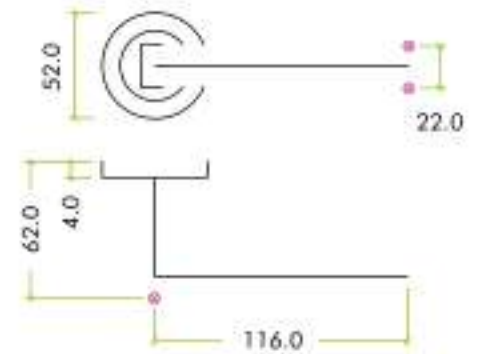
FINISHES



STANDARDS



TECHNICAL



VS000



VS001



VS002



VS003

VS ESCUTCHEONS

PRODUCT CODES

- VS000
Blank profile
- VS001
Euro profile
- VS002
Standard profile
- VS003
Oval profile

FEATURES

- Grade 304 stainless steel
- 52 x 4mm unsprung push on rose

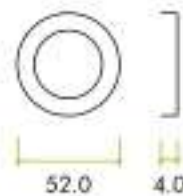
FINISHES



STANDARDS



TECHNICAL



RELATED PRODUCTS



ZFP04
SPARE MALE/FEMALE
FIXING PACK –
VIER LEVERS



VHP243
GRADE 14 HIGH
PERFORMANCE HINGE
(p408)



VHC243R
GRADE 14 CONCEALED
KNUCKLE HINGE
(p410)



VSEP60D - 100D
EURO DOUBLE
CYLINDER
(p429)



VS TURN & RELEASE

PRODUCT CODES

- VS004i
Turn & release
with indicator

FEATURES

- Grade 304 stainless steel
- 52 x 4mm unsprung
push on rose

FINISHES

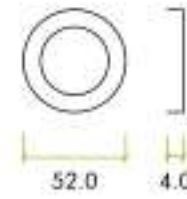


SATIN
STAINLESS

STANDARDS



TECHNICAL



VSD PULL HANDLES

'D' pull handle

PRODUCT CODES

- VSD425B
19 x 425mm

FEATURES

- Grade 304 stainless steel
- 19mm dia. (B)
- Bolt through fix as standard
- Optional rose pack
available (VRP01SS)

FINISHES

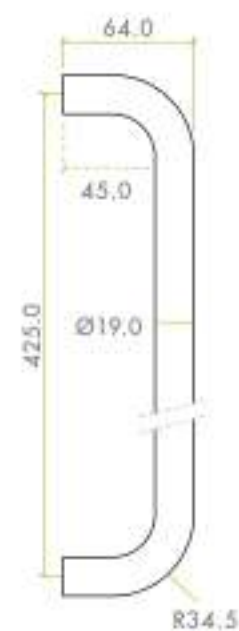


SATIN
STAINLESS

STANDARDS



TECHNICAL



19mm

RELATED PRODUCTS



V5EP40S - 75S
EURO SINGLE
CYLINDER
(p428)



V5EP60D - 100D
EURO DOUBLE
CYLINDER
(p429)



V5EP60CT - 100CT
EURO CYLINDER
& TURN
(p432)



V5OP60D/70D/80D
OVAL DOUBLE
CYLINDER
(p440)

ORDER ON REQUEST



VSD PULL HANDLES

'D' pull handle

PRODUCT CODES

- VSD425C
21 x 425mm

STANDARDS



FEATURES

- Grade 304 stainless steel
- 21mm dia. (C)
- Bolt through fix as standard
- Optional rose pack available (VRP01SS)

TECHNICAL



FINISHES



NOTE: Item may be available from stock, please contact our sales team for details and lead times.

VRP01

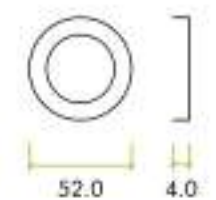
Rose pack for VSD pull handles



PRODUCT CODES

- VRP01SS

TECHNICAL



FEATURES

- Grade 304 stainless steel
- Spare rose pack
- 52 x 4mm rose

FINISHES




ADDITIONAL ACCESSORIES



ZFP06
SPARE FIXING PACK – FOR
19 AND 22MM PULL HANDLES
M8 x 65MM



ZFP09
SPARE FIXING PACK – FOR
19 AND 22MM PULL HANDLES
M8 x 90MM



ZAS3455
STAINLESS STEEL
"PULL" PLATE
(p090)



VS21

Integral slide action flush bolt

PRODUCT CODES

- VS21

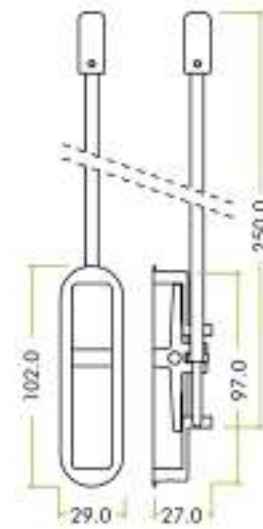
KEY FEATURES

- Grade 304 stainless steel
- 17mm bolt throw
- Can be face fitted or mounted to the leading edge
- Includes radius keep plate and radius strike plate
- Product included on BS 476 Part 20/22:1987 test

STANDARDS



TECHNICAL



FINISHES



SATIN STAINLESS



When installing onto fire resistant doors, it is recommended that the intumescent packs ZIF0430G or ZIF0460G are used to maintain compliance with fire standards. These can be found on page 327.



VPH302

Knob-operated outside access device (OAD)

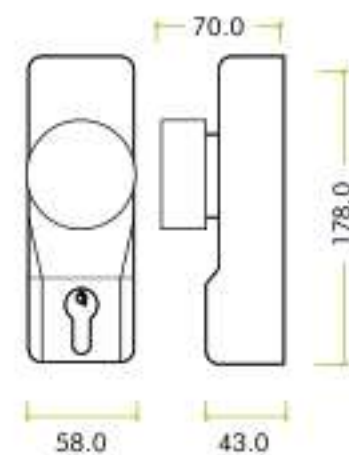
PRODUCT CODES

- VPH302ECSS

KEY FEATURES

- Grade 304 Stainless Steel
- Satin stainless steel finish
- Non-handed
- Cross-knurled rim grip
- Surface mounted
- Supplied as standard for doors up to 45mm thick
- Fitted with euro profile cylinder and keys

TECHNICAL



FINISHES



SATIN STAINLESS

RELATED PRODUCTS



ZIF0430G/0460G
INTUMESCENT PACK FOR
SLIDE ACTION FLUSH BOLT
(p327)



VHP243
GRADE 14 HIGH
PERFORMANCE HINGE
(p408)

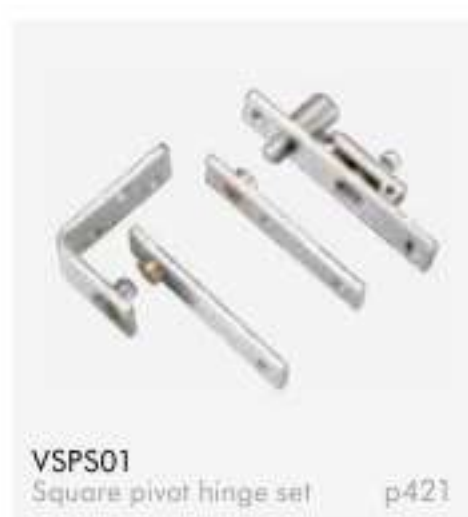
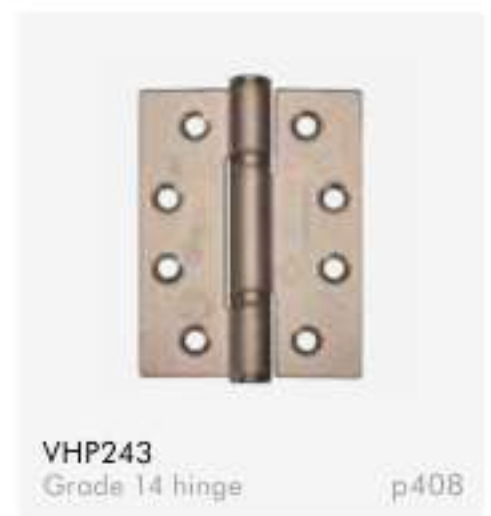





VHC243R
GRADE 14 CONCEALED
KNUCKLE HINGE
(p410)



VS010
MITRED LEVER
PUSH ON ROSE
(p008)

OTHER PRODUCTS IN THE VIER RANGE





Designed on a solid cast steel inner rose with screw bosses on either side for a more secure fitting.



Certified to BS EN 1906 : 2010 Grade 4 standard for high frequency of use on doors subject to violent use e.g. stadiums, oil rigs, barracks, public toilets etc.



19mm tube diameter RTD lever handle meets dimensional recommendations of BS 8300:2009 and Approved Document M.

ZG4S

Levers & accessories

The ZG4S range is made exclusively from Grade 304 stainless steel. All designs feature a 52mm diameter push on rose, all tested to BS EN 1906 Grade 4.



ZG4S030
RTD lever (19mm) p018




ZG4S000/001/002/003
Escutcheons p018



ZCS004 / 004i
Turn & release p019



ZCS006i
Turn & release p019



ZG4S

BS EN 1906 : GRADE 4 LEVERS & ACCESSORIES



4	7	-	1	1	4	0	B

BS EN 1906 : 2010 Grade 4

ZG4S030

19mm RTD lever - Push on rose

PRODUCT CODES

- ZG4S030

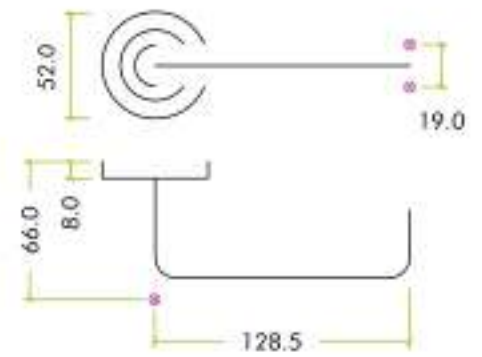
KEY FEATURES

- BS EN 1906 : 2010 Grade 4
- Complies to design requirements of BS8300
- Frequently used on doors subject to violent use, e.g. stadiums, oil rigs, barracks, public toilets, etc.
- Tested to 200,000 cycles
- Grade 304 stainless steel
- Sprung rose
- Cast inner rose
- M4 male/female fixings
- Suitable for 35-54mm doors

STANDARDS



TECHNICAL



FINISHES



SATIN STAINLESS

ZG4S ESCUTCHEONS

Push on rose



ZG4S001
(Complete set)

PRODUCT CODES

- ZG4S000
Blank profile
- ZG4S001
Euro profile
- ZG4S002
Standard profile
- ZG4S003
Oval profile

STANDARDS



TECHNICAL



KEY FEATURES

- Grade 304 stainless steel
- Sold as pairs with stainless steel cast inner rose
- 50mm inner rose dia.
- 52mm outer rose dia.
- 8mm rose projection
- Supplied with M4 bolt fixings

FINISHES



SATIN STAINLESS

RELATED PRODUCTS



V5EP40S - 75S
EURO SINGLE
CYLINDER
(p428)



V5EP60D - 100D
EURO DOUBLE
CYLINDER
(p429)



V5EP60CT - 100CT
EURO CYLINDER
& TURN
(p432)



V5OP60D/70D/80D
OVAL DOUBLE
CYLINDER
(p440)



ZCS004SS



ZCS004iSS



ZCS006iSS

ZCS TURN & RELEASE

Push on rose

PRODUCT CODES

- ZCS004SS
with 5mm spindle
- ZCS004iSS
with indicator & 5mm spindle
- ZCS006iSS
with disabled turn, indicator & 5mm spindle

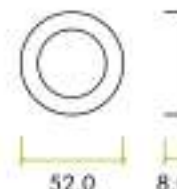
KEY FEATURES

- Grade 304 stainless steel
- 52mm push on rose dia.
- Fixing screws supplied

STANDARDS



TECHNICAL



FINISHES



SATIN
STAINLESS



ADDITIONAL ACCESSORIES



ZG4SP5
SPARE SCREW PACK TO SUIT
GRADE 4 LEVERS - CONTAINS 2 x
M4x55MM AND M4x65MM BOLTS



SP30
SPARE HESO SPINDLE PACK - 2 x
HESO GRUBS, 1 x HESO SPINDLE
100MM LONG AND ALLEN KEY



SP300
SPARE HESO
GRUB SCREW



Made from Grade 304 stainless steel and supplied with a secure fastening HESO spindle.



Certified to BS EN 1906 : 2010 Grade 3 standard for high frequency use and tested to 200,000 cycles.



ZPS120 – Athena Lever has been designed with a modern cross-knurled texture handle grip.

ZPS

Levers & accessories

The ZPS range is made exclusively from Grade 304 stainless steel. All levers feature a 50mm diameter screw-on rose and are tested to BS EN 1906 Grade 3.



ZPS010
Mitred lever (19mm) p022



ZPS020
Radius lever (19mm) p022



ZPS030
RTD lever (19mm) p023



ZPS070
Radius lever (22mm) p023



ZPS080
RTD lever (22mm) p024



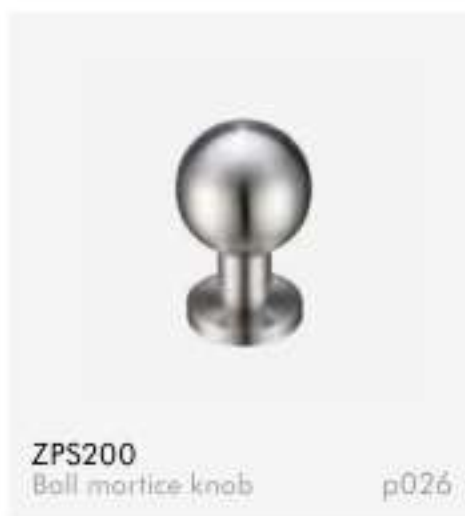
ZPS110
Orion lever p024



ZPS120
Athena lever p025



ZPS130
Eros lever p025



ZPS200
Ball mortice knob p026



ZPS000/001/002/003
Escutcheons p026



ZPS004/004i
Turn & release p027



ZPS006i
Disabled turn & release p027



ZPS007i
Disabled turn & release p027



BS EN 1906 : 2010 Grade 3

ZPS010

Mitred lever - Screw on rose (sprung)

PRODUCT CODES

- ZPS010SS

KEY FEATURES

- 19mm diameter tube
- BS EN 1906 : 2010 Grade 3
- Tested to 200,000 cycles
- Grade 304 stainless steel
- 50 x 8mm round sprung rose
- Heso spindle
- Bolt through fixings included
- Suitable for 35-54mm doors

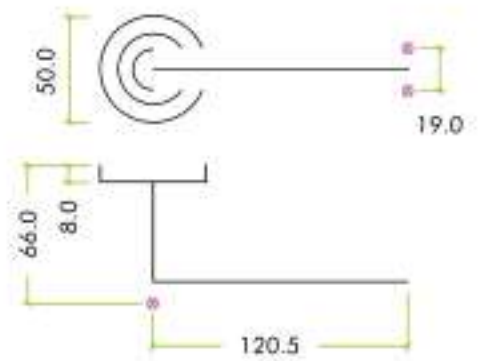
FINISHES



STANDARDS



TECHNICAL



BS EN 1906 : 2010 Grade 3

ZPS020

Radius lever - Screw on rose (sprung)

PRODUCT CODES

- ZPS020SS

KEY FEATURES

- 19mm diameter tube
- BS EN 1906 : 2010 Grade 3
- Tested to 200,000 cycles
- Grade 304 stainless steel
- 50 x 8mm round sprung rose
- Heso spindle
- Bolt through fixings included
- Suitable for 35-54mm doors

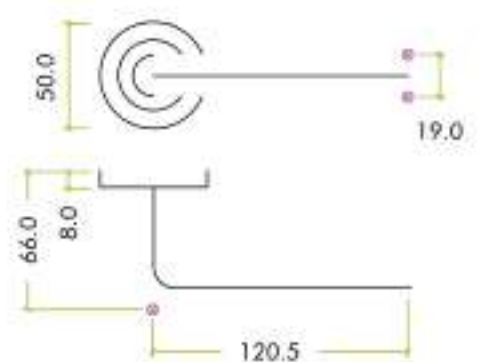
FINISHES



STANDARDS



TECHNICAL



RELATED PRODUCTS



ZPS000
BLANK PROFILE
ESCUTCHEON
(p026)



ZPS001
EURO PROFILE
ESCUTCHEON
(p026)



ZPS002
STANDARD PROFILE
ESCUTCHEON
(p026)



ZPS003
OVAL PROFILE
ESCUTCHEON
(p026)



ZPS004
TURN & RELEASE
(p027)



3	7	-	B	0	5	0	B

BS EN 1906 : 2010 Grade 3

ZPS030

RTD lever - Screw on rose (sprung)

PRODUCT CODES

- ZPS030SS

KEY FEATURES

- 19mm diameter tube
- BS EN 1906 : 2010 Grade 3
- Complies to design requirements of BS8300
- Tested to 200,000 cycles
- Grade 304 stainless steel
- 50 x 8mm round sprung rose
- Heso spindle
- Bolt through fixings included
- Suitable for 35-54mm doors

FINISHES

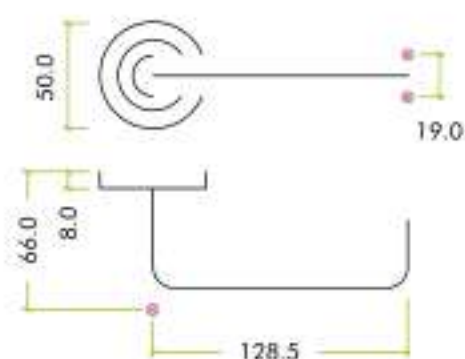


SATIN STAINLESS

STANDARDS



TECHNICAL



3	7	-	B	0	5	0	B

BS EN 1906 : 2010 Grade 3

ZPS070

Radius lever - Screw on rose (sprung)

PRODUCT CODES

- ZPS070SS

KEY FEATURES

- 22mm diameter tube
- BS EN 1906 : 2010 Grade 3
- Tested to 200,000 cycles
- Grade 304 stainless steel
- 50 x 8mm round sprung rose
- Heso spindle
- Bolt through fixings included
- Suitable for 35-54mm doors

FINISHES

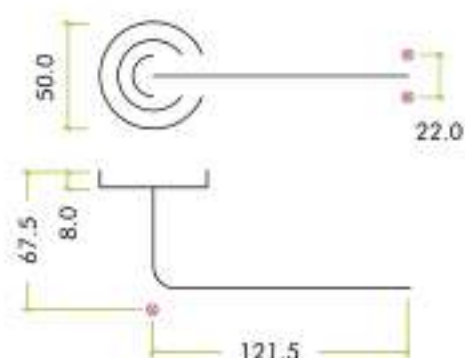


SATIN STAINLESS

STANDARDS



TECHNICAL



RELATED PRODUCTS



ZPS004i
TURN & RELEASE
WITH INDICATOR
(p027)



ZPS006i
DISABLED
TURN & RELEASE
(p027)



ZPS007i
DISABLED
TURN & RELEASE
(p027)



ZHSS243R
GRADE 13 BALL
BEARING HINGE
(p414)



3	7	-	B	0	5	0	B

BS EN 1906 : 2010 Grade 3

ZPS080

RTD lever - Screw on rose (sprung)

PRODUCT CODES

- ZPS080SS

KEY FEATURES

- 19mm diameter tube
- BS EN 1906 : 2010 Grade 3
- Complies to design requirements of BS8300
- Tested to 200,000 cycles
- Grade 304 stainless steel
- 50 x 8mm round sprung rose
- Heso spindle
- Bolt through fixings included
- Suitable for 35-54mm doors

FINISHES

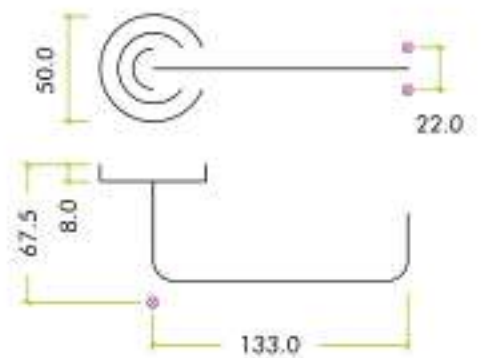


SATIN
STAINLESS

STANDARDS



TECHNICAL



3	7	-	B	0	5	0	B

BS EN 1906 : 2010 Grade 3

ZPS110

Orion lever - Screw on rose (sprung)

PRODUCT CODES

- ZPS110SS

KEY FEATURES

- BS EN 1906 : 2010 Grade 3
- Tested to 200,000 cycles
- Grade 304 stainless steel
- 50 x 8mm round sprung rose
- Heso spindle
- Bolt through fixings included
- Suitable for 35-54mm doors

FINISHES

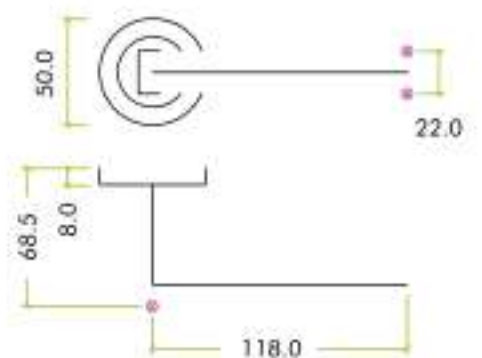


SATIN
STAINLESS

STANDARDS



TECHNICAL



RELATED PRODUCTS



ZPS000
BLANK PROFILE
ESCUTCHEON
(p026)



ZPS001
EURO PROFILE
ESCUTCHEON
(p026)




ZPS002
STANDARD PROFILE
ESCUTCHEON
(p026)



ZPS003
OVAL PROFILE
ESCUTCHEON
(p026)



ZPS004
TURN & RELEASE
(p027)



3	7	-	B	0	5	0	B

BS EN 1906 : 2010 Grade 3

ZPS120

Athena lever - Screw on rose (sprung)

PRODUCT CODES

- ZPS120SS

KEY FEATURES

- BS EN 1906 : 2010 Grade 3
- Tested to 200,000 cycles
- Grade 304 stainless steel
- Cross-knurled textured grip
- 50 x 8mm round sprung rose
- Heso spindle
- Bolt through fixings included
- Suitable for 35-54mm doors

FINISHES


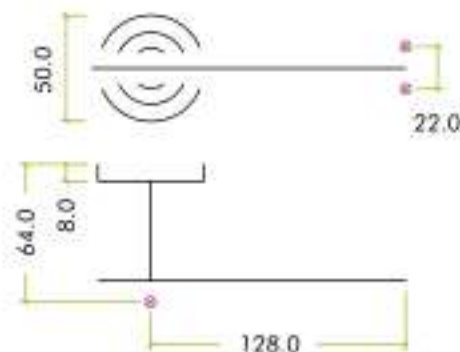


SATIN STAINLESS

STANDARDS



TECHNICAL



3	7	-	B	0	5	0	B

BS EN 1906 : 2010 Grade 3

ZPS130

Eros lever - Screw on rose (sprung)

PRODUCT CODES

- ZPS130SS

KEY FEATURES

- BS EN 1906 : 2010 Grade 3
- Tested to 200,000 cycles
- Grade 304 stainless steel
- Carbon fibre grip
- 50 x 8mm round sprung rose
- Heso spindle
- Bolt through fixings included
- Suitable for 35-54mm doors

FINISHES

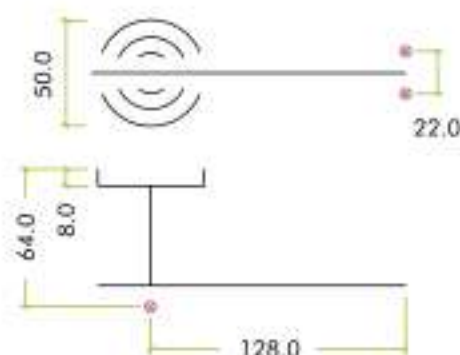


SATIN STAINLESS

STANDARDS



TECHNICAL



RELATED PRODUCTS



ZPS004i
TURN & RELEASE
WITH INDICATOR
(p027)



ZPS006i
DISABLED
TURN & RELEASE
(p027)



ZPS007i
DISABLED
TURN & RELEASE
(p027)



ZHSS243R
GRADE 13 BALL
BEARING HINGE
(p414)



ZPS200

Ball mortice knob – Screw on rose (unsprung)

PRODUCT CODES

- ZPS200SS

KEY FEATURES

- Grade 304 stainless steel
- Unsprung rose
- 50mm rose dia.
- 55mm ball dia.
- 90mm projection

FINISHES

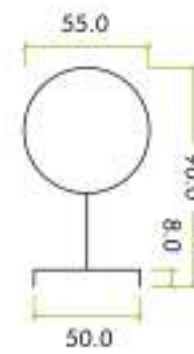


SATIN
STAINLESS

STANDARDS



TECHNICAL



ZPS000SS



ZPS001SS



ZPS002SS



ZPS003SS

ZPS ESCUTCHEONS

Screw on rose

PRODUCT CODES

- ZPS000SS
Blank profile
- ZPS001SS
Euro profile
- ZPS002SS
Standard profile
- ZPS003SS
Oval profile

KEY FEATURES

- Grade 304 stainless steel
- 50mm screw on rose dia.
- Fixing screws supplied

FINISHES



SATIN
STAINLESS

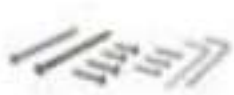
STANDARDS



TECHNICAL



ADDITIONAL ACCESSORIES



ZFP07
SPARE FIXING PACK - SUITABLE
FOR ZPS100 STAINLESS STEEL
FACILITY INDICATOR



ZSS SIGNAGE
STAINLESS STEEL
SYMBOL SIGNAGE
(p106)



ZDL7255/60
EURO SASH
DIN LOCK
(p361)



ZHSS243R
GRADE 13 BALL
BEARING HINGE
(p414)



ZPS004SS



ZPS004iSS

ZPS TURN & RELEASE

Screw on rose

PRODUCT CODES

- ZPS004SS
with 5mm spindle
- ZPS004iSS
with indicator &
5mm spindle

KEY FEATURES

- Grade 304 stainless steel
- 50mm screw on rose dia.
- Fixing screws supplied

FINISHES



SATIN
STAINLESS

STANDARDS



TECHNICAL



ZPS006iSS



ZPS007iSS

ZPS DISABLED TURN & RELEASE

Screw on rose

PRODUCT CODES

- ZPS006iSS
with disabled turn,
indicator & 5mm spindle
- ZPS007iSS
with disabled RTD lever,
indicator & 5mm spindle

KEY FEATURES

- Grade 304 stainless steel
- 50mm screw on rose dia.
- Fixing screws supplied

FINISHES

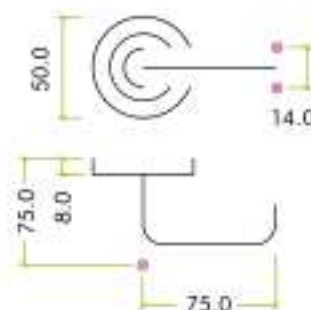


SATIN
STAINLESS

STANDARDS



TECHNICAL



HEXAGONAL
RELEASE OPTION



Contact our sales team
for more information.

COMING
SOON

RELATED PRODUCTS



ZPS020
RADIUS LEVER
SCREW ON ROSE
(p022)



ZFP04
SPARE MALE/FEMALE
FIXING PACK FOR
ZPS LEVERS



SP30
SPARE HESO SPINDLE PACK - 2 x
HESO GRUBS, 1 x HESO SPINDLE
100MM LONG AND ALLEN KEY



SP300
SPARE HESO
GRUB SCREW



ZCS030LL – Lift to lock lever set complies with design requirements of BS8300 and works with ZDL7260LL DIN lock.

Lift
handle
to
lock



Certified to BS EN 1906 : 2010 Grade 3 standard for high frequency use and tested to 200,000 cycles.



Made from Grade 304 stainless steel and supplied with a secure fastening HESO spindle.

Zoo Solutions is made up of more specialist products that require additional design detail, to achieve a more specific function, including bathroom door hardware, anti-ligature items & hands free hardware.





ZPS100

Facility indicator

PRODUCT CODES

- ZPS100SS

KEY FEATURES

- Grade 304 stainless steel
- Reversible handing function
- Swing & slide door
- Complies to the design requirements of BS8300
- 175 x 38mm cover plate
- Suitable for 35-54mm doors

FINISHES

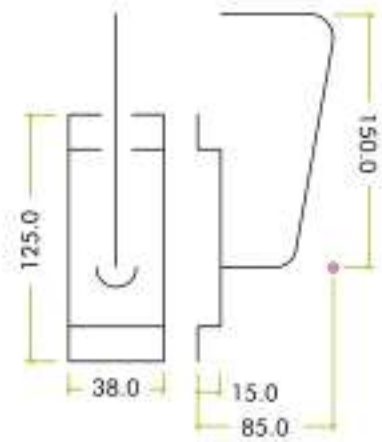


SATIN STAINLESS

STANDARDS



TECHNICAL



ZAA100

Facility indicator

PRODUCT CODES

- ZAA100SA

KEY FEATURES

- Suitable for use with swing & sliding doors
- Reversible function
- 180 x 38mm cover plate

FINISHES

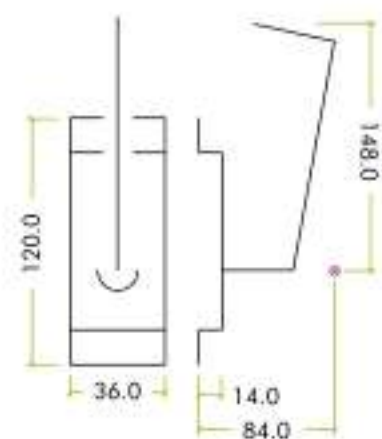


SATIN ALUMINIUM

STANDARDS



TECHNICAL



ADDITIONAL ACCESSORIES



ZAS345S
STAINLESS STEEL
"PULL" PLATE
(p090)



ZAS30
STAINLESS STEEL
"PUSH" FINGER PLATES
(p090)



ZAS32R
STAINLESS STEEL
FINGER PLATES
(p091)



ZSS SIGNAGE
STAINLESS STEEL
SYMBOL SIGNAGE
(p106-107)

LIFT TO LOCK SET

The Zoo Hardware lift to lock DIN lock inside lever handle presses down to release the latch bolt, whilst also lifting up to throw the dead bolt. This is illustrated by the included sign "lift handle to lock".



NEW
FINISHES
AVAILABLE

ZCS030LL

RTD lift to lock lever - push on rose

PRODUCT CODES

- ZCS030LLSS
- ZCS030LL-PCB
- ZCS030LL-PCW
- ZCS030LL-PVDSB
- ZCS030LL-PVDBZ

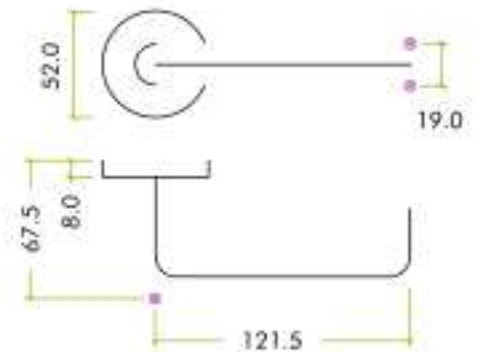
KEY FEATURES

- Grade 304 stainless steel
- BS EN 1906 : 2010 Grade 3
- Complies to design requirements of BS8300
- Tested to 200,000 cycles
- Unsprung rose
- Heso spindle
- Bolt through fixings included
- Suitable for 35-54mm doors

STANDARDS



TECHNICAL



FINISHES



FOR USE WITH



NEW
FINISHES
AVAILABLE

ZDL7260LL / ZDL7260RLL

DIN lift to lock - 72mm c/c

PRODUCT CODES

- ZDL7260LLSS
- ZDL7260RLLSS (Radius)

KEY FEATURES

- 60mm backset
- Square & radius profile forends
- 22mm SS304 forend
- SS304 latch & deadbolt
- Anti-rattle strike
- Grip tight follower
- Blind escutcheon & emergency release half set
- BS EN 12209 : 2003 Grade 3

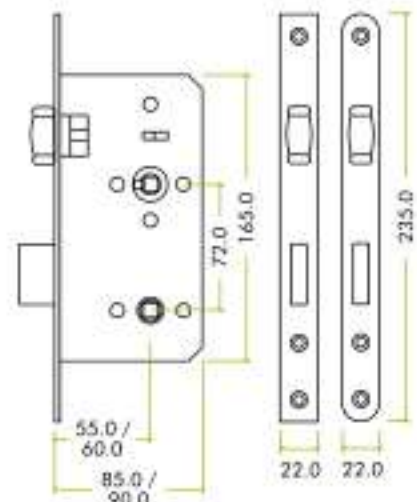
STANDARDS



CE UK
2812 CA

2812-CPR-AG5123

TECHNICAL



FINISHES



3	M	8	1	0	G	-	B	G
20								

BS EN 12209 : 2003 Grade 3



4	7	7	1	1	4	0

BS EN 1935 : 2002 Grade 14

VHC243HTRS

Grade 14 high performance anti-ligature hinge

PRODUCT CODES

- VHC243HTRS

KEY FEATURES

- BS EN 1935 : 2002 Grade 14
- TS001 : 2013
- Independently tested to 1,000,000 cycles
- Grade 201 stainless steel
- Self lubricating hinge
- Low maintenance hinge
- Up to 160kg door weight
- Standard Vier fitting template
- 102 x 76 x 3mm

STANDARDS



2812-CPR-AC5060

FINISHES



SATIN STAINLESS



ZPSALP

Anti-ligature style pull handle on backplate

PRODUCT CODES

- ZPSALP

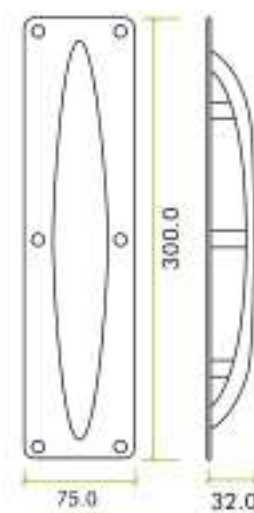
KEY FEATURES

- Grade 304 stainless steel
- Dimensions: 300 x 75mm
- Solid stainless, investment cast handle
- Fixing screws supplied

STANDARDS



TECHNICAL



FINISHES



SATIN STAINLESS

ADDITIONAL ACCESSORIES



VHP243
GRADE 11 BALL BEARING HINGE (p408)



ZH55243R
GRADE 13 BALL BEARING HINGE (p414)



ZCSD PULL HANDLES
'D' PULL HANDLES - SS304 19MM & 22MM TUBULAR (p052)



ZA506B
FLOOR MOUNTED DOOR STOP (p078)



ZA507
CYLINDER DOOR STOP (p082)



ZS-ALP100

Anti-ligature pull handle

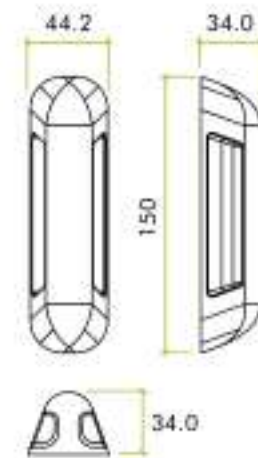
PRODUCT CODES

- ZS-ALP100BF-SSS
Bolt-fix single
- ZS-ALP100BTB-SSS
Back-to-back pair

KEY FEATURES

- Grade 304 stainless steel
- Total length: 150mm
- 100mm c/c
- BF = Bolt-fix single
- BTB = Back-to-back pair
- Fixing screws supplied

TECHNICAL



FINISHES



SATIN
STAINLESS



ZS-ALP250

Anti-ligature pull handle

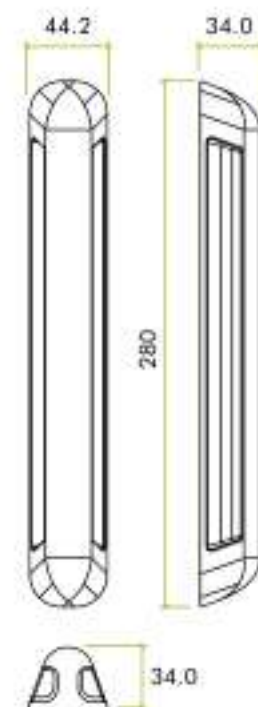
PRODUCT CODES

- ZS-ALP250BF-SSS
Bolt-fix single
- ZS-ALP250BTB-SSS
Back-to-back pair

KEY FEATURES

- Grade 304 stainless steel
- Total length: 280mm
- 250mm c/c
- BF = Bolt-fix single
- BTB = Back-to-back pair
- Fixing screws supplied

TECHNICAL



FINISHES



SATIN
STAINLESS

ADDITIONAL ACCESSORIES



ZAS345S
STAINLESS STEEL
"PULL" PLATE
(p090)



ZA530
STAINLESS STEEL
"PUSH" FINGER PLATES
(p090)



ZA532R
STAINLESS STEEL
FINGER PLATES
(p091)



ZSS SIGNAGE
STAINLESS STEEL
SYMBOL SIGNAGE
(p106-107)



ZS-AL010-010

Anti-ligature knob on rose (Int. & Ext. set)

PRODUCT CODES

- ZS-AL010-010-SSS


KEY FEATURES

- Grade 304 stainless steel
- External diameter: 63.5mm
- Centres: 38mm
- Fixing screws supplied

FINISHES



TECHNICAL



ZS-AL000



ZS-AL001

ZS-AL000/001

Anti-ligature escutcheon sets

PRODUCT CODES

- ZS-AL000-SSS
Blind (No keyhole) set
- ZS-AL001-SSS
Euro profile set

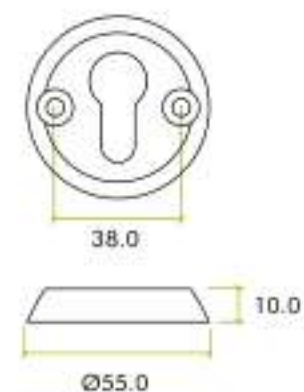
KEY FEATURES

- Grade 304 stainless steel
- External diameter: 55mm
- Depth: 10mm
- Centres: 38mm
- Fixing screws supplied

FINISHES



TECHNICAL



ADDITIONAL ACCESSORIES



ZAS345S
STAINLESS STEEL
"PULL" PLATE
(p090)



ZAS30
STAINLESS STEEL
"PUSH" FINGER PLATES
(p090)



ZAS32R
STAINLESS STEEL
FINGER PLATES
(p091)



ZSS SIGNAGE
STAINLESS STEEL
SYMBOL SIGNAGE
(p106-107)



ZS-AL008

Anti-ligature turn & release set

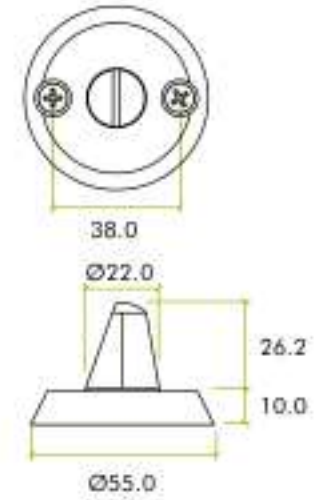
PRODUCT CODES

- ZS-AL008-5-SSS
5mm spindle
- ZS-AL008-8-SSS
8mm spindle

KEY FEATURES

- Grade 304 stainless steel
- External diameter: 55mm
- Depth: 10mm
- Centres: 38mm
- 5mm & 8mm spindle versions available
- Fixing screws supplied

TECHNICAL



FINISHES



SATIN
STAINLESS



ZS-ALCT-3535-V10-SS

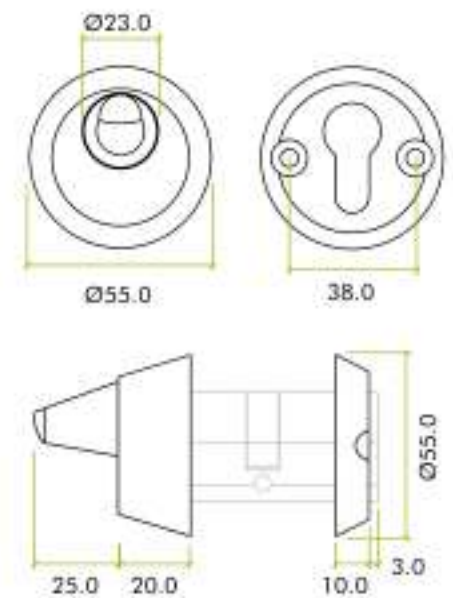
ZS-ALCT

Anti-ligature cylinder and turn set

PRODUCT CODES

- ZS-ALCT-3535-V5-SS
V5 cylinder set
70mm (35/35) Anti-barricade
- ZS-ALCT-3535-V10-SS
V10 cylinder set
70mm (35/35) Anti-barricade
- ZS-ALCT-3535-SR-SS
Slot release cylinder set
70mm (35/35) Anti-barricade
- ZS-ALCT-3535-HR-SS
Hexagonal release cylinder set
70mm (35/35) Anti-barricade

TECHNICAL



KEY FEATURES

- Grade 304 stainless steel
- Satin chrome cylinder body
- External diameter: 55mm
- Depth: 10mm/45mm
- Centres: 38mm
- Fixing screws supplied

FINISHES



SATIN
STAINLESS

ADDITIONAL ACCESSORIES



VHP243
GRADE 11 BALL
BEARING HINGE
(p408)



ZH55243R
GRADE 13 BALL
BEARING HINGE
(p414)



ZCSD PULL HANDLES
'D' PULL HANDLES - SS304
19MM & 22MM TUBULAR
(p052)



ZA506B
FLOOR MOUNTED
DOOR STOP
(p078)



ZA507
CYLINDER
DOOR STOP
(p082)



ZS-HFP001PFF

Hands Free Pull - Pressed body - Face-fix

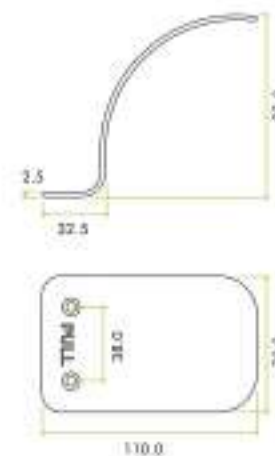
PRODUCT CODES

- ZS-HFP001PFF-SSS

KEY FEATURES

- Grade 304 stainless steel
- Pressed body
- Face-fix
- Operated by the forearm
- Reduces contact with hands
- Reduces the spread of germs, bacteria, viruses and infection
- Can be installed instead of or as well as traditional pull handle hardware
- Can be paired with bolt-fix version to make a back-to-back set where pulls are required on both sides of the door

TECHNICAL



FINISHES



SATIN STAINLESS

The hands free pulls should be installed with the opening part towards the leading edge of the door.

The product shape is designed in order that the arm naturally moves free from the pull as the door opens.

Installation is recommended at approx. 1.5m from floor level where the action is more natural at a higher point on the door than standard pull handle hardware.



ZS-HFP001PBF

Hands Free Pull - Pressed body - Bolt-fix

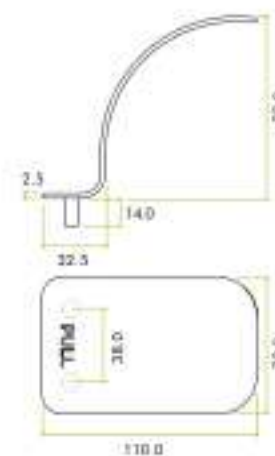
PRODUCT CODES

- ZS-HFP001PBF-SSS

KEY FEATURES

- Grade 304 stainless steel
- Pressed body
- Bolt-fix
- Operated by the forearm
- Reduces contact with hands
- Reduces the spread of germs, bacteria, viruses and infection
- Can be installed instead of or as well as traditional pull handle hardware
- 2x M4x60MM bolts
- Can be paired with face-fix version to make a back-to-back set where pulls are required on both sides of the door

TECHNICAL



FINISHES



SATIN STAINLESS

ADDITIONAL ACCESSORIES



VHP243
GRADE 11 BALL BEARING HINGE (p408)



ZH55243R
GRADE 13 BALL BEARING HINGE (p414)



ZCSD PULL HANDLES
'D' PULL HANDLES - SS304 19MM & 22MM TUBULAR (p052)



ZA506B
FLOOR MOUNTED DOOR STOP (p078)



ZA507
CYLINDER DOOR STOP (p082)

NEW



ZS-HFP002CFF

Hands Free Pull - Cast body - Face-fix

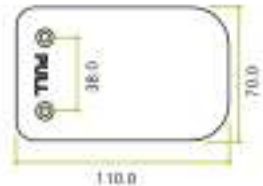
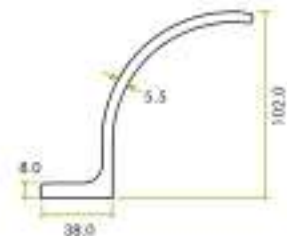
PRODUCT CODES

- ZS-HFP002CFF-SSS

KEY FEATURES

- Grade 304 stainless steel
- Cast body
- Face-fix
- Operated by the forearm
- Reduces contact with hands
- Reduces the spread of germs, bacteria, viruses and infection
- Can be installed instead of or as well as traditional pull handle hardware
- Can be paired with bolt-fix version to make a back-to-back set where pulls are required on both sides of the door

TECHNICAL



FINISHES



NEW



ZS-HFP002CBF

Hands Free Pull - Cast body - Bolt-fix

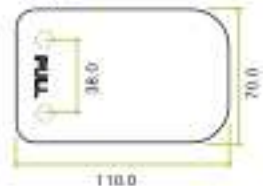
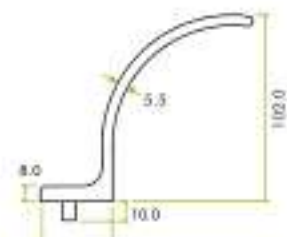
PRODUCT CODES

- ZS-HFP002CBF-SSS

KEY FEATURES

- Grade 304 stainless steel
- Cast body
- Bolt-fix
- Operated by the forearm
- Reduces contact with hands
- Reduces the spread of germs, bacteria, viruses and infection
- Can be installed instead of or as well as traditional pull handle hardware
- 2x M4x60MM bolts
- Can be paired with face-fix version to make a back-to-back set where pulls are required on both sides of the door


TECHNICAL



FINISHES



ADDITIONAL ACCESSORIES



ZAS345S
STAINLESS STEEL
"PULL" PLATE
(p090)



ZA530
STAINLESS STEEL
"PUSH" FINGER PLATES
(p090)



ZA532R
STAINLESS STEEL
FINGER PLATES
(p091)



ZSS SIGNAGE
STAINLESS STEEL
SYMBOL SIGNAGE
(p106-107)



ZS-SSHF130

Cranked RTD lever on rose

PRODUCT CODES

- ZS-SSHF130-SSS

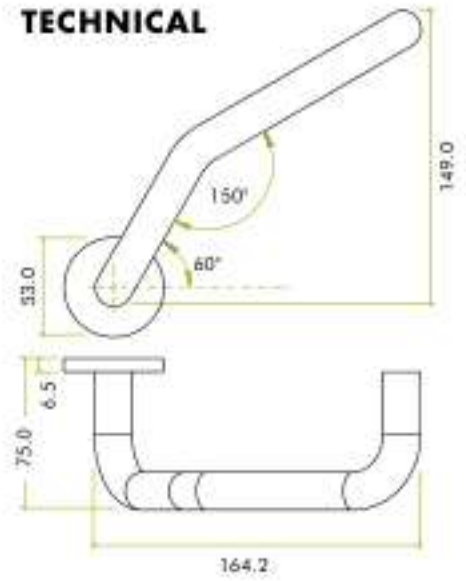
KEY FEATURES

- 19mm diameter tube
- Grade 304 stainless steel
- Cranked RTD lever
- 53 x 6.5mm round sprung rose
- Operated by the forearm
- Reduces contact with hands
- Reduces the spread of germs, bacteria, viruses and infection
- Heso spindle
- Bolt through fixings included
- Suitable for 35-54mm doors

FINISHES



TECHNICAL



KEY FEATURES OF THE ZS-SSHF130

Made from Grade 304 stainless steel 19mm diameter tube



53mm x 6.5mm heavy duty round sprung rose



The Cranked RTD Lever allows the user to operate the lever and pull or push the door open with a forearm or elbow rather than having to grasp the handle with the hand, the design lifts the operable height of the lever to assist the user, and by simply leaning on the lever it will operate and allow the door to open.

Ideally used with the **ZS-NYHFA** to allow easier operation on the pull side of the door as well as the push side.

ADDITIONAL ACCESSORIES



ZAS34SS
STAINLESS STEEL "PULL" PLATE (p090)



ZAS30
STAINLESS STEEL "PUSH" FINGER PLATES (p090)



ZAS32R
STAINLESS STEEL FINGER PLATES (p091)



ZSS SIGNAGE
STAINLESS STEEL SYMBOL SIGNAGE (p106-107)



ZS-NYHFA

Nylon hands free handle adaptor

PRODUCT CODES

- ZS-NYHFA

KEY FEATURES

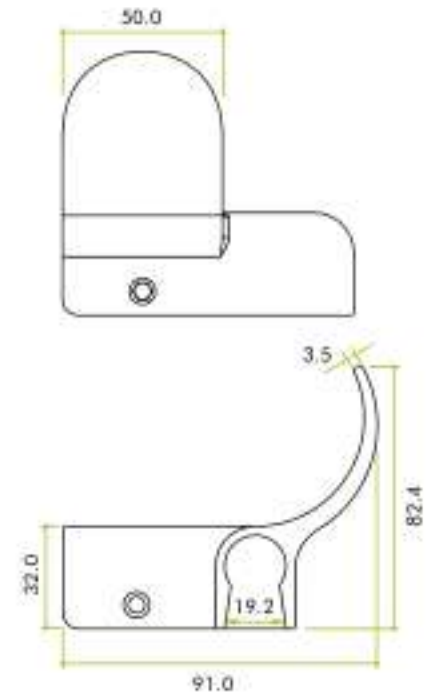
- To allow the door to be pulled open whilst still using the forearm
- Designed for use with ZS-SSHF130 cranked handle and also suitable for use with 19mm dia. RTD lever handle and 19mm dia. pull handle
- Secure fixings included
- Black nylon finish
- Supplied as a pair

FINISHES



BLACK

TECHNICAL



For use on ZS-SSHF130 cranked RTD lever handle



For use on 19mm diameter RTD lever handle



For use on 19mm diameter RTD pull handle



ADDITIONAL ACCESSORIES



ZDL7255/60
EURO SASH
DIN LOCK
(p361)



VSEP60D - 100D
EURO DOUBLE
CYLINDER
(p429)



ZCS030
19MM DIA. RTD
LEVER ON ROSE
(p043)



ZCSD PULL HANDLES
'D' PULL HANDLES - SS304
19MM & 22MM TUBULAR
(p052)



Certified to BS EN 1906 : 2010 Grade 3 standard for high frequency use and tested to 200,000 cycles.



Made from Grade 304 stainless steel and supplied with a secure fastening HESO spindle.

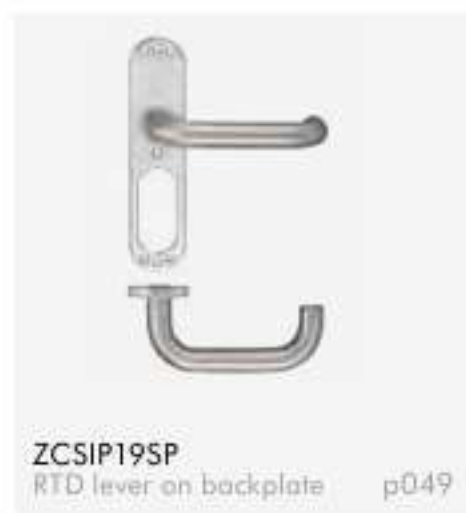


All ZCS lever on rose items are complete with stainless steel inner rose as standard.

ZCS

Levers & accessories

The ZCS range is made exclusively from Grade 304 stainless steel. All levers feature a 52mm diameter push-on rose, all tested to performance Grade 3.





ZCS010PS

3	7	-	B	0	5	0	B

BS EN 1906 : 2010 Grade 3

ZCS010

Mitred lever - Push-on rose (sprung)

PRODUCT CODES

- ZCS010SS
- ZCS010PS

KEY FEATURES

- 19mm diameter tube
- BS EN 1906 : 2010 Grade 3
- Tested to 200,000 cycles
- Grade 304 stainless steel
- 52 x 8mm round sprung rose
- Heso spindle
- Wood screw and bolt through fixings included
- Suitable for 35-54mm doors

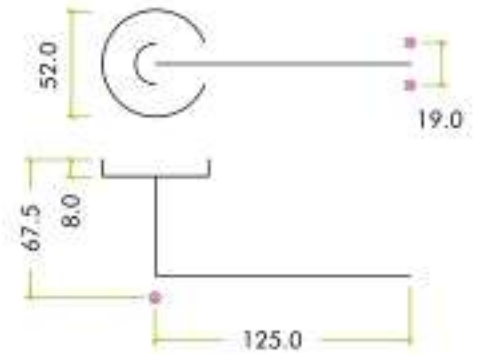
FINISHES



STANDARDS



TECHNICAL



3	7	-	B	0	5	0	B

BS EN 1906 : 2010 Grade 3

ZCS020

Radius lever - Push-on rose (sprung)

PRODUCT CODES

- ZCS020SS

KEY FEATURES

- 19mm diameter tube
- BS EN 1906 : 2010 Grade 3
- Tested to 200,000 cycles
- Grade 304 stainless steel
- 52 x 8mm round sprung rose
- Heso spindle
- Wood screw and bolt through fixings included
- Suitable for 35-54mm doors

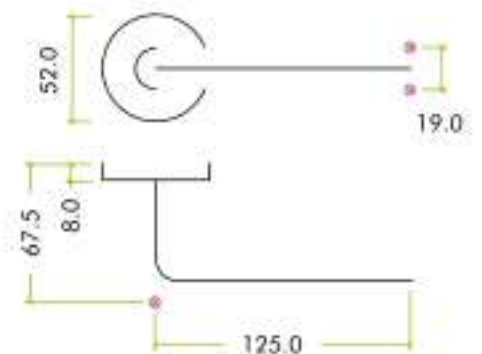
FINISHES



STANDARDS



TECHNICAL



RELATED PRODUCTS



ZCS000
BLANK PROFILE
ESCUTCHEON
(p047)



ZCS001
EURO PROFILE
ESCUTCHEON
(p047)




ZCS002
STANDARD PROFILE
ESCUTCHEON
(p047)



ZCS003
OVAL PROFILE
ESCUTCHEON
(p047)



ZCS004
TURN & RELEASE
(p047)



ZCS030SS

3	7	-	B	0	5	0	B

BS EN 1906 : 2010 Grade 3

ZCS030

RTD lever - Push-on rose (sprung)


PRODUCT CODES

- ZCS030SS
- ZCS030PS

KEY FEATURES

- 19mm diameter tube
- BS EN 1906 : 2010 Grade 3
- Complies to design requirements of BS8300
- Tested to 200,000 cycles
- Grade 304 stainless steel
- 52 x 8mm round sprung rose
- Heso spindle
- Wood screw and bolt through fixings included
- Suitable for 35-54mm doors

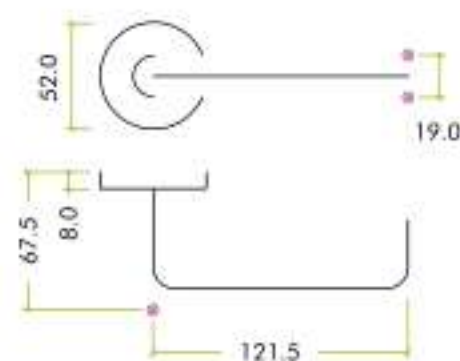
FINISHES



STANDARDS



TECHNICAL



3	7	-	B	0	5	0	B

BS EN 1906 : 2010 Grade 3

ZCS040

Arched lever - Push-on rose (sprung)

PRODUCT CODES

- ZCS040SS

KEY FEATURES

- 19mm diameter tube
- BS EN 1906 : 2010 Grade 3
- Tested to 200,000 cycles
- Grade 304 stainless steel
- 52 x 8mm round sprung rose
- Heso spindle
- Wood screw and bolt through fixings included
- Suitable for 35-54mm doors

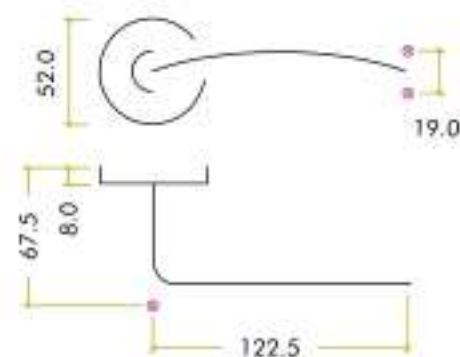
FINISHES



STANDARDS



TECHNICAL



RELATED PRODUCTS



ZCS004i
TURN & RELEASE
WITH INDICATOR
(p047)



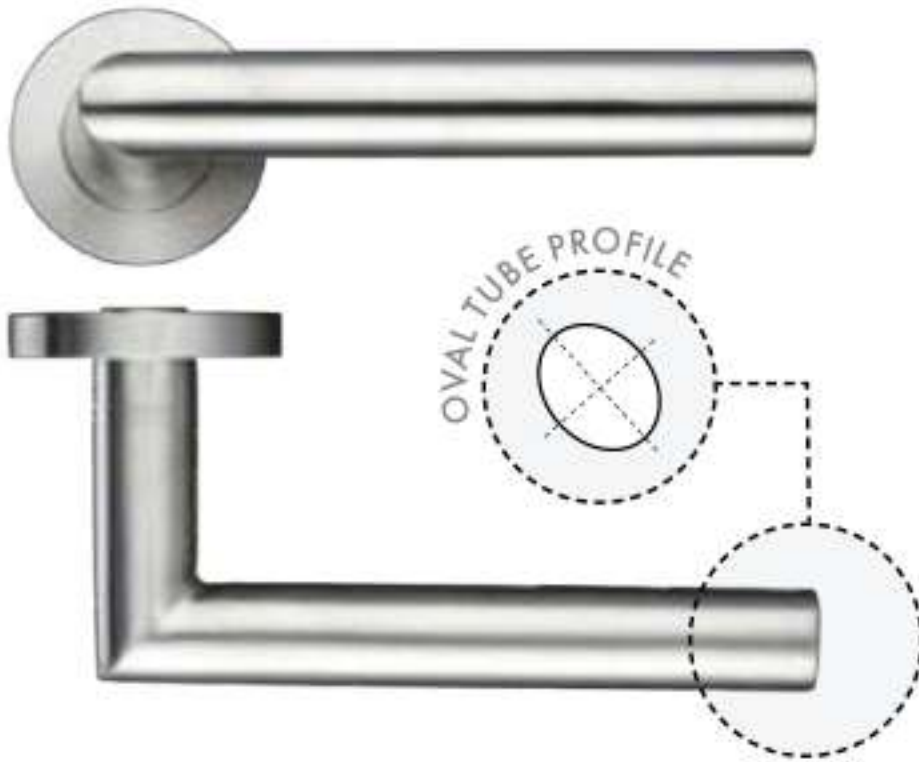
ZCS006i
DISABLED
TURN & RELEASE
(p047)



ZCSD PULL HANDLES
"D" PULL HANDLES - SS304
19MM & 22MM TUBULAR
(p052)



ZHSS243R
GRADE 13 BALL
BEARING HINGE
(p414)



3	7	-	B	0	5	0	B

BS EN 1906 : 2010 Grade 3

ZCS050

Oval mitred lever - Push-on rose (sprung)

PRODUCT CODES

- ZCS050SS

KEY FEATURES

- 19mm diameter tube
- BS EN 1906 : 2010 Grade 3
- Tested to 200,000 cycles
- Grade 304 stainless steel
- 52 x 8mm round sprung rose
- Heso spindle
- Wood screw and bolt through fixings included
- Suitable for 35-54mm doors

FINISHES

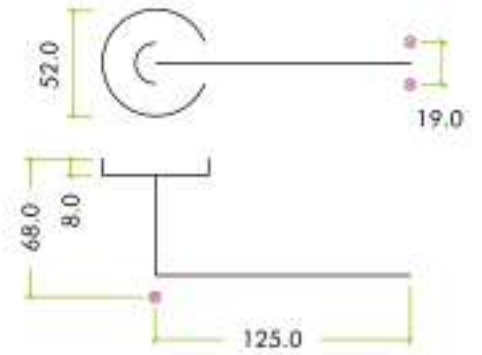


SATIN STAINLESS

STANDARDS



TECHNICAL



ZCS080PS

3	7	-	B	0	5	0	B

BS EN 1906 : 2010 Grade 3

ZCS080

RTD lever - Push-on rose (sprung)

PRODUCT CODES

- ZCS080SS
- ZCS080PS

KEY FEATURES

- 22mm diameter tube
- BS EN 1906 : 2010 Grade 3
- Complies to design requirements of BS8300
- Tested to 200,000 cycles
- Grade 304 stainless steel
- 52 x 8mm round sprung rose
- Heso spindle
- Wood screw and bolt through fixings included
- Suitable for 35-54mm doors

FINISHES



SATIN STAINLESS

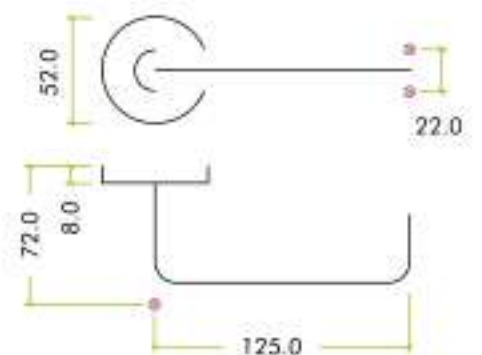


POLISHED STAINLESS

STANDARDS



TECHNICAL



RELATED PRODUCTS



ZCS000
BLANK PROFILE
ESCUTCHEON
(p047)



ZCS001
EURO PROFILE
ESCUTCHEON
(p047)



ZCS002
STANDARD PROFILE
ESCUTCHEON
(p047)



ZCS003
OVAL PROFILE
ESCUTCHEON
(p047)



ZCS004
TURN & RELEASE
(p047)



3	7	-	B	0	5	0	B

BS EN 1906 : 2010 Grade 3

ZCS090

Atlas lever - Push-on rose (sprung)

PRODUCT CODES

- ZCS090SS

KEY FEATURES

- BS EN 1906 : 2010 Grade 3
- Tested to 200,000 cycles
- Grade 304 stainless steel
- 52 x 8mm round sprung rose
- Heso spindle
- Wood screw and bolt through fixings included
- Suitable for 35-54mm doors

FINISHES

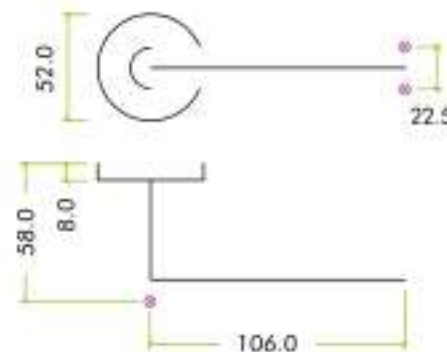


SATIN STAINLESS

STANDARDS



TECHNICAL



3	7	-	B	0	5	0	B

BS EN 1906 : 2010 Grade 3

ZCS120

Arched T-bar lever - Push-on rose (sprung)

PRODUCT CODES

- ZCS120PS

KEY FEATURES

- BS EN 1906 : 2010 Grade 3
- Tested to 200,000 cycles
- Grade 304 stainless steel
- 52 x 8mm round sprung rose
- Heso spindle
- Wood screw and bolt through fixings included
- Suitable for 35-54mm doors

FINISHES

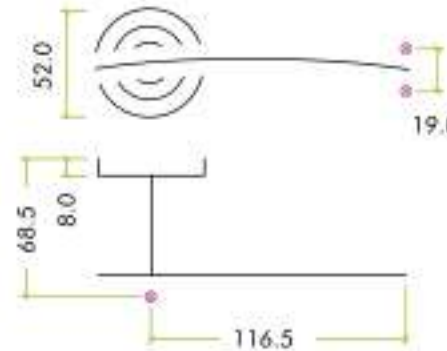


POLISHED STAINLESS

STANDARDS



TECHNICAL



RELATED PRODUCTS



ZCS004i
TURN & RELEASE
WITH INDICATOR
(p047)



ZCS006i
DISABLED
TURN & RELEASE
(p047)



ZCSD PULL HANDLES
'D' PULL HANDLES - SS304
19MM & 22MM TUBULAR
(p052)



ZH55243R
GRADE 13 BALL
BEARING HINGE
(p414)



ZCS160

Designer lever – Push-on rose (sprung)

PRODUCT CODES

- ZCS160SS

KEY FEATURES

- Grade 304 stainless steel
- BS EN 1906 : 2010 Grade 3
- Tested to 200,000 cycles
- 52 x 8mm round sprung rose
- Heso spindle
- Bolt through fixings included
- Suitable for 35-54mm doors

FINISHES

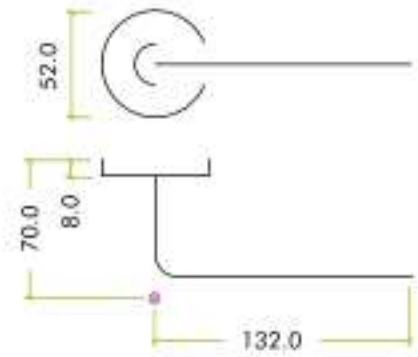


SATIN
STAINLESS

STANDARDS



TECHNICAL



3	7	-	B	0	5	0	B

BS EN 1906 : 2010 Grade 3



ZCS170

Designer lever – Push-on rose (sprung)

PRODUCT CODES

- ZCS170SS

KEY FEATURES

- Grade 304 stainless steel
- BS EN 1906 : 2010 Grade 3
- Tested to 200,000 cycles
- 52 x 8mm round sprung rose
- Heso spindle
- Bolt through fixings included
- Suitable for 35-54mm doors

FINISHES

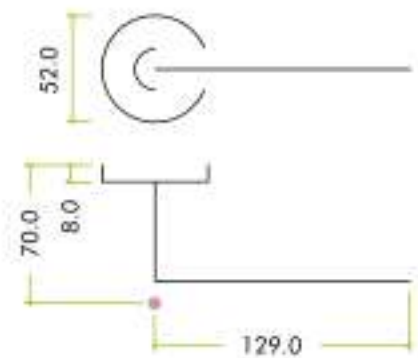


SATIN
STAINLESS

STANDARDS



TECHNICAL



3	7	-	B	0	5	0	B

BS EN 1906 : 2010 Grade 3

ADDITIONAL ACCESSORIES - FOR ZCS LEVERS



SP2155
SPARE ZCS OUTER
PUSH ON ROSE
COVER



ZFP01
SPARE MALE/
FEMALE FIXING
PACK - ZCS LEVERS



SP30
SPARE HESO SPINDLE PACK - 2 x
HESO GRUBS, 1 x HESO SPINDLE
100MM LONG AND ALLEN KEY



SP300
SPARE HESO
GRUB SCREW

ZCS ESCUTCHEONS

Push-on rose

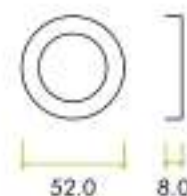
PRODUCT CODES

- ZCS000SS
- ZCS000PS
- Blank profile
- ZCS001SS
- ZCS001PS
- Euro profile
- ZCS002SS
- ZCS002PS
- Standard profile
- ZCS003SS
- ZCS003PS
- Oval profile

STANDARDS



TECHNICAL



ZCS000SS



ZCS001PS



ZCS002PS



ZCS003SS

KEY FEATURES

- Grade 304 stainless steel
- 52mm push-on rose dia.
- Fixing screws supplied

ZCS TURN & RELEASE

Push-on rose

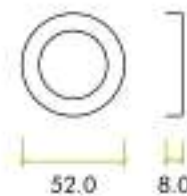
PRODUCT CODES

- ZCS004SS
- ZCS004PS
- with 5mm spindle
- ZCS004iSS
- ZCS004iPS
- with indicator & 5mm spindle
- ZCS006iSS
- ZCS006iPS
- with disabled turn, indicator & 5mm spindle

STANDARDS



TECHNICAL



ZCS004SS



ZCS004iPS



ZCS006iSS

KEY FEATURES

- Grade 304 stainless steel
- 52mm push-on rose dia.
- Fixing screws supplied

FINISHES



COMING SOON

HEXAGONAL RELEASE OPTION

Contact our sales team for more information.

RELATED PRODUCTS



VSEP405 - 75S
EURO SINGLE CYLINDER
(p428)



VSEP60D - 100D
EURO DOUBLE CYLINDER
(p429)



VSEP60CT - 100CT
EURO CYLINDER & TURN
(p432)



V5OP60D/70D/80D
OVAL DOUBLE CYLINDER
(p440)

LIFT TO LOCK SET

The Zoo Hardware lift to lock DIN lock inside lever handle presses down to release the latch bolt, whilst also lifting up to throw the dead bolt. This is illustrated by the included sign "lift handle to lock".



ZCS030LL

RTD lift to lock lever - push on rose

PRODUCT CODES

- ZCS030LLSS

KEY FEATURES

- Grade 304 stainless steel
- BS EN 1906 : 2010 Grade 3
- Complies to design requirements of BS8300
- Tested to 200,000 cycles
- Unsprung rose
- Heso spindle
- Bolt through fixings included
- Suitable for 35-54mm doors

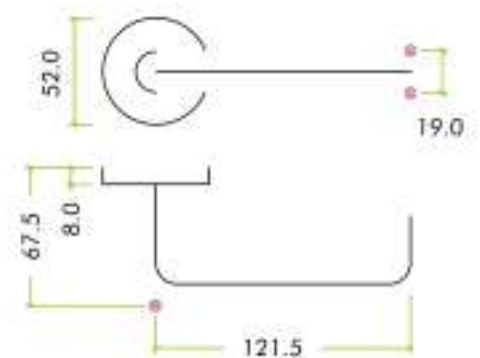
FINISHES



STANDARDS



TECHNICAL



FOR USE WITH



ZDL7260LL / ZDL7260RLL

DIN lift to lock - 72mm c/c

PRODUCT CODES

- ZDL7260LLSS
- ZDL7260RLLSS (Radius)

KEY FEATURES

- 60mm backset
- Square & radius profile forends
- 22mm SS304 forend
- SS304 latch & deadbolt
- Anti-rattle strike
- Grip tight follower
- Blind escutcheon & emergency release half set
- BS EN 12209 : 2003 Grade 3

FINISHES

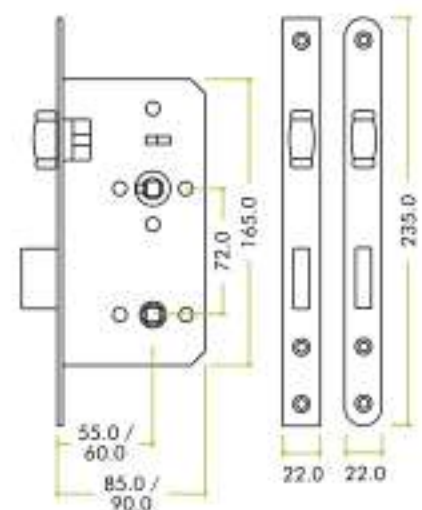


STANDARDS



2812-CPR-AG5123

TECHNICAL



BS EN 12209 : 2003 Grade 3

RELATED PRODUCTS





ZCSIP19SP

ZCSIP19SP

19mm RTD lever on short inner backplate

PRODUCT CODES

- ZCSIP19SP
- ZCSIP19SPPS

KEY FEATURES

- Grade 304 stainless steel
- BS EN 1906 : 2010 Grade 3
- Complies with the design requirements of BS8300
- Dimensions - 178 x 43mm
- M4 Male/Female fixings
- M6 Heso grub screws
- Supplied with wood screws

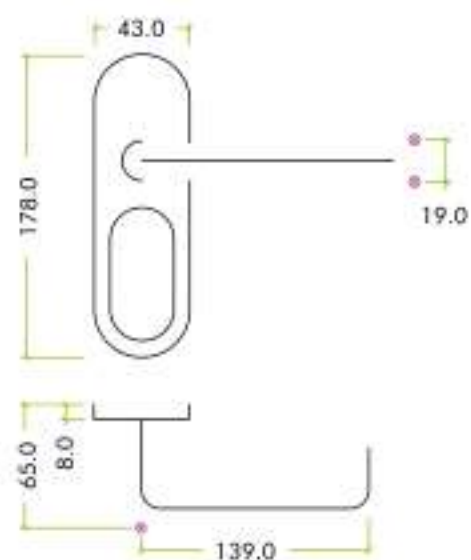
FINISHES



STANDARDS



TECHNICAL



ZCS SHORT COVER PLATES

To suit ZCSIP19SP



ZCS43SS

PRODUCT CODES

- ZCS41SS
- ZCS41PS
Lock cover plate
- ZCS41EPSS
- ZCS41EPPS
Euro cover plate
- ZCS41OPSS
- ZCS41OPPS
Oval cover plate
- ZCS42SS
- ZCS42PS
Latch cover plate
- ZCS43SS*
- ZCS43PS*
Bathroom cover plate
- ZCS41EPSS72
Euro lock cover plate
(72mm c/c)
- ZCS43SS78
Bathroom cover plate
(78mm c/c)

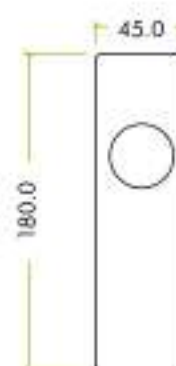
KEY FEATURES

- Grade 304 stainless steel
- 180 x 45mm

STANDARDS



TECHNICAL



FINISHES



*Bathroom cover plates come with a disabled turn

RELATED PRODUCTS



V5EP60D - 100D
EURO DOUBLE
CYLINDER
(p429)



V5OP60D/70D/80D
OVAL DOUBLE
CYLINDER
(p440)



ZDL7255/60
EURO SASH
DIN LOCK
(p361)



ZDL7855/60
BATHROOM
DIN LOCK
(p362)



ZCSIP19

19mm RTD lever on inner backplate

PRODUCT CODES

- ZCSIP19SS

KEY FEATURES

- Grade 304 stainless steel
- BS EN 1906 : 2010 Grade 3
- Complies with the design requirements of BS8300
- Dimensions - 228 x 48mm
- M4 Male/Female fixings
- M6 Heso grub screws
- Supplied with wood screws

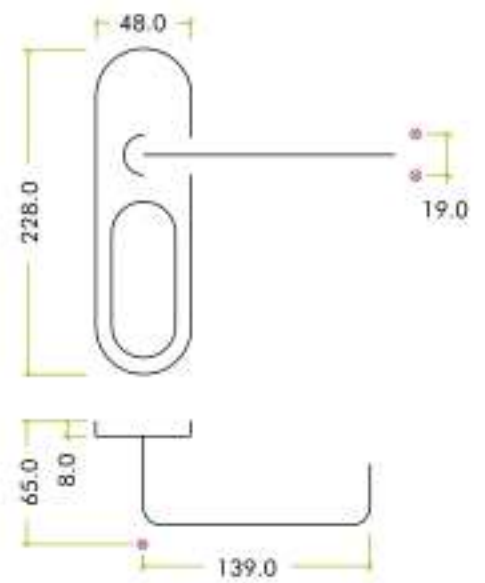
FINISHES



STANDARDS



TECHNICAL



ZCSIP22

22mm RTD lever on inner backplate

PRODUCT CODES

- ZCSIP22SS

KEY FEATURES

- Grade 304 stainless steel
- BS EN 1906 : 2010 Grade 3
- Complies with the design requirements of BS8300
- Dimensions - 228 x 48mm
- M4 Male/Female fixings
- M6 Heso grub screws
- Supplied with wood screws

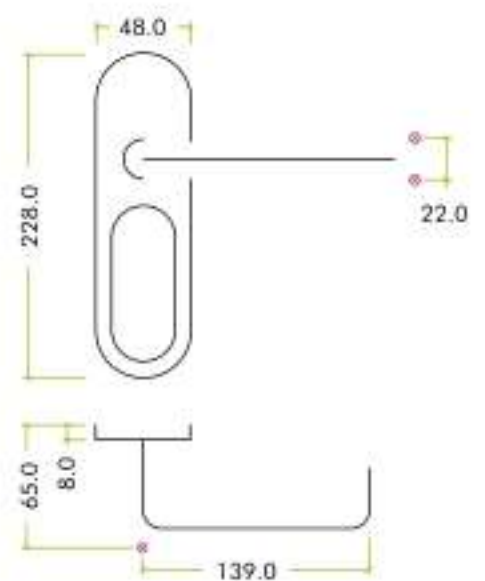
FINISHES



STANDARDS



TECHNICAL



RELATED PRODUCTS



V5EP40S - 75S
EURO SINGLE
CYLINDER
(p428)



V5EP60D - 100D
EURO DOUBLE
CYLINDER
(p429)



V5EP60CT - 100CT
EURO CYLINDER
& TURN
(p432)



V5OP60D/70D/80D
OVAL DOUBLE
CYLINDER
(p440)

ZCS COVER PLATES

To suit ZCSIP19 / ZCSIP22

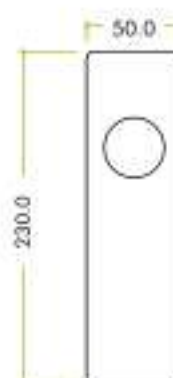
PRODUCT CODES

- ZCS31SS
- ZCS31RSS
Lock cover plate
- ZCS31EPSS
- ZCS31EPRSS
Euro cover plate
- ZCS31OPSS
- ZCS31OPRSS
Oval cover plate
- ZCS32SS
- ZCS32RSS
Latch cover plate
- ZCS33SS*
- ZCS33RSS*
Bathroom cover plate
- ZCS31EPSS72
- ZCS31EPRSS72
Euro lock cover plate
(72mm c/c)
- ZCS33SS78*
- ZCS33RSS78*
Bathroom cover plate
(78mm c/c)

STANDARDS



TECHNICAL



FINISHES



KEY FEATURES

- Grade 304 stainless steel
- 180 x 45mm
- Available in square or radius

*Bathroom cover plates come with a disabled turn



ZCS31SS

ZCS32RSS



ZCS31EPSS72

ZCS33SS78

RELATED PRODUCTS



ZDL7255/60
EURO SASH
DIN LOCK
(p361)



ZDL7855/60
BATHROOM
DIN LOCK
(p362)



ZDL0055L/60
DIN LATCH
(p363)



ZCSIP19
19MM RTD LEVER ON
INNER BACKPLATE
(p050)



ZCSIP22
22MM RTD LEVER ON
INNER BACKPLATE
(p050)



ZCSD300BP

ZCSD PULL HANDLES

'D' pull handle

PRODUCT CODES

- ZCSD150BS
- ZCSD150BP
19 x 150mm
- ZCSD225BS
- ZCSD225BP
19 x 225mm
- ZCSD300BS*
- ZCSD300BP*
- ZCSD300-PCB*
- ZCSD300-PVDSB*
- ZCSD300-PVDBZ*
- ZCSD300-PCW*
19 x 300mm
- ZCSD425BS*
- ZCSD425BP*
- ZCSD425-PCB*
- ZCSD425-PVDSB*
- ZCSD425-PVDBZ*
- ZCSD425-PCW*
19 x 425mm
- ZCSD600BS*
- ZCSD600BP*
19 x 600mm
- ZCSD300CS*
22 x 300mm
- ZCSD425CS*
22 x 425mm
- ZCSD600CS*
22 x 600mm

KEY FEATURES

- Grade 304 stainless steel
- 19mm tubular
- 22mm tubular

STANDARDS



FINISHES



* Grub screw side with back to back fixing bolt available



ZCSD300-PCB



ZCSD300-PVDSB



ZCSD300-PVDBZ



ZCSD300-PCW

ADDITIONAL ACCESSORIES - FOR ZCS PULL HANDLES



ZRP0255
ROSE PACK - 2 X PUSH ON ROSES - SUITABLE FOR SS304 19MM, 22MM AND 30MM



ZRP0355
ROSE PACK - 2 X SCREW ON ROSES - SUITABLE FOR SS304 19MM, 22MM AND 30MM



ZRP06P55
ROSE PACK - 2 X PUSH ON ROSES SUITABLE FOR SS304 19MM, 22MM AND 30MM - POLISHED



ZCSG PULL HANDLES

Guardzman pull handle

PRODUCT CODES

- ZCSG300BS*
19 x 300mm
- ZCSG425BS*
19 x 425mm
- ZCSG600BS*
19 x 600mm
- ZCSG300CS*
22 x 300mm
- ZCSG425CS*
22 x 425mm
- ZCSG600CS*
22 x 600mm

HANDLE LENGTH

- 300mm c/c =
400mm overall
- 425mm c/c =
525mm overall
- 600mm c/c =
700mm overall

KEY FEATURES

- Grade 304 stainless steel
- 19mm tubular
- 22mm tubular

STANDARDS



FINISHES



SATIN
STAINLESS



* Grub screw side
with back to
back fixing bolt
available



BACK TO BACK FIXING PACKS

PRODUCT CODES

- ZBBF19SS
for 19mm pull handles
- ZBBF22SS
for 22mm pull handles
- ZBBF25SS
for 30mm guardsman
pull handles

KEY FEATURES

- Suitable for
35-54mm doors

FINISHES



SATIN
STAINLESS

ADDITIONAL ACCESSORIES - FOR ZCS PULL HANDLES



ZFP06
SPARE FIXING PACK
SUITABLE FOR 19 AND 22MM
PULL HANDLES - M8 X 65MM



ZFP09
SPARE FIXING PACK
SUITABLE FOR 19 AND 22MM
PULL HANDLES - M8 X 90MM




VHP243
GRADE 11 BALL
BEARING HINGE
(p408)



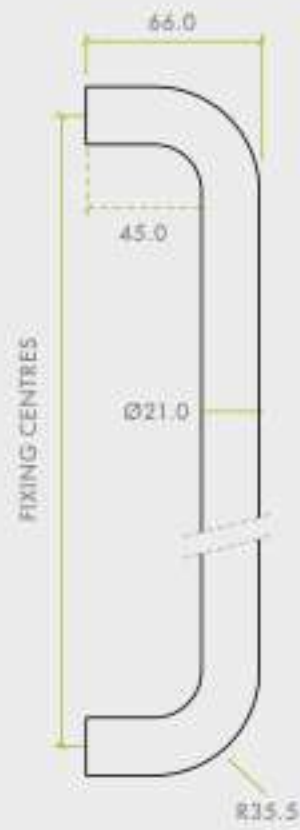
ZH55243R
GRADE 13 BALL
BEARING HINGE
(p414)

PULL HANDLE DIMENSION GUIDE

'D' PULL HANDLE



19mm



21mm
(VSD425C only)



22mm

GUARDSMAN PULL HANDLE



19mm



22mm



30mm

ADDITIONAL ACCESSORIES FOR ZCS LEVERS



ADDITIONAL ACCESSORIES FOR ZCS PULL HANDLES





D-Shaped, mitred and guardsman pull handles available to complement any project.



Levers and pull handles in the ZCS2 range are made from Grade 201 hollow tubular stainless steel which is more durable at a lower cost.



Pull handles available in a range of 19, 22 & 30mm diameter tube.

ZCS2

Levers & accessories

The ZCS2 range is made exclusively from hollow Grade 201 tubular stainless steel. All levers feature a 52mm push on sprung rose and complemented with matching escutcheons and turn & release.





ZCS2010

Mitred lever - Push on rose (sprung)

PRODUCT CODES

- ZCS2010SS

KEY FEATURES

- Grade 201 stainless steel
- 19mm diameter tube
- 52 x 8mm round sprung rose
- Suitable for 35-54mm doors

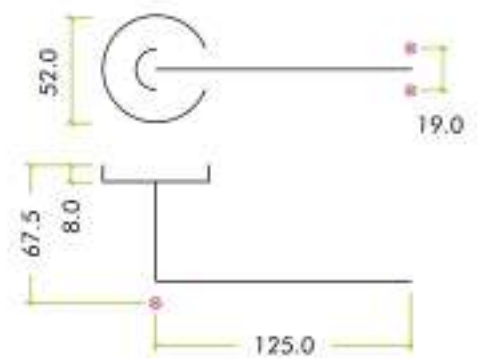
FINISHES



STANDARDS



TECHNICAL



ZCS2020

Radius lever - Push on rose (sprung)

PRODUCT CODES

- ZCS2020SS

KEY FEATURES

- Grade 201 stainless steel
- 19mm diameter tube
- 52 x 8mm round sprung rose
- Suitable for 35-54mm doors

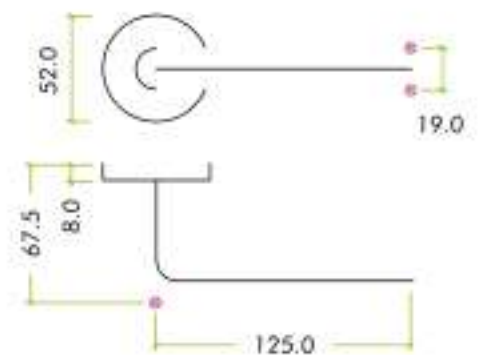
FINISHES



STANDARDS



TECHNICAL



RELATED PRODUCTS



ZCS2000
BLANK PROFILE
ESCUTCHEON
(p063)



ZCS2001
EURO PROFILE
ESCUTCHEON
(p063)



ZCS2002
STANDARD PROFILE
ESCUTCHEON
(p063)



ZCS2003
OVAL PROFILE
ESCUTCHEON
(p063)



ZCS2004
TURN & RELEASE
(p063)



ZCS2030

RTD lever – Push on rose (sprung)

PRODUCT CODES

- ZCS2030SS

KEY FEATURES

- Grade 201 stainless steel
- 19mm diameter tube
- Complies with the design requirements of BS8300
- 52 x 8mm round sprung rose
- Suitable for 35-54mm doors

FINISHES

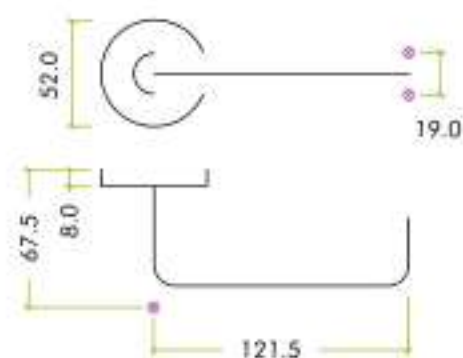


SATIN STAINLESS

STANDARDS



TECHNICAL



ZCS2040

Arched lever – Push on rose (sprung)

PRODUCT CODES

- ZCS2040SS

KEY FEATURES

- Grade 201 stainless steel
- 19mm diameter tube
- 52 x 8mm round sprung rose
- Suitable for 35-54mm doors

FINISHES

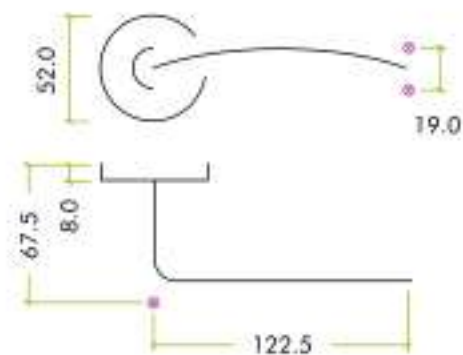


SATIN STAINLESS

STANDARDS



TECHNICAL



RELATED PRODUCTS



SP2255
SPARE ZCS2 OUTER
PUSH ON ROSE
COVERS



ZFP01
SPARE MALE/FEMALE
FIXING PACK FOR
ZCS2 LEVERS



M6X655
M6 X 6MM SKT SET
(GRUB) SCREW ST/
ST ZCS2



SPARE SPINDLE - SP23/24/25
8MM X 8MM X 100MM LONG
8MM X 8MM X 110MM LONG
5MM X 5MM X 65MM LONG



ZCS2060

Radius lever – Push on rose (sprung)

PRODUCT CODES

- ZCS2060SSPS

KEY FEATURES

- Grade 201 stainless steel
- 52 x 8mm round sprung rose
- Suitable for 35-54mm doors

FINISHES

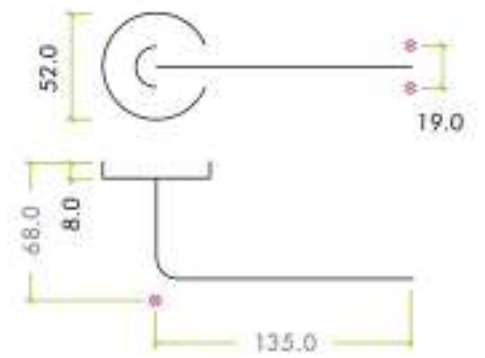


SATIN
STAINLESS /
POLISHED
STAINLESS

STANDARDS



TECHNICAL



ZCS2080

RTD lever – Push on rose (sprung)

PRODUCT CODES

- ZCS2080SS

KEY FEATURES

- Grade 201 stainless steel
- 22mm diameter tube
- Complies with the design requirements of BS8300
- 52 x 8mm round sprung rose
- Suitable for 35-54mm doors

FINISHES

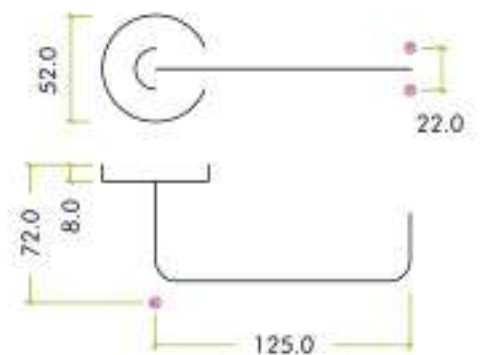


SATIN
STAINLESS

STANDARDS



TECHNICAL



RELATED PRODUCTS



ZCS2000
BLANK PROFILE
ESCUTCHEON
(p063)



ZCS2001
EURO PROFILE
ESCUTCHEON
(p063)



ZCS2002
STANDARD PROFILE
ESCUTCHEON
(p063)



ZCS2003
OVAL PROFILE
ESCUTCHEON
(p063)



ZCS2004
TURN & RELEASE
(p063)



ZCS2110

Mitred lever – Push on rose (sprung)

PRODUCT CODES

- ZCS2110SSPS

KEY FEATURES

- Grade 201 stainless steel
- 52 x 8mm round sprung rose
- Suitable for 35-54mm doors

FINISHES

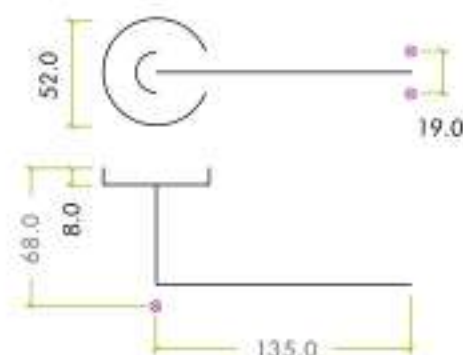


SATIN
STAINLESS /
POLISHED
STAINLESS

STANDARDS



TECHNICAL



ZCS2120

Arched T-bar lever – Push on rose (sprung)

PRODUCT CODES

- ZCS2120SS

KEY FEATURES

- Grade 201 stainless steel
- 52 x 8mm round sprung rose
- Suitable for 35-54mm doors

FINISHES

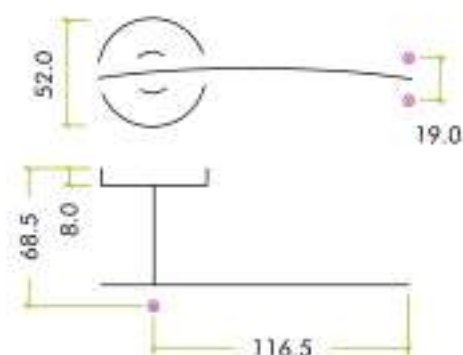


SATIN
STAINLESS

STANDARDS



TECHNICAL



RELATED PRODUCTS



SP225S
SPARE ZCS2 OUTER
PUSH ON ROSE
COVERS



ZFP01
SPARE MALE/FEMALE
FIXING PACK FOR
ZCS2 LEVERS



M6X6SS
M6 X 6MM SKT SET
(GRUB) SCREW ST/
ST ZCS2



SPARE SPINDLE - SP23/24/25
8MM X 8MM X 100MM LONG
8MM X 8MM X 110MM LONG
5MM X 5MM X 65MM LONG



ZCS2130

T-bar lever – Push on rose (sprung)

PRODUCT CODES

- ZCS2130SS

KEY FEATURES

- Grade 201 stainless steel
- 52 x 8mm round sprung rose
- Suitable for 35-54mm doors

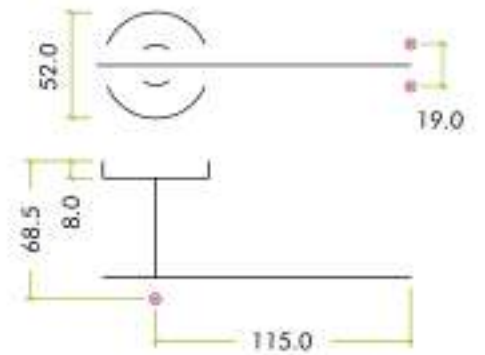
FINISHES



STANDARDS



TECHNICAL



ZCS2140

Curved lever – Push on rose (sprung)

PRODUCT CODES

- ZCS2140SS

KEY FEATURES

- Grade 201 stainless steel
- 52 x 8mm round sprung rose
- Suitable for 35-54mm doors

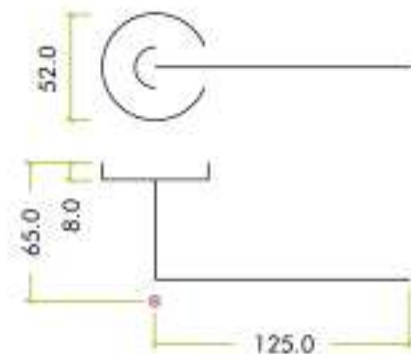
FINISHES



STANDARDS



TECHNICAL



RELATED PRODUCTS



SP2255
SPARE ZCS2 OUTER
PUSH ON ROSE
COVERS



ZFP01
SPARE MALE/FEMALE
FIXING PACK FOR
ZCS2 LEVERS



M6X6SS
M6 X 6MM SKT SET
(GRUB) SCREW ST/
ST ZCS2



SPARE SPINDLE - SP23/24/25
8MM X 8MM X 100MM LONG
8MM X 8MM X 110MM LONG
5MM X 5MM X 65MM LONG

ZCS2 ESCUTCHEONS

Push on rose



ZCS2000SS



ZCS2001SS



ZCS2002SS



ZCS2003SS

PRODUCT CODES

- ZCS2000SS
Blank profile
- ZCS2001SS
Euro profile
- ZCS2002SS
Standard profile
- ZCS2003SS
Oval profile

KEY FEATURES

- Grade 201 stainless steel
- 52mm push on rose dia.
- Fixing screws supplied

FINISHES



SATIN
STAINLESS

STANDARDS



TECHNICAL



ZCS2 TURN & RELEASE

Push on rose



ZCS2004SS



ZCS2006iSS



PRODUCT CODES

- ZCS2004SS
with 5mm spindle
- ZCS2006iSS
with disabled turn,
indicator & 5mm spindle

KEY FEATURES

- Grade 201 stainless steel
- 52mm push on rose dia.
- Fixing screws supplied

FINISHES



SATIN
STAINLESS

STANDARDS



TECHNICAL



RELATED PRODUCTS



VSEP40S - 75S
EURO SINGLE
CYLINDER
(p428)



VSEP60D - 100D
EURO DOUBLE
CYLINDER
(p429)



VSEP60CT - 100CT
EURO CYLINDER
& TURN
(p432)



V5OP60D/70D/80D
OVAL DOUBLE
CYLINDER
(p440)



ZCS2D PULL HANDLES

'D' pull handle

PRODUCT CODES

- ZCS2D150BS
19 x 150mm
- ZCS2D225BS
19 x 225mm
- ZCS2D300BS
19 x 300mm
- ZCS2D425BS
19 x 425mm
- ZCS2D600BS
19 x 600mm

- ZCS2D300CS
22 x 300mm
- ZCS2D425CS
22 x 425mm
- ZCS2D600CS
22 x 600mm

KEY FEATURES

- Grade 201 stainless steel
- 19mm tubular
- 22mm tubular

STANDARDS



FINISHES



SATIN
STAINLESS

FOR FULL
DIMENSIONS
TAKE A LOOK
AT OUR PULL
HANDLE GUIDE
p054



ZCS2M PULL HANDLES

Mitred pull handle

PRODUCT CODES

- ZCS2M150BS
19 x 150mm
- ZCS2M225BS
19 x 225mm
- ZCS2M300BS
19 x 300mm
- ZCS2M425BS
19 x 425mm
- ZCS2M600BS
19 x 600mm

KEY FEATURES

- Grade 201 stainless steel
- 19mm tubular

STANDARDS



FINISHES



SATIN
STAINLESS

RELATED PRODUCTS



ZRP0155
ROSE PACK - 2 X PUSH ON
ROSES - SUITABLE FOR SS201
19MM, 22MM AND 30MM



ZFP06
SPARE FIXING PACK
SUITABLE FOR 19 AND 22MM
PULL HANDLES - M8 X 65MM



ZFP09
SPARE FIXING PACK
SUITABLE FOR 19 AND 22MM
PULL HANDLES - M8 X 90MM



ZCS2G PULL HANDLES

19mm & 22mm guardsman pull handle

PRODUCT CODES

- ZCS2G300BS
19 x 300mm
- ZCS2G425BS
19 x 425mm
- ZCS2G600BS
19 x 600mm
- ZCS2G300CS
22 x 300mm
- ZCS2G425CS
22 x 425mm
- ZCS2G600CS
22 x 600mm

KEY FEATURES

- Grade 201 stainless steel
- 19mm tubular
- 22mm tubular

STANDARDS



FINISHES



ZCS2G PULL HANDLES

30mm guardsman pull handle

PRODUCT CODES

- ZCS2G600ES
30 x 600mm
- ZCS2G800ES
30 x 800mm
- ZCS2G1200ES
30 x 1200mm
- ZCS2G1800ES
30 x 1800mm

HANDLE LENGTH

- 400mm c/c = 600mm overall
- 600mm c/c = 800mm overall
- 1000mm c/c = 1200mm overall
- 1600mm c/c = 1800mm overall

STANDARDS



KEY FEATURES

- Grade 201 stainless steel
- 30mm tubular

FINISHES



RELATED PRODUCTS



ZAS345S
STAINLESS STEEL
"PULL" PLATE
(p090)




ZAS30
STAINLESS STEEL
"PUSH" FINGER PLATES
(p090)



ZAS32R
STAINLESS STEEL
FINGER PLATES
(p091)



ZSS SIGNAGE
STAINLESS STEEL
SYMBOL SIGNAGE
(p106-107)



ZCS2D BACK TO BACK PULL HANDLES

'D' pull handle

PRODUCT CODES

- ZCS2D225BSBB
19 x 225mm
- ZCS2D300BSBB
19 x 300mm
- ZCS2D425BSBB
19 x 425mm

KEY FEATURES

- Grade 201 stainless steel
- 19mm tubular
- Supplied with back-to-back fixings
- Suitable for doors up to 65mm thick

STANDARDS



FINISHES



BACK-TO-BACK FIXINGS



RELATED PRODUCTS



ZAS34SS
STAINLESS STEEL
"PULL" PLATE
(p090)



ZAS30
STAINLESS STEEL
"PUSH" FINGER PLATES
(p090)



ZAS32R
STAINLESS STEEL
FINGER PLATES
(p091)



ZSS SIGNAGE
STAINLESS STEEL
SYMBOL SIGNAGE
(p106-107)



BACK TO BACK FIXING PACKS

PRODUCT CODES

- ZBBF19SS for 19mm pull handles
- ZBBF22SS for 22mm pull handles
- ZBBF25SS for 30mm guardsman pull handles

KEY FEATURES

- Suitable for 35-54mm doors
- To fix 2 regular pull handles back to back

FINISHES



SATIN STAINLESS

ADDITIONAL ACCESSORIES FOR ZCS2 LEVERS



SP22SS
SPARE ZCS2 OUTER PUSH ON ROSE COVERS



ZFP01
SPARE MALE/FEMALE FIXING PACK



M6X6ZP
M6 X 6MM SKT SET (GRUB) SCREW ZAA



SP23
SPARE SPINDLE – 8MM X 8MM X 100MM LONG



SP24
SPARE SPINDLE – 8MM X 8MM X 110MM LONG



SP25
SPARE SPINDLE – 5MM X 5MM X 65MM LONG



ZA553
SPINDLE ADAPTOR SLEEVE 5MM TO 8MM



ZA556
SPINDLE ADAPTOR SLEEVE 5MM TO 6MM

ADDITIONAL ACCESSORIES FOR ZCS2 PULL HANDLES



ZRP01SS
ROSE PACK – 2X PUSH ON ROSES – SUITABLE FOR SS201 19MM/22MM/30MM



ZFP06
SPARE FIXING PACK SUITABLE FOR 19 AND 22MM PULL HANDLES – M8 X 65MM



ZFP09
SPARE FIXING PACK SUITABLE FOR 19 AND 22MM PULL HANDLES – M8 X 90MM



Made from SS316 marine grade stainless steel, with high corrosion resistance suitable for use in aggressive atmospheres such as coastal areas.



19mm tube diameter RTD lever handle meets dimensional recommendations of BS 8300:2009 and Approved Document M.



52mm x 8mm push-on rose escutcheons and turn and release.


ZCS316

Levers & accessories

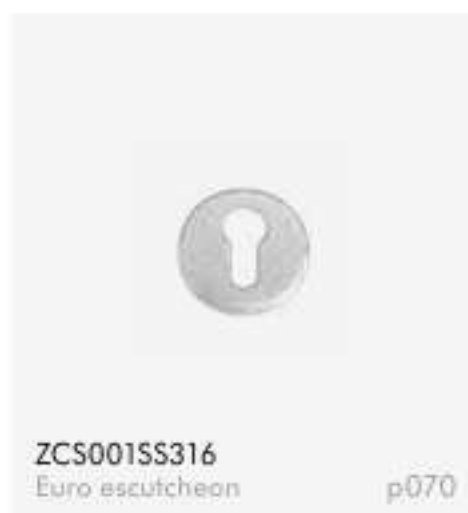
The ZCS316 range is made from Grade 316 stainless steel and is typically referred to as marine grade stainless steel. Grade 316 owes its high corrosion resistance to the addition of the element Molybdenum and is suitable for use in aggressive atmospheres such as coastal areas.



ZCS030SS316
RTD lever (19mm) p070



ZCS000SS316
Blank escutcheon p070



ZCS001SS316
Euro escutcheon p070



ZCS002SS316
Standard escutcheon p070



ZCS003SS316
Oval escutcheon p070



ZCS004SS316
Turn & release p071



ZCS006iSS316
Turn & release indicator p071



ZCSD*BS316
'D' pull handles p071

ZCS316

LEVERS & ACCESSORIES IN SS316



ZCS030SS316

RTD lever on rose

PRODUCT CODES

- ZCS030SS316

KEY FEATURES

- Grade 316 stainless steel
- 19mm diameter tube
- BS EN 1906 : 2010 Grade 3
- Complies to design requirements of BS8300
- Tested to 200,000 cycles
- 52 x 8mm round rose
- Heso spindle
- Bolt through fixings included
- Suitable for 35-54mm doors

FINISHES

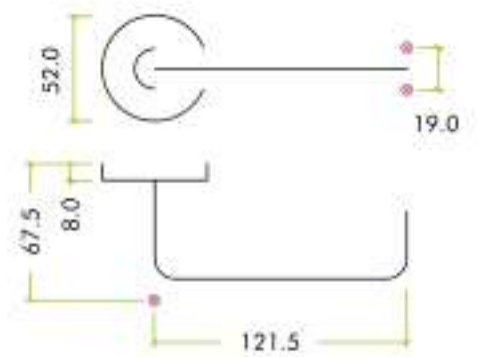


SATIN
STAINLESS

STANDARDS



TECHNICAL



ZCS316 ESCUTCHEONS

Push on rose



ZCS000SS316



ZCS001SS316



ZCS002SS316



ZCS003SS316

PRODUCT CODES

- ZCS000SS316
Blank profile
- ZCS001SS316
Euro profile
- ZCS002SS316
Standard profile
- ZCS003SS316
Oval profile

KEY FEATURES

- Grade 316 stainless steel
- 52mm push on rose dia.
- Fixing screws supplied

FINISHES

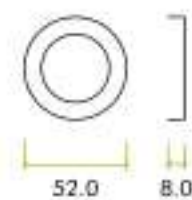


SATIN
STAINLESS

STANDARDS



TECHNICAL



RELATED PRODUCTS



V5EP405 - 75S
EURO SINGLE
CYLINDER
(p428)



V5EP60D - 100D
EURO DOUBLE
CYLINDER
(p429)



V5EP60CT - 100CT
EURO CYLINDER
& TURN
(p432)



V5OP60D/70D/80D
OVAL DOUBLE
CYLINDER
(p440)



ZCS004SS316



ZCS006iSS316

ZCS316 TURN & RELEASES

Push on rose

PRODUCT CODES

- ZCS004SS316
with 5mm spindle
- ZCS006iSS316
with disabled turn,
indicator & 5mm spindle

KEY FEATURES

- Grade 316 stainless steel
- 52mm push on rose dia.
- Fixing screws supplied

FINISHES



SATIN
STAINLESS

STANDARDS



TECHNICAL



ZCS316 PULL HANDLES

'D' pull handle

PRODUCT CODES

- ZCSD150BS316
19 x 150mm
- ZCSD225BS316
19 x 225mm
- ZCSD300BS316
19 x 300mm
- ZCSD425BS316
19 x 425mm

KEY FEATURES

- Grade 316 stainless steel
- 19mm tubular

STANDARDS



FINISHES



SATIN
STAINLESS

RELATED PRODUCTS



ZAS3455
STAINLESS STEEL
"PULL" PLATE
(p090)



ZAS30
STAINLESS STEEL
"PUSH" FINGER PLATES
(p090)



ZAS32R
STAINLESS STEEL
FINGER PLATES
(p091)



ZSS SIGNAGE
STAINLESS STEEL
SYMBOL SIGNAGE
(p106-107)



All ZAS accessories are made from Grade 201 stainless steel which has good formability, corrosion resistance and fabricability.



New hard-wearing finishes available in limited products to complement the new Rosso Tecnica range and new Stanza finishes.

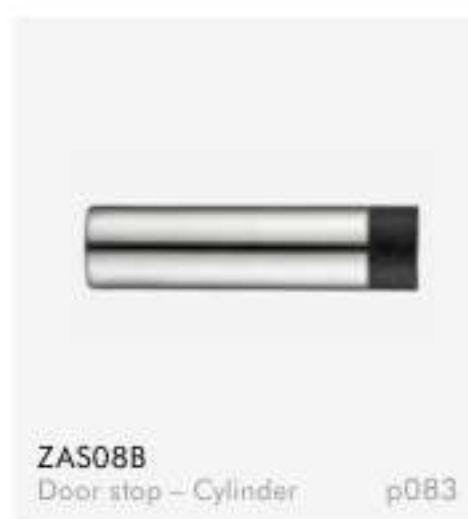
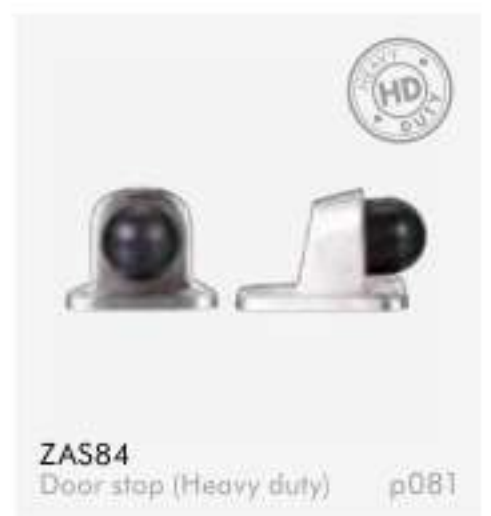

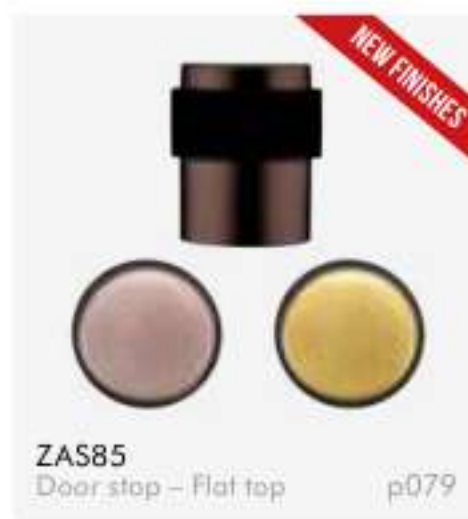



Concealed handrail bracket comes with a 50mm push-on rose.

ZAS

Stainless steel accessories

A collection of complementary stainless steel products ranging from flush bolts to robe hooks, ideally suited for use with our ZPS, ZCS, ZCS2 and our all new Rosso Tecnica range.



ZAS

Stainless steel accessories



ZAS42/43
Ring pulls p085



ZAS16/17/18/19/20
Cylinder latch pulls p086




ZAS26
Square escutcheon p087



ZAS008
Security escutcheon p087



ZAS21
Hush latch p088



ZAS25
Toilet door indicator p088



ZAS51
Taylor spindle p088



ZAS37/38
Letter plate/tydy p089



ZAS33/34
Push/pull plates p090



ZAS30
Push finger plate p090



ZAS32
Finger plate p091



ZAS70
Double robe hook p092



ZAS71
Double hat & coat hook p092



ZAS72
Single coat hook p093



ZAS73
Hat & coat hook p093



ZAS72HD
Coat hook (Heavy duty) p094



ZAS73HD
Coat hook (Heavy duty) p094




ZAS74
Circular robe hook p095




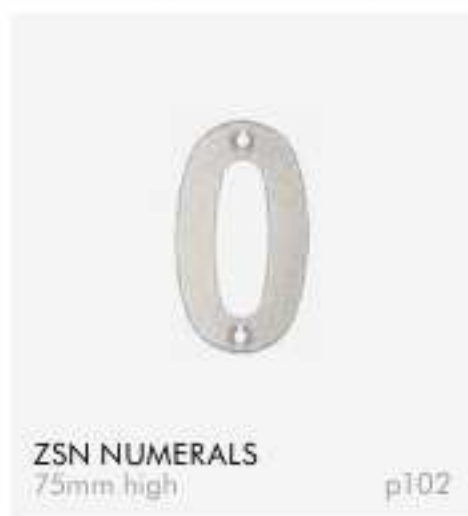
ZAS77
Coat hook with rubber p095



ZAS75
Hook with rose p096



OTHER STAINLESS STEEL ACCESSORIES





ZAS LEVER ACTION FLUSH BOLTS



ZAS03SS



ZAS03R-PVDSB



ZAS03R-PVDBZ

PRODUCT CODES

- ZAS02SS
- ZAS02PS
- ZAS02PVD
20 x 150mm
- ZAS03SS
- ZAS03PS
- ZAS03RSS
- ZAS03R-PCB
- ZAS03R-PVDGH
- ZAS03R-PVDSB
- ZAS03R-PVDBZ
- ZAS03R-PCW
- ZAS03R-TRG
- ZAS03R-ETB
20 x 203mm
- ZAS05SS
- ZAS05RSS
20 x 305mm
- ZAS12SS
- ZAS12RSS
20 x 457mm
- ZAS13SS
- ZAS13RSS
20 x 609mm
- ZAS09SS
20 x 914mm

KEY FEATURES

- 11mm dia. bolt
- 15mm bolt throw
- Available in square & radius profiles

STANDARDS



FINISHES



To maintain compliance with the fire standard for these flush bolts, it is recommended that you fit these with the relevant intumescent pack which can be found on page 327.

RELATED PRODUCTS



ZIF0160G/0260G/0360G
INTUMESCENT PACK FOR
LEVER ACTION FLUSH BOLT
(p327)



ZAS86
ROUND
DOOR STOP
(p080)



RT060
ORTA
LEVER
(p239)



VHC243R
GRADE 14 HIGH
PERFORMANCE HINGE
(p410)



ZAS14-PVDBZ



ZAS14-PCB

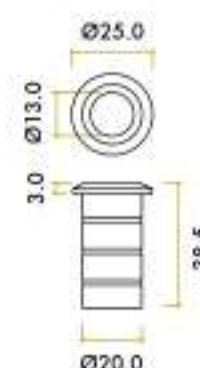
ZAS14

Dust excluding socket for flush bolts - Concrete

PRODUCT CODES

- ZAS14SS
- ZAS14-PCB
- ZAS14-PCW
- ZAS14-PVDGH
- ZAS14-PVDSB
- ZAS14-PVDBZ
- ZAS14-TRG
- ZAS14-ETB

TECHNICAL



KEY FEATURES

- 20 x 25mm

FINISHES



ZAS14ASS



ZAS14A-TRG

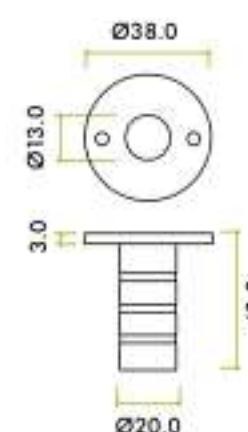
ZAS14A

Dust excluding socket for flush bolts - Timber

PRODUCT CODES

- ZAS14ASS
- ZAS14A-PCB
- ZAS14A-PCW
- ZAS14A-PVDGH
- ZAS14A-PVDSB
- ZAS14A-PVDBZ
- ZAS14A-TRG
- ZAS14A-ETB

TECHNICAL



KEY FEATURES

- 20 x 38mm

FINISHES



RELATED PRODUCTS



ZAS07
CYLINDER
DOOR STOP
(p082)



RT030
MAGGIORE
LEVER
(p237)



RT001
EURO PROFILE
ESCUTCHEON
(p241)



VHC243R
GRADE 14 HIGH
PERFORMANCE HINGE
(p410)



VDL0055/60
DIN DEAD
LOCK
(p355)



ZAS06-PVDGH



ZAS06-PVDBZ

ZAS06

Door stop - Floor mounted - Oval

PRODUCT CODES

- ZAS06SS
- ZAS06-PVDGH
- ZAS06-PVDBZ
- ZAS06-PCW

KEY FEATURES

- 45mm dia.
- Concealed fix

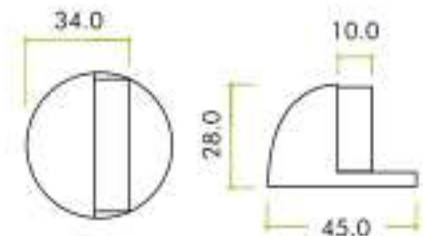
FINISHES



STANDARDS



TECHNICAL



ZAS06B-FSB



ZAS06B-PCW

ZAS06B

Door stop - Floor mounted - Oval

PRODUCT CODES

- ZAS06BSS
- ZAS06B-PCB
- ZAS06B-PVDSB
- ZAS06B-PVDBZ
- ZAS06B-PCW
- ZAS06B-FSB
- ZAS06B-TRG
- ZAS06B-ETB

KEY FEATURES

- 45mm dia.
- Locating pin
- Face-fix

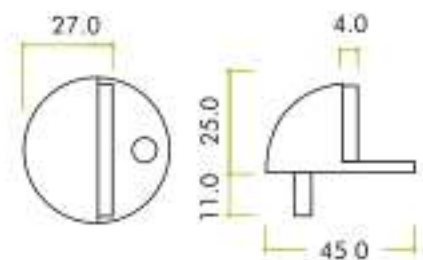
FINISHES



STANDARDS



TECHNICAL



RELATED PRODUCTS



ZIF0160G/0260G/0360G
INTUMESCENT PACK FOR
LEVER ACTION FLUSH BOLT
(p327)



ZAS86
ROUND
DOOR STOP
(p080)



RT060
ORTA
LEVER
(p239)



VHC243R
GRADE 14 HIGH
PERFORMANCE HINGE
(p410)



ZAS06CSS

ZAS06C

Door stop - Floor mounted - Oval

PRODUCT CODES

- ZAS06CSS
- ZAS06CPS

KEY FEATURES

- 40mm dia.
- Locating pin
- Face-fix

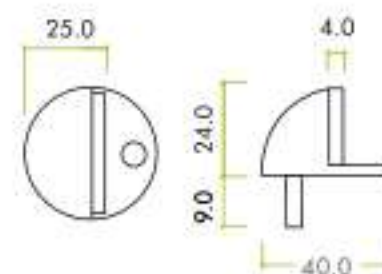
FINISHES



STANDARDS



TECHNICAL



ZAS85-TRG

ZAS85

Door stop - Floor mounted - Round collared flat top

PRODUCT CODES

- ZAS85SS
- ZAS85PS
- ZAS85-PCB
- ZAS85-PVDSB
- ZAS85-PVDBZ
- ZAS85-PCW
- ZAS85-FSB
- ZAS85-TRG
- ZAS85-ETB

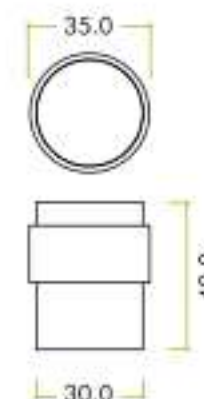
KEY FEATURES

- 35mm dia.
- 30 x 40mm

FINISHES



TECHNICAL



ZAS85SS

RELATED PRODUCTS



ZAS07
CYLINDER
DOOR STOP
(p082)



RT030
MAGGIORE
LEVER
(p237)



RT001
EURO PROFILE
ESCUTCHEON
(p241)



VHC243R
GRADE 14 HIGH
PERFORMANCE HINGE
(p410)



Z55 SIGNAGE
STAINLESS STEEL
SYMBOL SIGNAGE
(p106-107)



ZAS86-PVDBZ



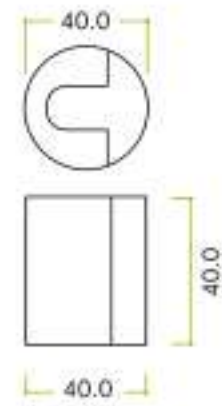
ZAS86

Door stop – Floor mounted – Round

PRODUCT CODES

- ZAS86SS
- ZAS86-PVDGH
- ZAS86-PVDSB
- ZAS86-PVDBZ
- ZAS86-PCB
- ZAS86-PCW
- ZAS86-FSB
- ZAS86-ETB
- ZAS86-TRG

TECHNICAL



KEY FEATURES

- 40mm dia.
- 40mm projection

FINISHES



ZAS86-PVDSB



ZAS87

Door stop – Floor mounted – Sloped

PRODUCT CODES

- ZAS87SS

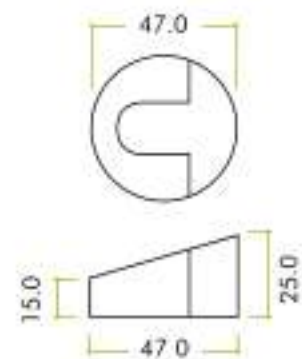
KEY FEATURES

- 47mm dia.

FINISHES



TECHNICAL



RELATED PRODUCTS



ZAS06
FLOOR MOUNTED
DOOR STOP
(p078)



RT020
COMO
LEVER
(p237)



RT004
TURN &
RELEASE
(p241)



VHC243R
GRADE 14 HIGH
PERFORMANCE HINGE
(p410)



VDL7855/60
BATHROOM
DIN LOCK
(p354)



ZAS88

Door stop - Floor mounted - Round collared dome top

PRODUCT CODES

- ZAS88SS

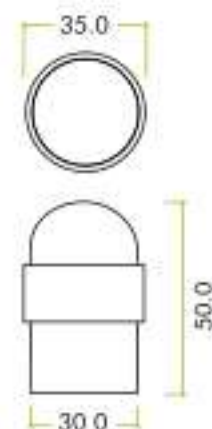
KEY FEATURES

- 35mm dia.
- 30 x 50mm

FINISHES



TECHNICAL



ZAS89

Door stop - Floor mounted - Cone

PRODUCT CODES

- ZAS89SS

KEY FEATURES

- 38mm dia. base
- 25mm high

FINISHES



TECHNICAL



ZAS84

Door stop - Floor mounted (Heavy duty)

PRODUCT CODES

- ZAS84SS

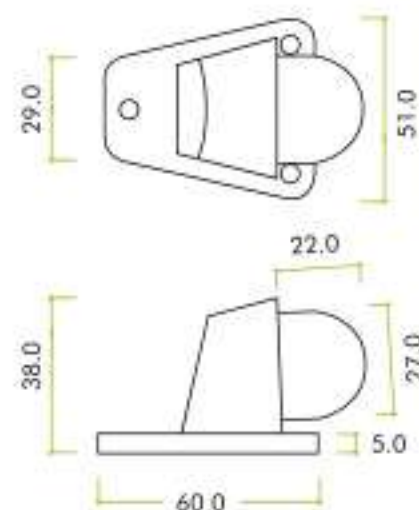
KEY FEATURES

- Heavy duty
- Excellent for commercial use
- Three fixing points
- Supplied with rawl plugs and fixings

FINISHES



TECHNICAL



RELATED PRODUCTS



ZAS3455
STAINLESS STEEL
"PULL" PLATE
(p090)



ZAS30
STAINLESS STEEL
"PUSH" FINGER PLATES
(p090)



ZAS32R
STAINLESS STEEL
FINGER PLATES
(p091)



ZSS SIGNAGE
STAINLESS STEEL
SYMBOL SIGNAGE
(p106-107)



ZAS91

Door stop – Anchored (Heavy duty)

PRODUCT CODES

- ZAS91SS

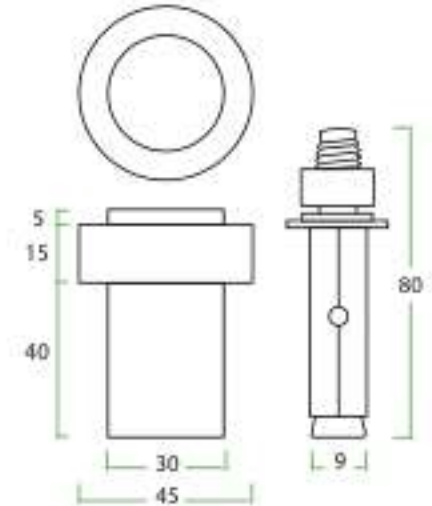
KEY FEATURES

- Heavy duty
- Round collared flat top

FINISHES



TECHNICAL



ZAS07

Door stop – Cylinder with rose

PRODUCT CODES

- ZAS07SS
- ZAS07PS
- ZAS07-PCB
- ZAS07-PVDGH
- ZAS07-PVDSB
- ZAS07-PVDBZ

KEY FEATURES

- 70mm cylinder
- Concealed fix

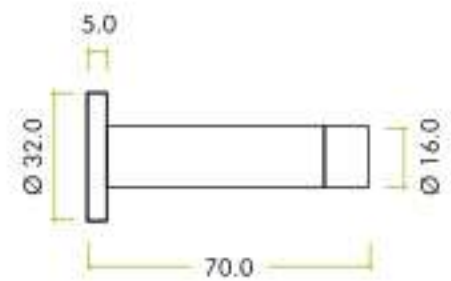
FINISHES



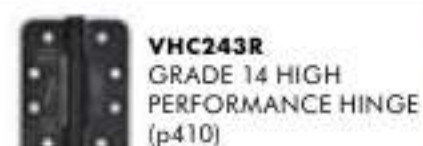

STANDARDS



TECHNICAL



RELATED PRODUCTS





ZAS08BPS

ZAS08B

Door stop – Cylinder without rose

PRODUCT CODES

- ZAS08BSS
- ZAS08BPS

KEY FEATURES

- 75mm cylinder
- Concealed fix


FINISHES



STANDARDS



TECHNICAL



ZAS11

Door stop – Cylinder without rose

PRODUCT CODES

- ZAS11SS

KEY FEATURES

- 70mm cylinder
- 30mm diameter
- Concealed fix

FINISHES



TECHNICAL



ZAS12SQP

ZAS12SQ

Door stop – Square cylinder without rose

PRODUCT CODES

- ZAS12SQS
- ZAS12SQP

KEY FEATURES

- 65mm cylinder
- 20mm square end
- Concealed fix


FINISHES



STANDARDS



TECHNICAL



RELATED PRODUCTS



VHP243
GRADE 11 BALL
BEARING HINGE
(p408)



ZH55243R
GRADE 13 BALL
BEARING HINGE
(p414)



ZTLKA
TUBULAR
LATCHES
(p400)



ZDL7255/60
EURO SASH
DIN LOCK
(p361)



ZUK564EP
EURO
SASH LOCK
(p376)



ZAS10

Flush pull - Rectangular

PRODUCT CODES

- ZAS10SS

KEY FEATURES

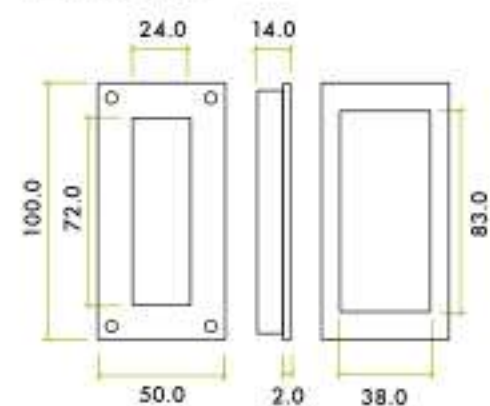
- 50 x 100mm
- 14mm deep

FINISHES



SATIN
STAINLESS

TECHNICAL



ZAS41

Flush pull - Half moon

PRODUCT CODES

- ZAS41SS

KEY FEATURES

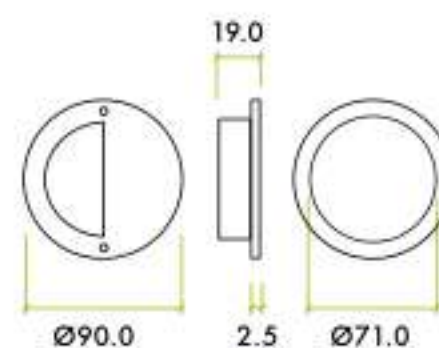
- 90mm dia.
- 19mm deep

FINISHES



SATIN
STAINLESS

TECHNICAL



RELATED PRODUCTS



VHP243R
GRADE 11 BALL
BEARING HINGE
(p410)



ZHSS243R
GRADE 13 BALL
BEARING HINGE
(p414)



ZTLKA
TUBULAR
LATCHES
(p400)



ZDL7255/60
EURO SASH
DIN LOCK
(p361)



ZUKS64EP
EURO
SASH LOCK
(p376)



ZAS40ASS



ZAS40BSS



ZAS40CSS

ZAS40

Flush pull – Square

PRODUCT CODES

- ZAS40ASS
30 x 30mm
- ZAS40BSS
40 x 40mm
- ZAS40CSS
50 x 50mm

KEY FEATURES

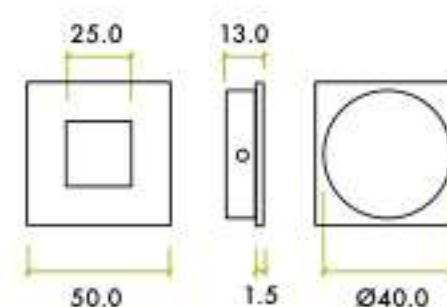
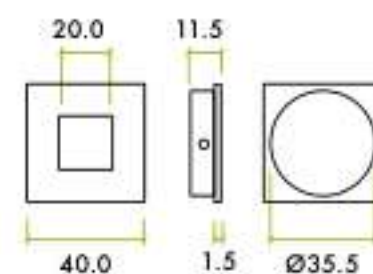
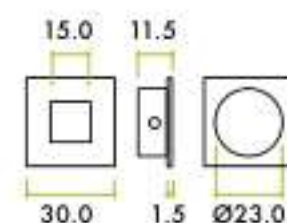
- 30 x 30mm
- 40 x 40mm
- 50 x 50mm

FINISHES



SATIN
STAINLESS

TECHNICAL



RING PULLS

Rectangular



ZAS42SS



ZAS43SS

PRODUCT CODES

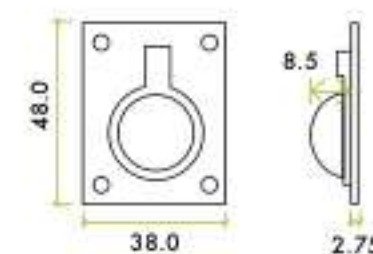
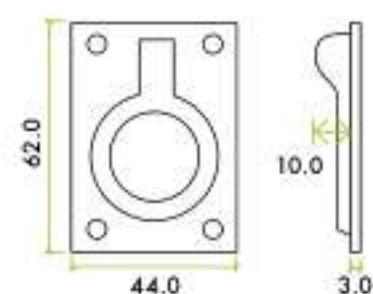
- ZAS42SS
44 x 62mm
- ZAS43SS
38 x 48mm

FINISHES



SATIN
STAINLESS

TECHNICAL



RELATED PRODUCTS



FB81
SLIDING DOOR
LOCK SET
(p138)



FB90
RECTANGULAR
FLUSH PULL
(p138)



ZAS41
FLUSH PULL
HALF MOON
(p084)



ZAS42/43
RECTANGULAR
RING PULLS
(p085)



ZAS16/17/18/19/20
CYLINDER LATCH PULLS – EURO,
OVAL, RIM, BLANK, STANDARD
(p086)



ZAS CYLINDER LATCH PULLS

Euro / Oval / Rim / Blank / Standard



ZAS16-ETB



ZAS17SS



ZAS18SS



ZAS19-TRG



ZAS20-FSB

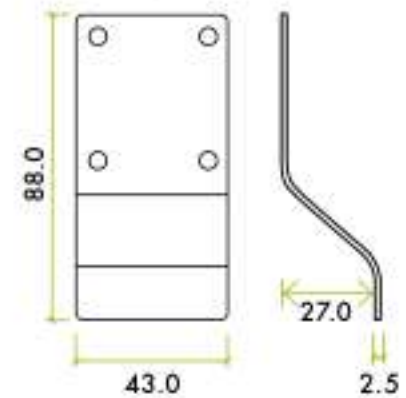
PRODUCT CODES

- ZAS16SS
- ZAS16-PCB
- ZAS16-PVDSB
- ZAS16-PVDBZ
- ZAS16-PCW
- ZAS16-FSB
- ZAS16-TRG
- ZAS16-ETB
Euro profile
- ZAS17SS
Oval profile
- ZAS18SS
Rim profile
- ZAS19SS
- ZAS19-PCB
- ZAS19-PVDSB
- ZAS19-PVDBZ
- ZAS19-PCW
- ZAS19-FSB
- ZAS19-TRG
- ZAS19-ETB
Blank profile
- ZAS20SS
- ZAS20-PCB
- ZAS20-PVDSB
- ZAS20-PVDBZ
- ZAS20-PCW
- ZAS20-FSB
- ZAS20-TRG
- ZAS20-ETB
Standard profile

STANDARDS



TECHNICAL



KEY FEATURES

- 43 x 88mm

FINISHES



RELATED PRODUCTS



FB81
SLIDING DOOR
LOCK SET
(p138)



V5EP40S - 70S
EURO SINGLE
CYLINDER
(p428)



V5EP60CT - 100CT
EURO CYLINDER
& TURN
(p432)



V5OP60D/70D/80D
OVAL DOUBLE
CYLINDER
(p440)



ZAS26

Square standard profile escutcheon

PRODUCT CODES

- ZAS26SS

KEY FEATURES

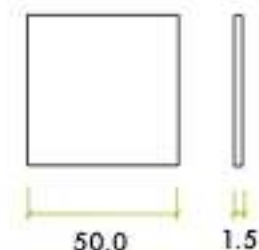
- 50mm x 50mm

FINISHES



SATIN
STAINLESS

TECHNICAL



ZAS008

Security escutcheon

PRODUCT CODES

- ZAS008SS

KEY FEATURES

- Hardened steel
- 52mm rose dia.

STANDARDS

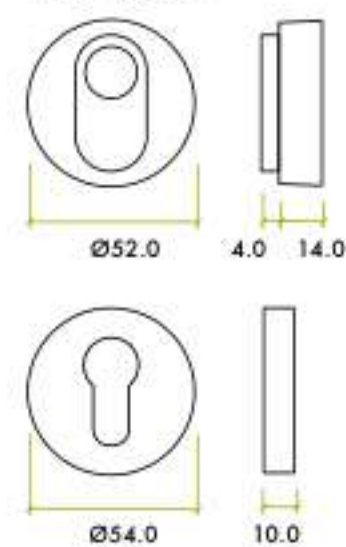


FINISHES



SATIN
STAINLESS

TECHNICAL



The ZAS008SS Security Escutcheon has successfully passed all the relevant clauses tested in accordance to BS EN 1303:2005 security Grade 2 with the Vier range of cylinders.



RELATED PRODUCTS



V10EP42S - 555
EURO SINGLE
CYLINDER
(p428)



V10EP64D - 100D
EURO DOUBLE
CYLINDER
(p429)



ZDL7255/60
EURO SASH
DIN LOCK
(p361)



ZH55243R
GRADE 13 BALL
BEARING HINGE
(p414)



ZAS21CP

ZAS21

Hush latch

PRODUCT CODES

- ZAS21EB
- ZAS21CP
- ZAS21PCW

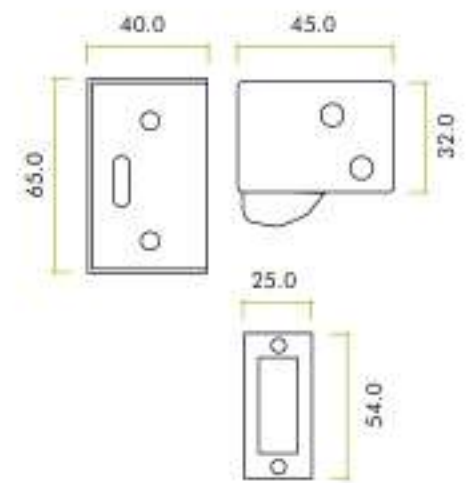
KEY FEATURES

- 65 x 40mm

FINISHES



TECHNICAL



ZAS25

Toilet door indicator

PRODUCT CODES

- ZAS25SS

KEY FEATURES

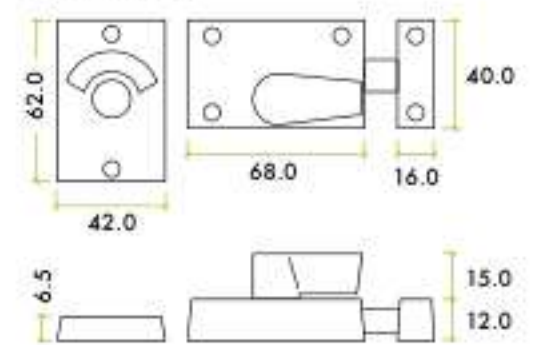
- Indicator 40 x 60mm
- Lock 65 x 40mm

FINISHES



SATIN STAINLESS

TECHNICAL



ZAS51

Taylor spindle

PRODUCT CODES

- ZAS51SS

KEY FEATURES

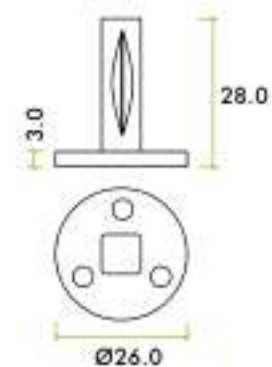
- 26 x 28mm
- Three fixing points
- Used to fix a mortice handle or knob in position

FINISHES



SATIN STAINLESS

TECHNICAL



RELATED PRODUCTS



ZUKH127 / ZUKH152
HORIZONTAL LATCH
(p381)



ZUKH3127 / ZUKH3152
3 LEVER HORIZONTAL LOCK
(p382)



ZTLKA
TUBULAR LATCH
(p400)



ZH55243R
GRADE 13 BALL BEARING HINGE
(p414)



ZAS37

Letter plate

PRODUCT CODES

- ZAS37SS

KEY FEATURES


- 340 x 76mm
- Aperture – 278 x 45mm
- Bolt through 312mm c/c

FINISHES



SATIN
STAINLESS

TECHNICAL



ZAS38

Letter tidy

PRODUCT CODES

- ZAS38SS

KEY FEATURES


- 345 x 75mm

FINISHES



SATIN
STAINLESS

TECHNICAL



RELATED PRODUCTS



ZAS3455
STAINLESS STEEL
"PULL" PLATE
(p090)




ZAS30
STAINLESS STEEL
"PUSH" FINGER PLATES
(p090)



ZAS32R
STAINLESS STEEL
FINGER PLATES
(p091)



ZSS SIGNAGE
STAINLESS STEEL
SYMBOL SIGNAGE
(p106-107)



ZAS33SS



ZAS34SS

ZAS "PUSH" & "PULL" PLATES

PRODUCT CODES

- ZAS33SS
75 x 30mm
"PUSH" engraved
- ZAS34SS
75 x 30mm
"PULL" engraved

KEY FEATURES

- 345 x 75mm


FINISHES

PUSH
SATIN
STAINLESS

STANDARDS



TECHNICAL



ZAS30RASS

ZAS "PUSH" FINGER PLATES

PRODUCT CODES

- ZAS30RASS
75 x 300mm
- ZAS30RBSS
75 x 350mm
- ZAS30RCSS
75 x 475mm
- ZAS30RDSS
75 x 650mm

KEY FEATURES

- 75mm wide
- Available in four lengths
300 / 350 / 475 / 650mm

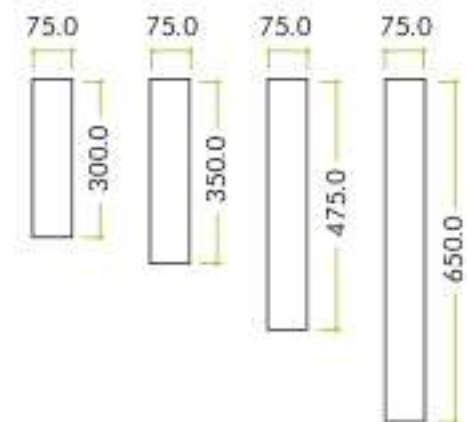
FINISHES

PUSH
SATIN
STAINLESS

STANDARDS



TECHNICAL



RELATED PRODUCTS



ZCS D PULL HANDLES
"D" PULL HANDLES - SS304
19MM & 22MM TUBULAR
(p052)



ZDL7255/60
EURO SASH
DIN LOCK
(p361)



ZHS243R
GRADE 13 BALL
BEARING HINGE
(p414)



ZSS SIGNAGE
STAINLESS STEEL
SYMBOL SIGNAGE
(p106-107)



ZAS FINGER PLATES



ZAS32RB-PVDSB



ZAS32RB-PVDBZ



ZAS32RB-PCB

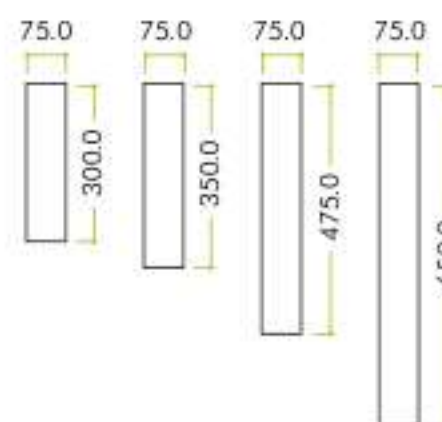
PRODUCT CODES

- ZAS32RASS
- ZAS32RAPS
75 x 300mm
- ZAS32RBSS
- ZAS32RBPS
- ZAS32RB-PCB
- ZAS32RB-PCW
- ZAS32RB-PVDBZ
- ZAS32RB-PVDSB
75 x 350mm
- ZAS32RCSS
- ZAS32RCPS
- ZAS32RC-PCB
- ZAS32RC-PCW
- ZAS32RC-PVDBZ
- ZAS32RC-PVDSB
75 x 475mm
- ZAS32RDSS
- ZAS32RDPS
75 x 650mm

STANDARDS



TECHNICAL



KEY FEATURES

- 75mm wide
- Available in four lengths
300 / 350 / 475 / 650mm

FINISHES



RELATED PRODUCTS





ZAS70

Double robe hook

PRODUCT CODES

- ZAS70SS

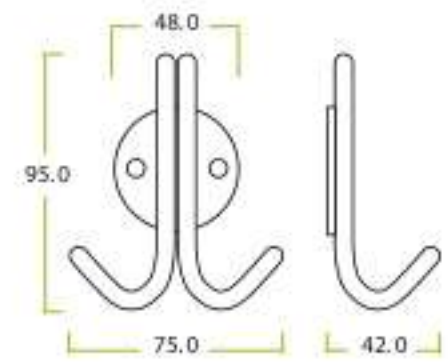
KEY FEATURES

- Double hook
- Face fix

FINISHES



TECHNICAL



ZAS71

Double hat & coat hook

PRODUCT CODES

- ZAS71SS

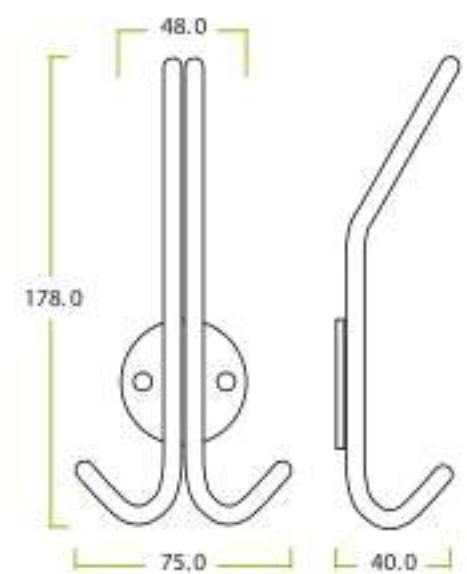
KEY FEATURES

- Treble hook
- Face fix

FINISHES



TECHNICAL



RELATED PRODUCTS



ZAS74
CIRCULAR SINGLE
ROBE HOOK
(p095)



ZAS75
WALL MOUNTED
HOOK WITH ROSE
(p096)



ZAS76
WALL MOUNTED
HOOK WITHOUT ROSE
(p096)



ZAS77
HAT & COAT HOOK
WITH RUBBER
(p095)



ZAS72

Single coat hook

PRODUCT CODES

- ZAS72SS

KEY FEATURES

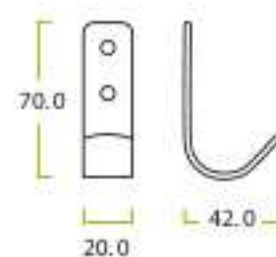
- Single hook
- 20 x 70mm
- Face fix
- 3mm thick

FINISHES



SATIN
STAINLESS

TECHNICAL



ZAS73

Hat & coat hook

PRODUCT CODES

- ZAS73SS

KEY FEATURES

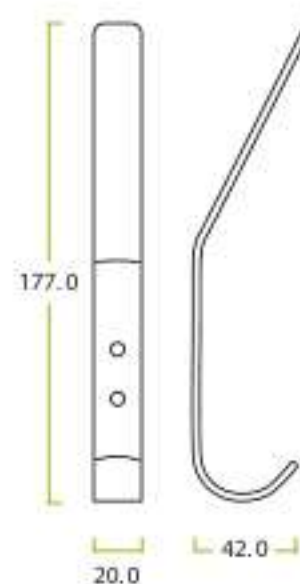
- Double hook
- 20 x 177mm
- Face fix
- 3mm thick

FINISHES



SATIN
STAINLESS

TECHNICAL



RELATED PRODUCTS



ZAS72HD
HEAVY DUTY
SINGLE COAT HOOK
(p094)



ZAS73HD
HEAVY DUTY
HAT & COAT HOOK
(p094)



ZAS06B
FLOOR MOUNTED
DOOR STOP
(p078)



ZAS07
CYLINDER
DOOR STOP
(p082)



ZAS72HD

Single coat hook (Heavy duty)

PRODUCT CODES

- ZAS72HDSS

KEY FEATURES

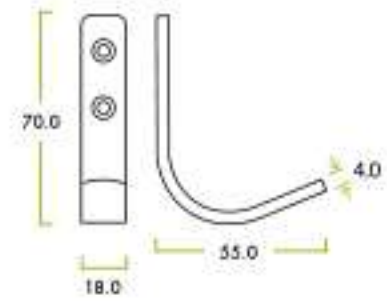
- Single hook
- 18 x 70mm
- Face fix
- Heavy duty 5mm thick

FINISHES



SATIN
STAINLESS

TECHNICAL



ZAS73HD

Hat & coat hook (Heavy duty)

PRODUCT CODES

- ZAS73HDSS

KEY FEATURES

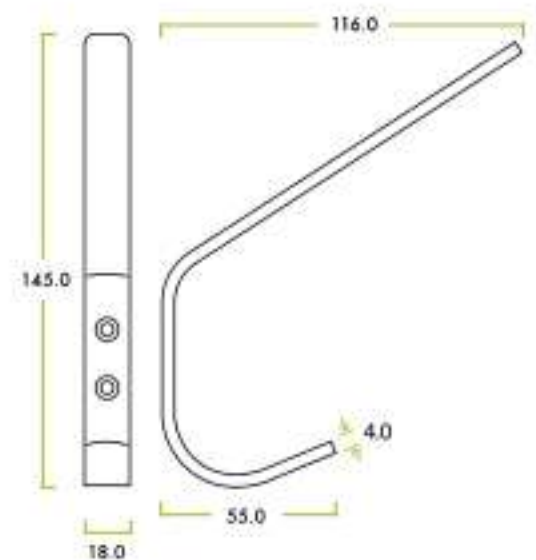
- Double hook
- 18 x 145mm
- Face fix
- Heavy duty 5mm thick

FINISHES



SATIN
STAINLESS

TECHNICAL



RELATED PRODUCTS



ZAS72
SINGLE COAT
HOOK
(p093)



ZAS73
HAT & COAT
HOOK
(p093)



ZAS70
DOUBLE
ROBE HOOK
(p092)



ZAS71
DOUBLE HAT
& COAT HOOK
(p092)



ZAS74

Circular single robe hook

PRODUCT CODES

- ZAS74SS

KEY FEATURES

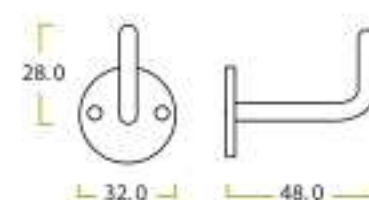
- Single hook
- Face fix

FINISHES



SATIN
STAINLESS

TECHNICAL



ZAS77

Hat & coat hook with rubber

PRODUCT CODES

- ZAS77SS

KEY FEATURES

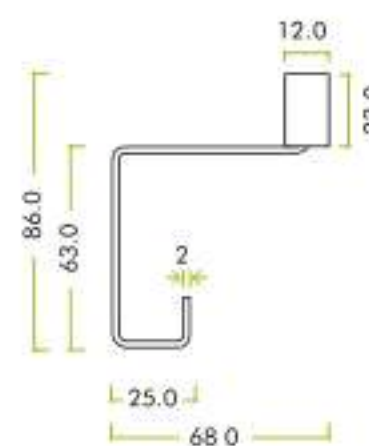
- Hat & coat hook
- Comes with rubber buffer
- Face-fix

FINISHES



SATIN
STAINLESS

TECHNICAL



RELATED PRODUCTS



ZAS75
WALL MOUNTED
HOOK WITH ROSE
(p096)



ZAS06B
FLOOR MOUNTED
DOOR STOP
(p078)



ZAS07
CYLINDER
DOOR STOP
(p082)



ZSS SIGNAGE
STAINLESS STEEL
SYMBOL SIGNAGE
(p106-107)



ZAS75-FSB



ZAS75-ETB



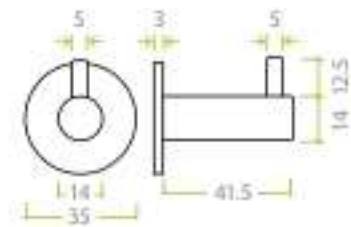
ZAS75

Wall mounted hook with rose

PRODUCT CODES

- ZAS75SS
- ZAS75-PCB
- ZAS75-PVDSB
- ZAS75-PVDBZ
- ZAS75-PCW
- ZAS75-FSB
- ZAS75-TRG
- ZAS75-ETB

TECHNICAL



KEY FEATURES

- Single hook
- Concealed fix

FINISHES



ZAS76-PCB



ZAS76-TRG



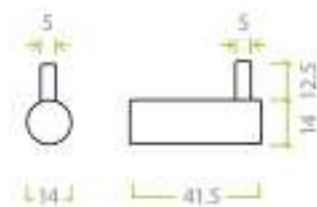
ZAS76

Wall mounted hook without rose

PRODUCT CODES

- ZAS76SS
- ZAS76-PCB
- ZAS76-PVDSB
- ZAS76-PVDBZ
- ZAS76-PCW
- ZAS76-FSB
- ZAS76-TRG
- ZAS76-ETB

TECHNICAL



KEY FEATURES

- Single hook

FINISHES



RELATED PRODUCTS



ZAS77
HAT & COAT HOOK
WITH RUBBER
(p095)



ZAS06B
FLOOR MOUNTED
DOOR STOP
(p078)



ZAS07
CYLINDER
DOOR STOP
(p082)



ZSS SIGNAGE
STAINLESS STEEL
SYMBOL SIGNAGE
(p106-107)

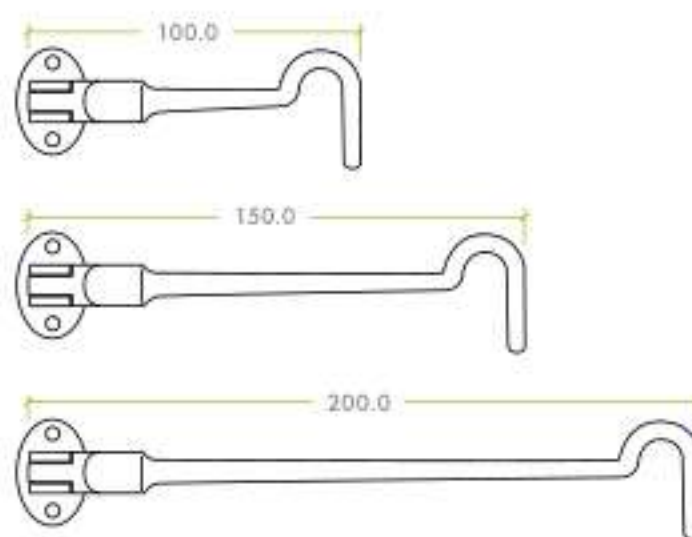
ZAS CABIN HOOKS

Cabin hooks

PRODUCT CODES

- ZAS61SS
100mm
- ZAS62SS
150mm
- ZAS63SS
200mm

FINISHES



ZAS61SS



ZAS62SS



ZAS63SS



RELATED PRODUCTS



ZAS06B
FLOOR MOUNTED
DOOR STOP
(p078)



ZAS07
CYLINDER
DOOR STOP
(p082)



ZSS SIGNAGE
STAINLESS STEEL
SYMBOL SIGNAGE
(p106-107)



ZAB CABIN HOOKS
SOLID BRASS
CABIN HOOKS
(p172)

ZAS BARREL BOLTS

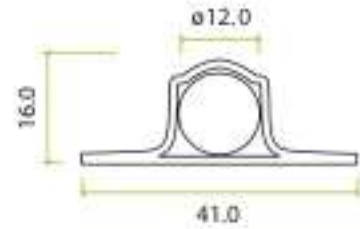
PRODUCT CODES

- ZAS01ASS
150mm / 6"
- ZAS01BSS
200mm / 8"
- ZAS01CSS
305mm / 12"
- ZAS01DSS
457mm / 18"
- ZAS01ESS
609mm / 24"
- ZAS01FSS
914mm / 36"

KEY FEATURES

- Three keep & screws
- 41mm wide
- 12mm dia. bolt
- 23mm bolt throw

TECHNICAL



FINISHES



SATIN
STAINLESS



ZAS01ASS



ZAS01BSS



ZAS01CSS



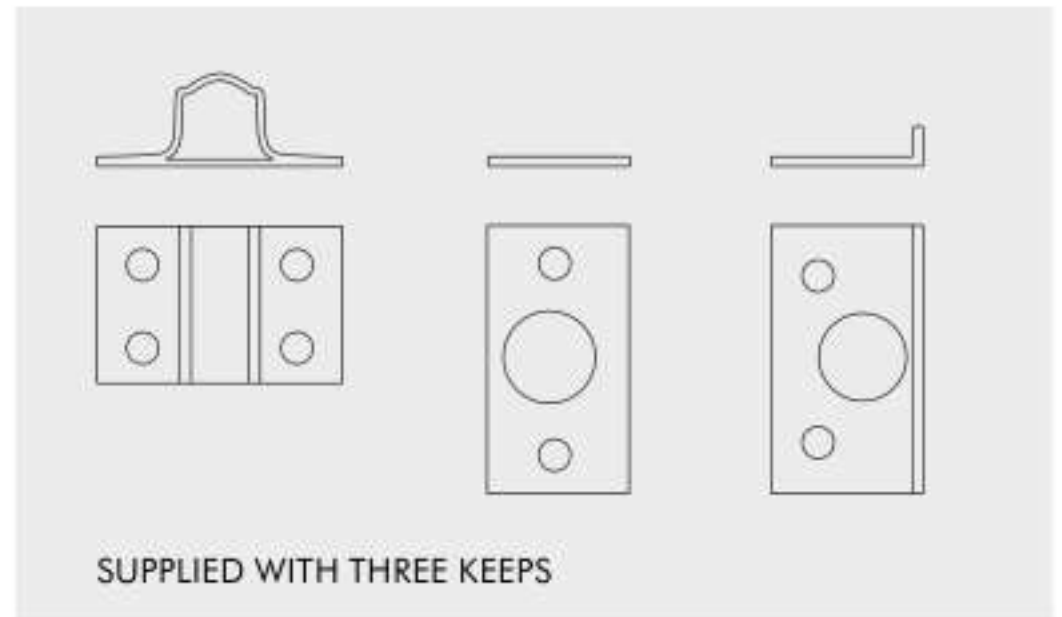
ZAS01DSS



ZAS01ESS



ZAS01FSS



RELATED PRODUCTS



FB55/56/57/58
BARREL BOLTS - 30MM
(p139)



FB60/61/62/63/64/65
BARREL BOLTS - 38MM
(p140-141)



FB75/76/77/78/79
BARREL BOLTS - 50MM
(p142-143)



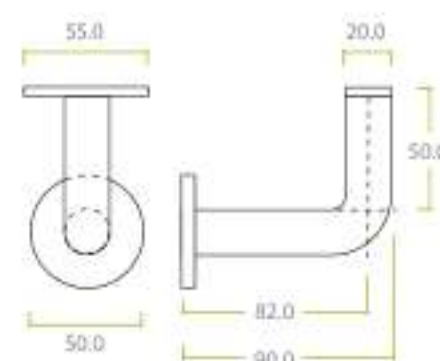
ZAS45

Handrail bracket (concealed)

PRODUCT CODES

- ZAS45SS
- ZAS45-PCB
- ZAS45-PVDSB
- ZAS45-PVDBZ
- ZAS45-PCW
- ZAS45-FSB
- ZAS45-TRG
- ZAS45-ETB

TECHNICAL



KEY FEATURES

- Concealed fix rose
- 50mm dia. rose
- 82mm centre line projection
- Fixings included

FINISHES



ZAS45-FSB



ZAS45-PCB



ZAS45SS

RELATED PRODUCTS



ZSN NUMERALS
STAINLESS STEEL
DOOR SIGNAGE
(p102-103)



ZSN LETTERS
STAINLESS STEEL
DOOR SIGNAGE
(p104-105)



ZAS16/17/18/19/20
STAINLESS STEEL
CYLINDER LATCH PULLS
(p086)



ZAS37
STAINLESS STEEL
LETTER PLATE
(p089)



Made from Grade 201 stainless steel for its durability qualities, and available in both satin and polished stainless steel finishes.



The ZSN numerals and ZSS signage both come with two fixing points for secure fastening.



Certified for 30/60 minute fire doors.

ZSS

Stainless steel accessories

A range of Grade 201 stainless steel door signage from numerals and letters to facility and fire exit signs. For use with any of the stainless steel product ranges.



ZSN NUMERALS
50mm - Satin stainless p102



ZSN NUMERALS
75mm - Satin stainless p102



ZSN NUMERALS
102mm - Satin stainless p102



ZSN NUMERALS
50mm - Polished stainless p103



ZSN NUMERALS
75mm - Polished stainless p103



ZSN LETTERS
75mm - Satin stainless p104



ZSN LETTERS
102mm - Satin stainless p104



ZSN LETTERS
75mm - Polished stainless p105



ZSS01/02/03/04/07/08
Facility signage p106



ZSS09/10/11/12/13
Fire door signage p107



ZSN00PS – 50mm



ZSN00APS – 75mm



ZSN00BSS – 102mm



ZSN NUMERALS

Satin stainless

PRODUCT CODES

- | | | |
|-----------|------------|------------|
| • ZSN00SS | • ZSN00ASS | • ZSN00BSS |
| • ZSN01SS | • ZSN01ASS | • ZSN01BSS |
| • ZSN02SS | • ZSN02ASS | • ZSN02BSS |
| • ZSN03SS | • ZSN03ASS | • ZSN03BSS |
| • ZSN04SS | • ZSN04ASS | • ZSN04BSS |
| • ZSN05SS | • ZSN05ASS | • ZSN05BSS |
| • ZSN06SS | • ZSN06ASS | • ZSN06BSS |
| • ZSN07SS | • ZSN07ASS | • ZSN07BSS |
| • ZSN08SS | • ZSN08ASS | • ZSN08BSS |

50mm
numerals

75mm
numerals

102mm
numerals

KEY FEATURES

- Grade 201 stainless steel
- Old Helvetica Bold typeface

STANDARDS



FINISHES



SATIN
STAINLESS



ZSN00PS – 50mm



ZSN00APS – 75mm



ZSN NUMERALS

Polished stainless

PRODUCT CODES

- | | |
|-----------|------------|
| • ZSN00PS | • ZSN00APS |
| • ZSN01PS | • ZSN01APS |
| • ZSN02PS | • ZSN02APS |
| • ZSN03PS | • ZSN03APS |
| • ZSN04PS | • ZSN04APS |
| • ZSN05PS | • ZSN05APS |
| • ZSN06PS | • ZSN06APS |
| • ZSN07PS | • ZSN07APS |
| • ZSN08PS | • ZSN08APS |

50mm
numerals

75mm
numerals

KEY FEATURES

- Grade 201 stainless steel
- Old Helvetica Bold typeface

STANDARDS



FINISHES



POLISHED
STAINLESS



ZSNASS75 - 75mm

ZSNASS - 102mm



ZSN LETTERS

PRODUCT CODES

- | | |
|------------|----------|
| • ZSNASS75 | • ZSNASS |
| • ZSNBSS75 | • ZSNBSS |
| • ZSNCSS75 | • ZSNCSS |
| • ZSNDSS75 | • ZSNDSS |
| • ZSNESS75 | • ZSNESS |
| • ZSNFSS75 | • ZSNFSS |
| • ZSNGSS75 | • ZSNGSS |
- 75mm letters 102mm letters

KEY FEATURES

- Grade 201 stainless steel
- Old Helvetica Bold typeface

STANDARDS



FINISHES



SATIN
STAINLESS



ZSNASS75 – 75mm



ZSN LETTERS

PRODUCT CODES

- ZSNAPS75
 - ZSNBPS75
 - ZSNCPS75
 - ZSNDPS75
 - ZSNEPS75
 - ZSNFPS75
 - ZSNGPS75
- 75mm letters

KEY FEATURES

- Grade 201 stainless steel
- Old Helvetica Bold typeface

STANDARDS



FINISHES



POLISHED
STAINLESS



ZSS03PS



ZSS07-PVDSB



ZSS01SS



ZSS02PS



ZSS03SS



ZSS04SS



ZSS07SS



ZSS08SS

ZSS FACILITY SIGNAGE

PRODUCT CODES

- ZSS01SS
 - ZSS01PS
 - ZSS01-PCB
 - ZSS01-PVDSB
 - ZSS01-PVDBZ
 - ZSS01-PCW
- Male sex symbol

- ZSS02SS
 - ZSS02PS
 - ZSS02-PCB
 - ZSS02-PVDSB
 - ZSS02-PVDBZ
 - ZSS02-PCW
- Female sex symbol

- ZSS03SS
 - ZSS03PS
 - ZSS03-PCB
 - ZSS03-PVDSB
 - ZSS03-PVDBZ
 - ZSS03-PCW
- Unisex sex symbol

- ZSS04SS
 - ZSS04PS
 - ZSS04-PCB
 - ZSS04-PVDSB
 - ZSS04-PVDBZ
 - ZSS04-PCW
- Shower symbol

- ZSS07SS
 - ZSS07PS
 - ZSS07-PCB
 - ZSS07-PVDSB
 - ZSS07-PVDBZ
 - ZSS07-PCW
- Disabled facilities symbol

- ZSS08SS
 - ZSS08PS
 - ZSS08-PCB
 - ZSS08-PVDSB
 - ZSS08-PVDBZ
 - ZSS08-PCW
- Baby change symbol

KEY FEATURES

- Grade 201 stainless steel
- 76mm dia.

STANDARDS



FINISHES





ZSS09-PCB



ZSS11-PCW



ZSS09SS



ZSS10SS



ZSS11-PCB



ZSS12-PVDSB



ZSS13-PVDBZ

ZSS FIRE DOOR SIGNAGE

PRODUCT CODES

- ZSS09SS
 - ZSS09PS
 - ZSS09-PCB
 - ZSS09-PVDSB
 - ZSS09-PVDBZ
 - ZSS09-PCW
- "Fire door keep shut"

- ZSS10SS
 - ZSS10PS
 - ZSS10-PCB
 - ZSS10-PVDSB
 - ZSS10-PVDBZ
 - ZSS10-PCW
- "Fire door keep locked"

- ZSS11SS
 - ZSS11PS
 - ZSS11-PCB
 - ZSS11-PVDSB
 - ZSS11-PVDBZ
 - ZSS11-PCW
- "Fire door keep clear"

- ZSS12SS
 - ZSS12PS
 - ZSS12-PCB
 - ZSS12-PVDSB
 - ZSS12-PVDBZ
 - ZSS12-PCW
- "Automatic fire door keep clear"

- ZSS13SS
 - ZSS13PS
 - ZSS13-PCB
 - ZSS13-PVDSB
 - ZSS13-PVDBZ
 - ZSS13-PCW
- "Fire door keep locked shut"

KEY FEATURES

- Grade 201 stainless steel
- 76mm dia.

STANDARDS



FINISHES





Made from the finest quality brass with a high level of technical detail and manufacturing.



A full range of traditional hand-crafted brassware products ideal for period and contemporary properties alike.

The Fulton & Bray range delivers classic designs with the aesthetics of traditional hand-crafted products, with a high level of technical detail and manufacturing.



FB200
 Oval mortice knob p112



FB201
 Mushroom mortice knob p112



FB202
 Ball mortice knob p112



FB304
 Porcelain mortice knob p113



FB305
 Concealed fix knob p114



FB306
 Ringed mortice knob p114



FB307
 Flower mortice knob p114



FB500
 Oval mortice knob p115



FB501
 Mushroom mortice knob p115



FB502
 Ball mortice knob p115



FB503
 Extended oval knob p116



FB504
 Oval stepped knob p116



FB507
 Queen Anne knob p116



FB300
 Glass ball mortice knob p117



FB301
 Facetted glass ball knob p117



FB302
 Facetted glass ball knob p118



FB400
 Glass ball mortice knob p118



FB401
 Facetted glass ball knob p118



FB18/FB51/FB52
 Lock escutcheons p119



FB10/FB11/FB26
 Lock escutcheons p120



FB40
Rack bolt turn p121



FB42 / FB54
WC turn & release p122



FBDAT010
Tivoli lever p123



FBDAT020
Savona lever p123



FBDAT030
Imola lever p124



FBDAT050
Salerno lever p124



FB030
RTD lever p125



FB070
Vittoria lever p125



FB001/002
Escutcheons p126



FB004
Turn & release p126



FB011/11EP/12/13
Oxford lever on backplate p127



FB021/21EP/22/23
Arundel lever on backplate p127



FB031/31EP/32/33
Arundel lever on backplate p128



FB041/41EP/42/43
Lincoln lever on backplate p129



FB051/51EP/52/53
Winchester lever on b'plate p129



FB106 / FB107
Pull handle & fingerplate p131



FB112A / FB122A
Pull handle & fingerplate p132











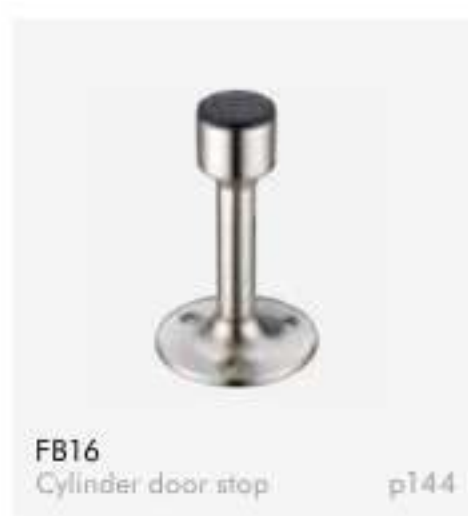



FB112B / FB122B
Pull handle & fingerplate p133



FB114 / FB115
Pull handle & fingerplate p134



FB118 / FB119
Pull handle & fingerplate p135





FB200

FB200

Oval mortice knob (unsprung)

PRODUCT CODES

- FB200
- FB200CP
- FB200SC

KEY FEATURES

- 58.5 x 36.5mm knob
- 62.5mm rose dia.
- 75mm projection
- Grub screw spindle fixing
- FB51, FB52 & FB54 to suit

STANDARDS



FINISHES



POLISHED
BRASS



POLISHED
CHROME



SATIN
CHROME



FB201RSC

FB201

Mushroom mortice knob (unsprung)

PRODUCT CODES

- FB201
- FB201CP
- FB201SC

KEY FEATURES

- 57.5mm knob dia.
- 62.5mm rose dia.
- 68mm projection
- Grub screw spindle fixing
- FB51, FB52 & FB54 to suit

STANDARDS



FINISHES



POLISHED
BRASS



POLISHED
CHROME



SATIN
CHROME



FB202CP

FB202

Ball mortice knob (unsprung)

PRODUCT CODES

- FB202
- FB202CP
- FB202SC

KEY FEATURES

- 50mm knob dia.
- 62.5mm rose dia.
- 82mm projection
- Grub screw spindle fixing
- FB51, FB52 & FB54 to suit

STANDARDS



FINISHES



POLISHED
BRASS



POLISHED
CHROME



SATIN
CHROME

RELATED PRODUCTS



FB51
EURO PROFILE
ESCUTCHEON
(p119)



FB52
STANDARD PROFILE
ESCUTCHEON
(p119)



ZTLKA
TUBULAR
LATCH
(p400)



FB54
WC TURN & RELEASE
(p122)



FB304ICFB

PORCELAIN

BY

FULTON & BRAY

Built on our classic 70mm polished chrome and florentine bronze roses, our porcelain mortice knobs sit perfectly in modern and period homes alike. We have 3 variants of finish available including ivory crackle, grey crackle and plain white.



FB304GCCP

FB304

Porcelain mortice knob (unsprung)

PRODUCT CODES

- FB304ICFB
- FB304GCCP
- FB304PWCP

KEY FEATURES

- 62mm knob dia.
- 70mm rose dia.
- 68mm projection
- Grub screw spindle fixing
- FB18 & FB42 to suit

FINISHES



FB304PWCP

RELATED PRODUCTS



FB18CP
STANDARD PROFILE
ESCUTCHEON
(p119)



FB18FB
STANDARD PROFILE
ESCUTCHEON
(p119)



ZTLKA
TUBULAR
LATCH
(p400)



FB42
WC TURN
& RELEASE
(p122)



FB305

FB305

Concealed fix mortice knob (unsprung)

PRODUCT CODES

- FB305
- FB305CP
- FB305SC
- FB305FB

KEY FEATURES

- 55mm knob dia.
- 70mm rose dia.
- 62mm projection
- Grub screw spindle fixing
- FB18 & FB42 to suit

FINISHES



POLISHED BRASS

POLISHED CHROME

SATIN CHROME

FLORENTINE BRONZE



FB306CP

FB306

Ringed mortice knob (unsprung)

PRODUCT CODES

- FB306
- FB306CP
- FB306SC
- FB306FB

KEY FEATURES

- 50mm knob dia.
- 70mm rose dia.
- 82mm projection
- Solid construction
- Grub screw spindle fixing
- FB18 & FB42 to suit

FINISHES



POLISHED BRASS

POLISHED CHROME

SATIN CHROME

FLORENTINE BRONZE



FB307FB

FB307

Flower mortice knob (unsprung)

PRODUCT CODES

- FB307
- FB307CP
- FB307SC
- FB307FB

KEY FEATURES

- 57.5mm knob dia.
- 70mm rose dia.
- 74mm projection
- Grub screw spindle fixing
- FB18 & FB42 to suit

FINISHES



POLISHED BRASS

POLISHED CHROME

SATIN CHROME

FLORENTINE BRONZE

RELATED PRODUCTS



FB18
STANDARD PROFILE
ESCUTCHEON
(p119)



FB42
WC TURN
& RELEASE
(p122)



FB500SC

FB500

Oval mortice knob (unsprung)

PRODUCT CODES

- FB500
- FB500CP
- FB500SC
- FB500PVDN
- FB500SN

KEY FEATURES

- 58 x 41mm knob
- 60mm rose dia.
- 70mm projection
- Grub screw spindle fixing
- FB51, FB52 & FB54 to suit

FINISHES



FB501

FB501

Mushroom mortice knob (unsprung)

PRODUCT CODES

- FB501
- FB501CP
- FB501SC

KEY FEATURES

- 51.5mm knob dia.
- 60mm rose dia.
- 65mm projection
- Grub screw spindle fixing
- FB51, FB52 & FB54 to suit

FINISHES



FB502CP

FB502

Ball mortice knob (unsprung)

PRODUCT CODES

- FB502
- FB502CP
- FB502SC
- FB502SN

KEY FEATURES

- 45mm knob dia.
- 60mm rose dia.
- 79mm projection
- Grub screw spindle fixing
- FB51, FB52 & FB54 to suit

FINISHES



RELATED PRODUCTS



FB51
EURO PROFILE
ESCUTCHEON
(p119)



FB52
STANDARD PROFILE
ESCUTCHEON
(p119)



ZTLKA
TUBULAR
LATCH
(p400)



FB54
WC TURN
& RELEASE
(p122)



FB503

FB503

Extended oval mortice knob (unsprung)

PRODUCT CODES

- FB503
- FB503CP
- FB503SC

KEY FEATURES

- 74 x 25mm knob
- 60mm rose dia.
- 68mm projection
- Grub screw spindle fixing
- FB51, FB52 & FB54 to suit

FINISHES



POLISHED BRASS

POLISHED CHROME

SATIN CHROME



FB504CP

FB504

Oval stepped mortice knob (unsprung)

PRODUCT CODES

- FB504CP
- FB504PVDN

KEY FEATURES

- 74 x 42mm knob
- 60mm rose dia.
- 64mm projection
- Grub screw spindle fixing
- FB51, FB52 & FB54 to suit

FINISHES



POLISHED CHROME

PVD NICKEL



FB3075C

FB507

Queen Anne mortice knob (unsprung)

PRODUCT CODES

- FB507
- FB507CP
- FB507SC
- FB507PVDN

KEY FEATURES

- 48mm knob dia.
- 60mm rose dia.
- 80mm projection
- Grub screw spindle fixing
- FB18 & FB42 to suit

FINISHES



POLISHED BRASS

POLISHED CHROME

SATIN CHROME

PVD NICKEL

RELATED PRODUCTS



FB18
STANDARD PROFILE
ESCUTCHEON
(p119)



FB42
WC TURN
& RELEASE
(p122)



FB51
EURO PROFILE
ESCUTCHEON
(p119)



FB52
STANDARD PROFILE
ESCUTCHEON
(p119)



FB54
WC TURN
& RELEASE
(p122)



FB300CPG

FB300

Glass ball mortice knob (unsprung)

PRODUCT CODES

- FB300
- FB300CP
- FB300SC
- FB300CPB
- FB300CPG
- FB300CPP

KEY FEATURES

- 55mm knob dia.
- 70mm rose dia.
- 90mm projection
- Grub screw spindle fixing
- FB18 & FB42 to suit

FINISHES



FB301CPP

FB301

Facetted glass ball mortice knob (unsprung)

PRODUCT CODES

- FB301CPB
- FB301CPG
- FB301CPP

KEY FEATURES

- 55mm knob dia.
- 70mm rose dia.
- 90mm projection
- Grub screw spindle fixing
- FB18 & FB42 to suit

FINISHES



RELATED PRODUCTS



FB18
STANDARD PROFILE
ESCUTCHEON
(p119)



FB42
WC TURN
& RELEASE
(p122)



FB51
EURO PROFILE
ESCUTCHEON
(p119)



FB52
STANDARD PROFILE
ESCUTCHEON
(p119)



ZTLKA
TUBULAR
LATCH
(p400)



FB302CP

FB302

Frosted glass ball mortice knob (unsprung)

PRODUCT CODES

- FB302CP

KEY FEATURES

- 55mm knob dia.
- 70mm rose dia.
- 90mm projection
- Grub screw spindle fixing
- FB18 & FB42 to suit

FINISHES



POLISHED CHROME



FB400CPB

FB400

Glass ball mortice knob (unsprung)

PRODUCT CODES

- FB400CPB
- FB400CPBL
- FB400CPP
- FB400CPWH

KEY FEATURES

- 50mm knob dia.
- 60mm rose dia.
- 87mm projection
- Grub screw spindle fixing
- FB51, FB52 & FB54 to suit

FINISHES



POLISHED CHROME / BLUE GLASS



POLISHED CHROME / BLACK GLASS



POLISHED CHROME / PINK GLASS



POLISHED CHROME / WHITE GLASS



FB401CPBL

FB401

Facetted glass ball mortice knob (unsprung)

PRODUCT CODES

- FB401CP
- FB401CPB
- FB401CPBL

KEY FEATURES

- 50mm knob dia.
- 60mm rose dia.
- 87mm projection
- Grub screw spindle fixing
- FB51, FB52 & FB54 to suit

FINISHES



POLISHED CHROME



POLISHED CHROME / BLUE GLASS



POLISHED CHROME / BLACK GLASS

RELATED PRODUCTS



FB18
STANDARD PROFILE
ESCUTCHEON
(p119)



FB42
WC TURN
& RELEASE
(p122)



FB51
EURO PROFILE
ESCUTCHEON
(p119)



FB52
STANDARD PROFILE
ESCUTCHEON
(p119)



FB54
WC TURN
& RELEASE
(p122)



FB18FB

FB18

Standard profile escutcheon

PRODUCT CODES

- FB18
- FB18CP
- FB18SC
- FB18FB

KEY FEATURES

- 45mm escutcheon dia.

FINISHES



FB51

FB51

Euro profile escutcheon

PRODUCT CODES

- FB51
- FB51CP
- FB51SC
- FB51PVDN
- FB51SN
- FB51FB

KEY FEATURES

- 45mm escutcheon dia.

FINISHES



FB52SN

FB52

Standard profile escutcheon

PRODUCT CODES

- FB52
- FB52CP
- FB52SC
- FB52PVDN
- FB52SN

KEY FEATURES

- 45mm escutcheon dia.

FINISHES



RELATED PRODUCTS



FB200
OVAL MORTICE
KNOB
(p112)



FB504
OVAL STEPPED
MORTICE KNOB
(p116)



FB304
PORCELAIN
MORTICE KNOB
(p113)



ZUKS64EP
EURO
SASH LOCK
(p376)



VSEP405 - 705
EURO SINGLE
CYLINDER
(p428)



FB10

FB10

Victorian escutcheon

PRODUCT CODES

- FB10
- FB10CP
- FB10SC

KEY FEATURES

- 32mm escutcheon dia.

STANDARDS



FINISHES



POLISHED
BRASS



POLISHED
CHROME



SATIN
CHROME



FB11CP

FB11

Covered Victorian escutcheon

PRODUCT CODES

- FB11
- FB11CP
- FB11SC

KEY FEATURES

- 32mm escutcheon dia.

STANDARDS



FINISHES



POLISHED
BRASS



POLISHED
CHROME



SATIN
CHROME



FB26SC

FB26

Square standard profile escutcheon

PRODUCT CODES

- FB26
- FB26CP
- FB26SC

KEY FEATURES

- 50mm escutcheon

STANDARDS



FINISHES



POLISHED
BRASS



POLISHED
CHROME



SATIN
CHROME

RELATED PRODUCTS



FB18
STANDARD PROFILE
ESCUTCHEON
(p119)



FB42
WC TURN
& RELEASE
(p122)



FB51
EURO PROFILE
ESCUTCHEON
(p119)



FB52
STANDARD PROFILE
ESCUTCHEON
(p119)



FB54
WC TURN
& RELEASE
(p122)



FB40CP

FB40

Oval thumb turn – Rack bolt

PRODUCT CODES

- FB40
- FB40CP
- FB40SC

KEY FEATURES

- 32 x 20mm turn
- 38mm escutcheon dia.
- For use with rack bolt

STANDARDS



FINISHES



POLISHED
BRASS



POLISHED
CHROME



SATIN
CHROME



FB41

FB41

WC turn & release

PRODUCT CODES

- FB41
- FB41CP
- FB41SC

KEY FEATURES

- 32 x 20mm turn
- 30mm projection
- 36mm escutcheon dia.
- 5mm spindle dia.
- 78mm spindle length

FINISHES



POLISHED
BRASS



POLISHED
CHROME



SATIN
CHROME

RELATED PRODUCTS



ZRB02
61MM RACK BOLT
32MM C/C
(p403)



ZTDA
TUBULAR DEADBOLT
64/76/102/127/152MM
(p401)



ZUKB64/76
BATHROOM LOCK
57MM C/C
(p380)



FB200
OVAL MORTICE
KNOB
(p112)



FB42CP

FB42

WC turn & release

PRODUCT CODES

- FB42
- FB42CP
- FB42SC
- FB42FB

KEY FEATURES

- 38 x 22mm turn
- 42mm escutcheon dia.
- 5mm spindle

FINISHES



FB54

FB54

WC turn & release

PRODUCT CODES

- FB54
- FB54CP
- FB54SC
- FB54SN

KEY FEATURES

- 38 x 22mm turn
- 40mm escutcheon dia.
- 5mm spindle

FINISHES



RELATED PRODUCTS



ZTLKA
TUBULAR
LATCH
(p400)



ZUKB64/76
BATHROOM LOCK
57MM C/C
(p380)



FB200
OVAL MORTICE
KNOB
(p112)



FB504
OVAL STEPPED
MORTICE KNOB
(p116)



FB304
PORCELAIN
MORTICE KNOB
(p113)



FBDAT010PVD

FBDAT010

Tivoli lever – Screw on rose (sprung)

PRODUCT CODES

- FBDAT010CP
- FBDAT010SC
- FBDAT010PVD

KEY FEATURES

- 50 x 8mm round sprung rose
- Bolt through fixings included
- Suitable for 35-54mm doors

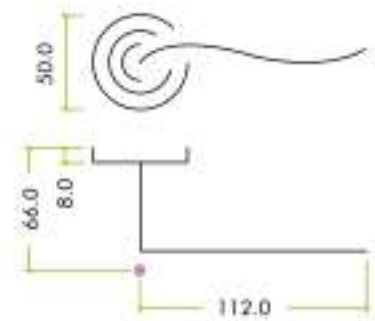
FINISHES



STANDARDS



TECHNICAL



FBDAT020CP

FBDAT020

Savona lever – Screw on rose (sprung)

PRODUCT CODES

- FBDAT020CP
- FBDAT020SC

KEY FEATURES

- 50 x 8mm round sprung rose
- Bolt through fixings included
- Suitable for 35-54mm doors

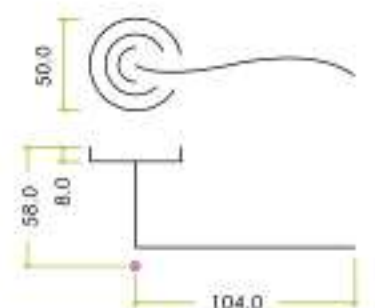
FINISHES



STANDARDS



TECHNICAL



RELATED PRODUCTS



FB001
EURO PROFILE
ESCUTCHEON
(p126)



FB002
STANDARD PROFILE
ESCUTCHEON
(p126)



FB004
TURN & RELEASE
5MM SPINDLE
(p126)



FBDAT030SC

FBDAT030

Imola lever – Screw on rose (sprung)

PRODUCT CODES

- FBDAT030CP
- FBDAT030SC
- FBDAT030PVD

KEY FEATURES

- 50 x 8mm round sprung rose
- Bolt through fixings included
- Suitable for 35-54mm doors

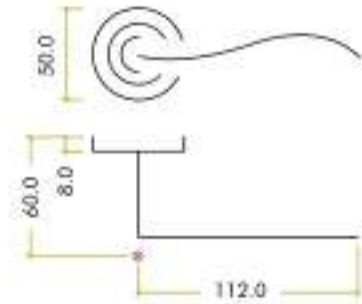
FINISHES



STANDARDS



TECHNICAL



FBDAT050

Salerno lever – Screw on rose (sprung)

PRODUCT CODES

- FBDAT050CP
- FBDAT050SC

KEY FEATURES

- 50 x 8mm round sprung rose
- Bolt through fixings included
- Suitable for 35-54mm doors

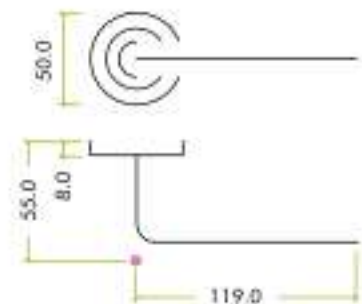
FINISHES



STANDARDS



TECHNICAL



FBDAT050CP

RELATED PRODUCTS



SP23
SPARE SPINDLE
8MM X 8MM X
100MM LONG



SP24
SPARE SPINDLE
8MM X 8MM X
110MM LONG



SP25
SPARE SPINDLE
5MM X 5MM X
65MM LONG



ZFP01
SPARE MALE/FEMALE
FIXING PACK FOR
FB LEVERS ON ROSE



FB030

FB030

RTD lever on rose

PRODUCT CODES

- FB030
- FB030CP

KEY FEATURES

- Complies with design requirements of BS8300
- Sprung rose

FINISHES



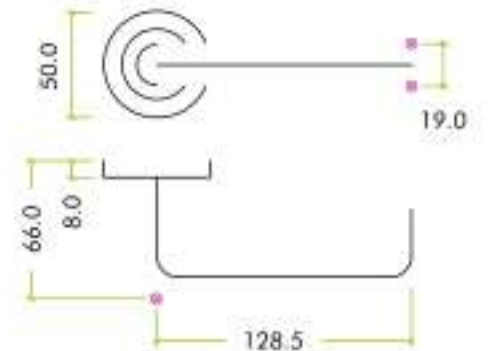
POLISHED BRASS

POLISHED CHROME

STANDARDS



TECHNICAL



FB070CP

FB070

Vittoria lever - Screw on rose (sprung)

PRODUCT CODES

- FB070
- FB070CP

KEY FEATURES

- 50 x 8mm round sprung rose
- Bolt through fixings included
- Suitable for 35-54mm doors

FINISHES



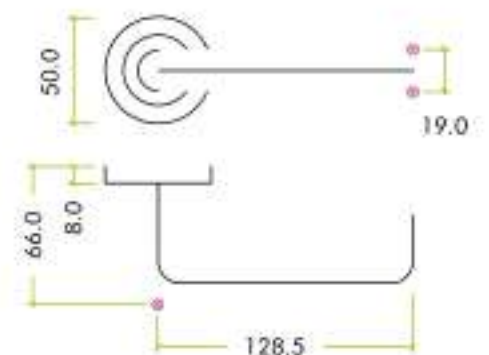
POLISHED CHROME

SATIN CHROME

STANDARDS



TECHNICAL



RELATED PRODUCTS



FB001
EURO PROFILE
ESCUTCHEON
(p126)



FB002
STANDARD PROFILE
ESCUTCHEON
(p126)



FB004
TURN & RELEASE
5MM SPINDLE
(p126)



FB001PB



FB002SC



FB001CP



FB002PVD

FB ESCUTCHEONS

Screw on rose

PRODUCT CODES

- FB001PB
- FB001CP
- FB001SC
- FB001PVD

Euro profile

- FB002PB
- FB002CP
- FB002SC
- FB002PVD

Standard profile

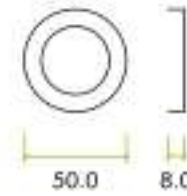
KEY FEATURES

- 50mm screw on rose dia.

STANDARDS



TECHNICAL



FINISHES



FB004CP



FB004PB



FB TURN & RELEASE

Screw on rose

PRODUCT CODES

- FB004PB
- FB004CP
- FB004SC
- FB004PVD

with 5mm spindle

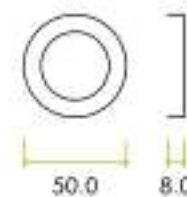
KEY FEATURES

- 50mm screw on rose dia.

STANDARDS



TECHNICAL



FINISHES



RELATED PRODUCTS



FBDAT030
IMOLA LEVER
ON ROSE
(p124)



FBDAT050
SALERNO LEVER
ON ROSE
(p124)



FB030
RTD LEVER
ON ROSE
(p125)



FB070
VITTORIA LEVER
ON ROSE
(p125)



ZAB06B
OVAL
DOOR STOP
(p167)

OXFORD LEVERS ON BACKPLATE



FB011CP

PRODUCT CODES

- FB011
- FB011CP
- FB011SC
- Lock backplate
- FB011EP
- FB011EPCP
- FB011EPSC
- Euro backplate
- FB012
- FB012CP
- FB012SC
- Latch backplate
- FB013
- FB013CP
- FB013SC
- Bathroom backplate

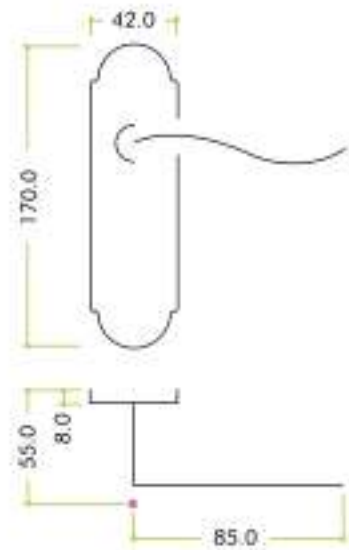
KEY FEATURES

- Forged brass
- Backplate dimensions:
42 x 170mm
- 47.5mm c/c (Euro)
- 57mm c/c (Lock & Bath')

STANDARDS



TECHNICAL



FINISHES



POLISHED BRASS POLISHED CHROME SATIN CHROME

ARUNDEL LEVERS ON BACKPLATE



FB021EP

PRODUCT CODES

- FB021
- FB021CP
- FB021SC
- Lock backplate
- FB021EP
- FB021EPCP
- FB021EPSC
- Euro backplate
- FB022
- FB022CP
- FB022SC
- Latch backplate
- FB023
- FB023CP
- FB023SC
- Bathroom backplate

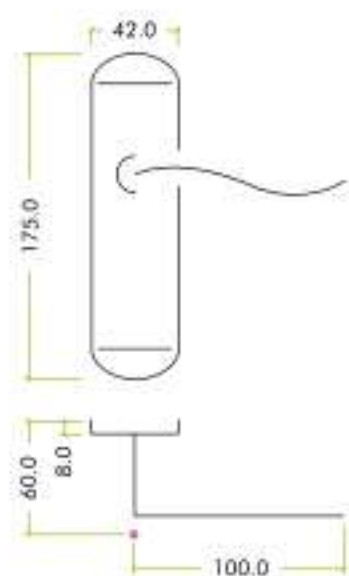
KEY FEATURES

- Forged brass
- Backplate dimensions:
42 x 175mm
- 47.5mm c/c (Euro)
- 57mm c/c (Lock & Bath')

STANDARDS



TECHNICAL



FINISHES



POLISHED BRASS POLISHED CHROME SATIN CHROME

RELATED PRODUCTS



ZUKS564
5 LEVER
SASH LOCK
(p375)



ZUKS64EP
EURO
SASH LOCK
(p376)



ZUKB64/76
BATHROOM LOCK
57MM C/C
(p380)



VSEP40S - 70S
EURO SINGLE
CYLINDER
(p428)



VSEP60D - 100D
EURO DOUBLE
CYLINDER
(p429)



ARUNDEL LEVERS ON BACKPLATE

PRODUCT CODES

- FB031
- FB031CP
- FB031SC
Lock backplate
- FB031EP
- FB031EPCP
- FB031EPSC
Euro backplate
- FB032
- FB032CP
- FB032SC
Latch backplate
- FB033
- FB033CP
- FB033SC
Bath' backplate

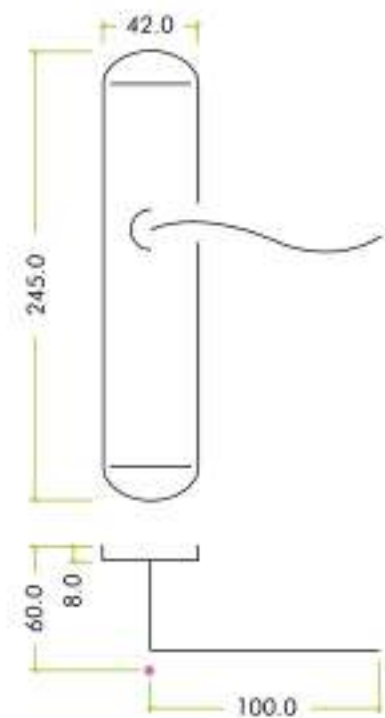
KEY FEATURES

- Forged brass
- Backplate dimensions:
42 x 245mm
- 47.5mm c/c (Euro)
- 57mm c/c (Lock & Bath')

STANDARDS



TECHNICAL



FINISHES



POLISHED BRASS POLISHED CHROME SATIN CHROME

RELATED PRODUCTS



SP516
SPARE SCREW
PACK FOR LEVERS
ON BACKPLATE



ZDL7255/60
EURO SASH
DIN LOCK
(p361)



ZDL7855/60
BATHROOM
DIN LOCK
(p362)



VSEP405 - 705
EURO SINGLE
CYLINDER
(p428)



VSEP60D - 100D
EURO DOUBLE
CYLINDER
(p429)



FB041SCCP

LINCOLN LEVERS ON BACKPLATE

PRODUCT CODES

- FB041SBPB
- FB041SCCP
Lock backplate
- FB041EPSBPB
- FB041EPSCCP
Euro backplate
- FB042SBPB
- FB042SCCP
Latch backplate
- FB043SBPB
- FB043SCCP
Bathroom backplate

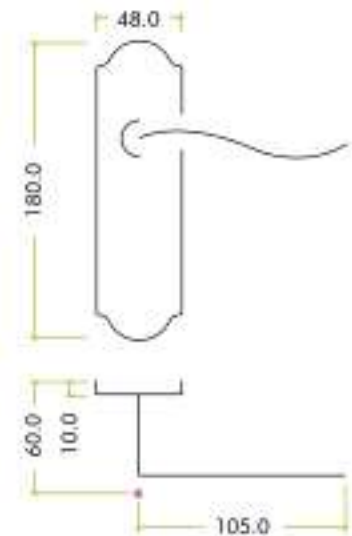
KEY FEATURES

- Forged brass
- Backplate dimensions:
48 x 180mm
- 47.5mm c/c (Euro)
- 57mm c/c (Lock & Bath')

STANDARDS



TECHNICAL



FINISHES



SATIN BRASS / POLISHED BRASS SATIN CHROME / POLISHED CHROME



FB052FB

WINCHESTER LEVERS ON BACKPLATE

PRODUCT CODES

- FB051SBPB
- FB051FB
Lock backplate
- FB051EPSBPB
- FB051EPFB
Euro backplate
- FB052SBPB
- FB052FB
Latch backplate
- FB053SBPB
- FB053FB
Bathroom backplate

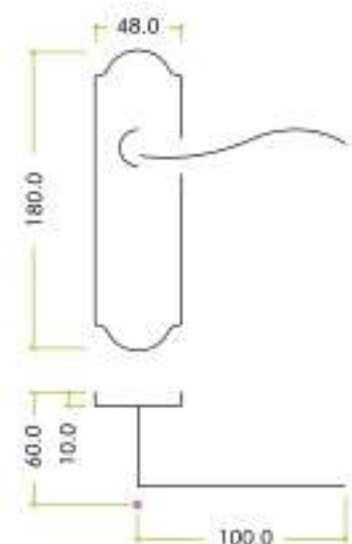
KEY FEATURES

- Forged brass
- Backplate dimensions:
48 x 180mm
- 47.5mm c/c (Euro)
- 57mm c/c (Lock & Bath')

STANDARDS



TECHNICAL



FINISHES



SATIN BRASS / POLISHED BRASS FLORENTINE BRONZE

RELATED PRODUCTS



ZTLKA
TUBULAR
LATCH
(p400)



ZUKB64/76
BATHROOM LOCK
57MM C/C
(p380)



ZUKU64
UPRIGHT
LATCH
(p380)



ZUKS564
5 LEVER
SASH LOCK
(p375)



ZUKS64EP
EURO
SASH LOCK
(p376)



FBD PULL HANDLES

'D' pull handle

PRODUCT CODES

- FBD225B
19 x 225mm
- FBD300B
19 x 300mm
- FBD425B
19 x 425mm

KEY FEATURES

- 19mm dia.
- Face-fixing
- Roses included
- 50mm rose dia.
- 8mm rose depth

STANDARDS



FINISHES



POLISHED
BRASS

**BOLT
THROUGH
FIXING PACK
AVAILABLE
ZFP06**



FB113CP

FB113

Pull handle on square rose

PRODUCT CODES

- FB113
- FB113CP

KEY FEATURES

- 250mm length
- Solid brass casting
- 45mm projection
- Non-handed
- Surface mounted
- Supplied with fixings

FINISHES



POLISHED
BRASS POLISHED
CHROME

RELATED PRODUCTS



ZFP06
SPARE FIXING PACK
SUITABLE FOR 19 AND 22MM
PULL HANDLES – M8 X 65MM



ZFP09
SPARE FIXING PACK
SUITABLE FOR 19 AND 22MM
PULL HANDLES – M8 X 90MM



ZAB100
SURFACE
BOLT
(p173)



FB106CP

FB106

Pull handle on backplate

PRODUCT CODES

- FB106
- FB106CP

KEY FEATURES

- 65 x 382mm backplate
- 73mm projection
- Non-handed
- Surface mounted
- Supplied with fixings
- FB107 fingerplate to match

FINISHES



POLISHED BRASS POLISHED CHROME



FB107

FB107CP

FB107

Fingerplate

PRODUCT CODES

- FB107
- FB107CP

KEY FEATURES

- 382 x 65mm
- Non-handed
- Surface mounted
- Supplied with fixings
- Matches FB106 pull handle

FINISHES



POLISHED BRASS POLISHED CHROME

RELATED PRODUCTS



FB10
VICTORIAN
ESCUTCHEON
(p120)



VHP243
GRADE 14 BALL
BEARING HINGE
(p408)



VHC243
GRADE 14 CONCEALED
KNUCKLE HINGE
(p410)



ZAB06B
OVAL
DOOR STOP
(p167)



VDC0025
SIZE 2-5 DOOR CLOSER
POWER ADJUSTABLE
(p345)



FB112ACP

FB112A

Pull handle on backplate

PRODUCT CODES

- FB112A
- FB112ACP


KEY FEATURES

- 300 x 60mm backplate
- Solid brass casting
- 65mm projection
- Non-handed
- Surface mounted
- Supplied with fixings
- FB122A fingerplate to match

FINISHES



POLISHED BRASS POLISHED CHROME



FB122A

FB122ACP

FB122A

Fingerplate

PRODUCT CODES

- FB122A
- FB122ACP

KEY FEATURES

- 300 x 60mm
- Non-handed
- Surface mounted
- Supplied with fixings
- Matches FB112A pull handle

FINISHES



POLISHED BRASS POLISHED CHROME

RELATED PRODUCTS



FB10
VICTORIAN
ESCUTCHEON
(p120)



VHP243
GRADE 14 BALL
BEARING HINGE
(p408)



VHC243
GRADE 14 CONCEALED
KNUCKLE HINGE
(p410)



ZAB06B
OVAL
DOOR STOP
(p167)



VDC0025
SIZE 2-5 DOOR CLOSER
POWER ADJUSTABLE
(p345)



FB112B

FB112B

Pull handle on backplate

PRODUCT CODES

- FB112B
- FB112BCP

KEY FEATURES


- 425 x 60mm backplate
- Solid brass casting
- 65mm projection
- Non-handed
- Surface mounted
- Supplied with fixings
- FB122B fingerplate to match

FINISHES



POLISHED
BRASS

POLISHED
CHROME



FB122B

FB122BCP

FB122B

Fingerplate

PRODUCT CODES

- FB122B
- FB122BCP

KEY FEATURES

- 425 x 60mm
- Non-handed
- Surface mounted
- Supplied with fixings
- Matches FB112B pull handle

FINISHES



POLISHED
BRASS

POLISHED
CHROME

RELATED PRODUCTS



ZAB07
CYLINDER
DOOR STOP
(p170)



ZAB08
CYLINDER
DOOR STOP
(p170)



ZAB100
SURFACE
BOLT
(p173)



FB75/76/77/78/79
BARREL BOLTS
50MM
(p143)



FB114RCP

FB114

Pull handle on Art Nouveau backplate

PRODUCT CODES

- FB114L
Left-handed
- FB114R
Right-handed
- FB114LCP
- FB114RCP


FINISHES



POLISHED BRASS POLISHED CHROME

KEY FEATURES

- 377 x 42mm backplate
- Solid brass casting
- 56mm projection
- Left & right handed
- Surface mounted
- Supplied with fixings
- FB115 fingerplate to match



FB115

FB115CP

FB115

Art Nouveau fingerplate

PRODUCT CODES

- FB115
- FB115CP

KEY FEATURES

- 380 x 65mm
- Solid brass casting
- Non-handed
- Surface mounted
- Supplied with fixings
- Matches FB114 pull handle

FINISHES



POLISHED BRASS POLISHED CHROME

RELATED PRODUCTS



ZAB07
CYLINDER
DOOR STOP
(p170)



ZAB08
CYLINDER
DOOR STOP
(p170)



ZAB100
SURFACE
BOLT
(p173)



FB75/76/77/78/79
BARREL BOLTS
50MM
(p143)



FB118RCP

FB118

Large pull handle on backplate

PRODUCT CODES

- FB118L
- FB118LCP
Left-handed
- FB118R
- FB118RCP
Right-handed

KEY FEATURES

- 457 x 76mm backplate
- Solid brass casting
- 86mm projection
- Left & right handed
- Surface mounted
- Supplied with fixings
- FB119 fingerplate to match

FINISHES



POLISHED BRASS POLISHED CHROME



FB119

FB119CP

FB119

Large fingerplate

PRODUCT CODES

- FB119
- FB119CP

KEY FEATURES

- 457 x 76mm backplate
- Solid brass casting
- Non-handed
- Surface mounted
- Supplied with fixings
- Matches FB118 pull handle

FINISHES



POLISHED BRASS POLISHED CHROME

RELATED PRODUCTS



FB10
VICTORIAN
ESCUTCHEON
(p120)



VHP243
GRADE 14 BALL
BEARING HINGE
(p408)



VHC243
GRADE 14 CONCEALED
KNUCKLE HINGE
(p410)



ZAB06B
OVAL
DOOR STOP
(p167)



VDC0025
SIZE 2-5 DOOR CLOSER
POWER ADJUSTABLE
(p345)



FB01

FB01

Sunk slide flush bolt

PRODUCT CODES

- FB01
- FB01CP
- FB01SC

KEY FEATURES

- 17 x 100mm
- Sunk slide function
- 8mm dia. bolt
- 15mm throw

FINISHES



POLISHED BRASS

POLISHED CHROME

SATIN CHROME



FB13SC

FB13

Easy-clean dust socket

PRODUCT CODES

- FB13
- FB13CP
- FB13SC

KEY FEATURES

- 19 x 62mm
- Easy to clean

FINISHES



POLISHED BRASS

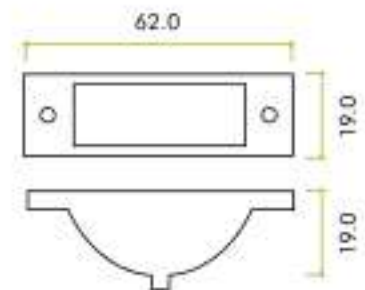
POLISHED CHROME

SATIN CHROME

STANDARDS



TECHNICAL



RELATED PRODUCTS



ZAS02
LEVER ACTION
FLUSH BOLT
(p076)



ZAS05
LEVER ACTION
FLUSH BOLT
(p076)



VS21
INTEGRAL SLIDE
ACTION FLUSH BOLT
(p014)



FB14

FB14

Dust excluding socket for flush bolts - Concrete

PRODUCT CODES

- FB14
- FB14CP
- FB14SC

KEY FEATURES

- 20 x 25mm

FINISHES

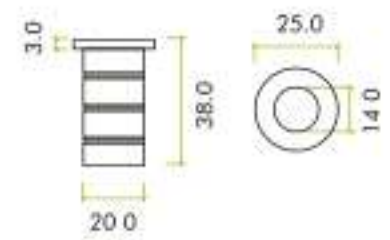


POLISHED BRASS POLISHED CHROME SATIN CHROME

STANDARDS



TECHNICAL



FB14ACP

FB14A

Dust excluding socket for flush bolts - Wood

PRODUCT CODES

- FB14A
- FB14ACP
- FB14ASC

KEY FEATURES

- 20 x 35mm

FINISHES

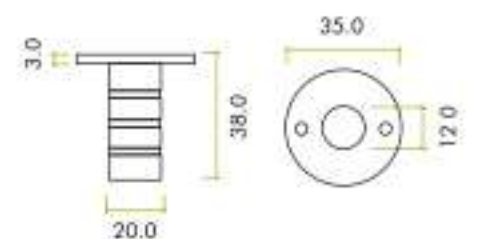


POLISHED BRASS POLISHED CHROME SATIN CHROME

STANDARDS



TECHNICAL



RELATED PRODUCTS



ZA514
DUST EXCLUDING
SOCKET - CONCRETE
(p077)



ZA514A
DUST EXCLUDING
SOCKET - TIMBER
(p077)



ZTDA
TUBULAR DEADBOLT
64/76/102/127/152MM
(p401)



ZRB02
61MM RACK BOLT
32MM C/C
(p403)



FB81SC

FB81

Sliding door lock set

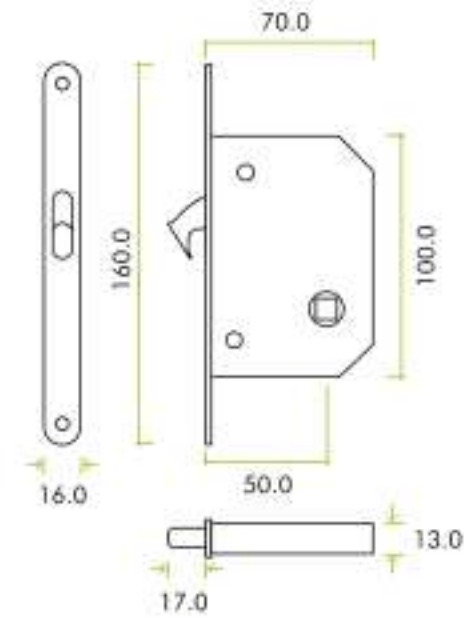
PRODUCT CODES

- FB81
- FB81CP
- FB81SC
- FB81SN

KEY FEATURES

- Suitable for 35-45mm thick doors

TECHNICAL



FINISHES



FB90

Flush pull – Rectangular

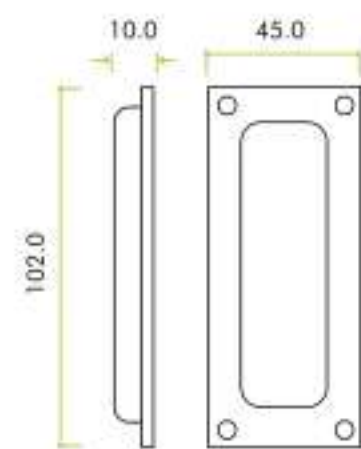
PRODUCT CODES

- FB90
- FB90CP
- FB90SC
- FB90FB

KEY FEATURES

- 102 x 45mm
- 10mm depth

TECHNICAL



FINISHES



FB90CP

RELATED PRODUCTS



M4X5SS-CONE
M4 x 5MM SKT SET (GRUB)
SCREW FOR FB81 SLIDING
DOOR LOCK SET



ZA541
FLUSH PULL
HALF MOON
(p084)



ZA540
FLUSH PULL
SQUARE
(p085)



ZA510
FLUSH PULL
RECTANGULAR
(p084)

FB ARCHITECTURAL BARREL BOLTS – 30MM

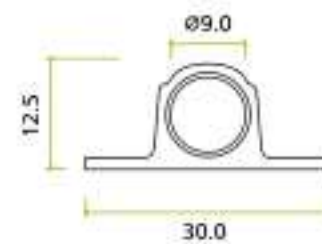
PRODUCT CODES

- | | |
|------------|------------|
| • FB55 | • FB57 |
| • FB55CP | • FB57CP |
| • FB55SC | • FB57SC |
| • FB55NP | • FB57NP |
| 75 x 30mm | 150 x 30mm |
| • FB56 | • FB58 |
| • FB56CP | • FB58CP |
| • FB56SC | • FB58SC |
| • FB56NP | • FB58NP |
| 100 x 30mm | 200 x 30mm |

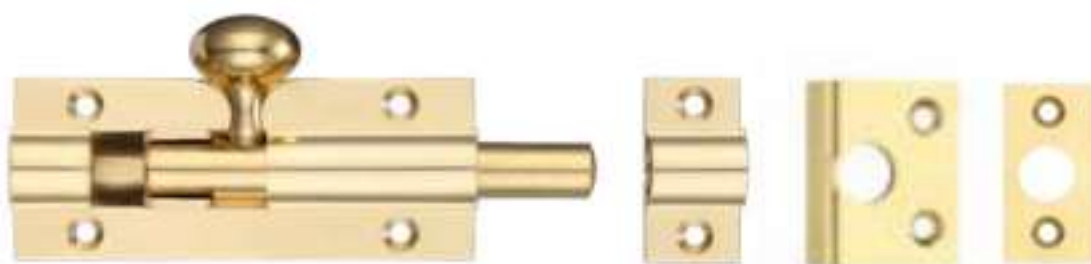
KEY FEATURES

- Three keeps & screws
- 9mm bolt dia.
- 20mm bolt throw
- Face-fix


TECHNICAL



FINISHES



FB55 – 75MM



FB56CP – 100MM



FB57SC – 150MM



FB58NP – 200MM

RELATED PRODUCTS



ZAS01
STAINLESS STEEL
BARREL BOLTS – 41MM
(p098)



FB60/61/62/63/64/65
BARREL BOLTS – 38MM
(p141)



FB75/76/77/78/79
BARREL BOLTS – 50MM
(p143)

FULTON & BRAY

FINEST BRASSWARE



FB60 – 100MM



FB61CP – 150MM



FB625C – 200MM



FB63NP – 300MM



FB64 – 450MM



FB65CP – 600MM

RELATED PRODUCTS



ZAS01
STAINLESS STEEL
BARREL BOLTS – 41MM
(p098)



FB55/56/57/58
BARREL BOLTS – 30MM
(p139)



FB75/76/77/78/79
BARREL BOLTS – 50MM
(p143)

FB ARCHITECTURAL BARREL BOLTS – 38MM

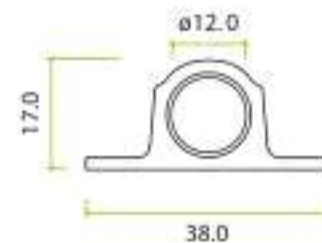
PRODUCT CODES

- | | |
|------------|------------|
| • FB60 | • FB63 |
| • FB60CP | • FB63CP |
| • FB60SC | • FB63SC |
| • FB60NP | • FB63NP |
| 100 x 38mm | 300 x 38mm |
| • FB61 | • FB64 |
| • FB61CP | • FB64CP |
| • FB61SC | • FB64SC |
| • FB61NP | • FB64NP |
| 150 x 38mm | 450 x 38mm |
| • FB62 | • FB65 |
| • FB62CP | • FB65CP |
| • FB62SC | • FB65SC |
| • FB62NP | • FB65NP |
| 200 x 38mm | 600 x 38mm |

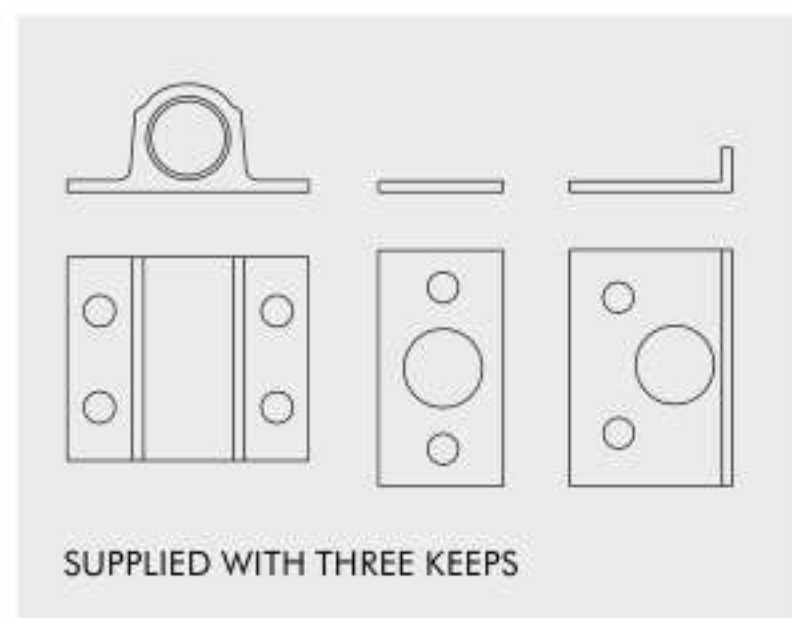

KEY FEATURES

- Three keeps & screws
- 12mm bolt dia.
- 30mm bolt throw
- Face-fix

TECHNICAL



FINISHES



RELATED PRODUCTS



ZAB100
SURFACE
BOLT
(p173)



FB10
VICTORIAN
ESCUTCHEON
(p120)



VHP243
GRADE 14 BALL
BEARING HINGE
(p408)



VHC243
GRADE 14 CONCEALED
KNUCKLE HINGE
(p410)

FULTON & BRAY

FINEST BRASSWARE



FB75 – 200MM



FB76NP – 300MM



FB77SC – 450MM



FB78CP – 600MM



FB79 – 900MM

RELATED PRODUCTS



ZAS01
STAINLESS STEEL
BARREL BOLTS – 41MM
(p098)



FB55/56/57/58
BARREL BOLTS – 30MM
(p139)



FB60/61/62/63/64/65
BARREL BOLTS – 38MM
(p140)



FB ARCHITECTURAL HEAVY DUTY BARREL BOLTS – 50MM

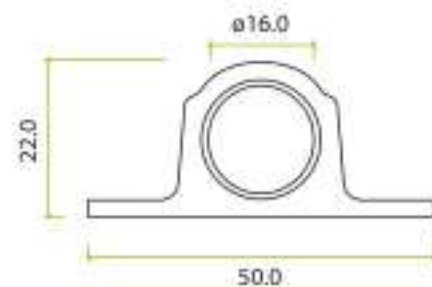
PRODUCT CODES

- | | |
|--|--|
| • FB75
• FB75CP
• FB75SC
• FB75NP
200 x 50mm | • FB78
• FB78CP
• FB78SC
• FB78NP
600 x 50mm |
| • FB76
• FB76CP
• FB76SC
• FB76NP
300 x 50mm | • FB79
• FB79CP
• FB79SC
• FB79NP
900 x 50mm |
| • FB77
• FB77CP
• FB77SC
• FB77NP
450 x 50mm | |

KEY FEATURES

- Heavy duty
- Three keeps & screws
- 16mm bolt dia.
- 50mm bolt throw
- Face-fix

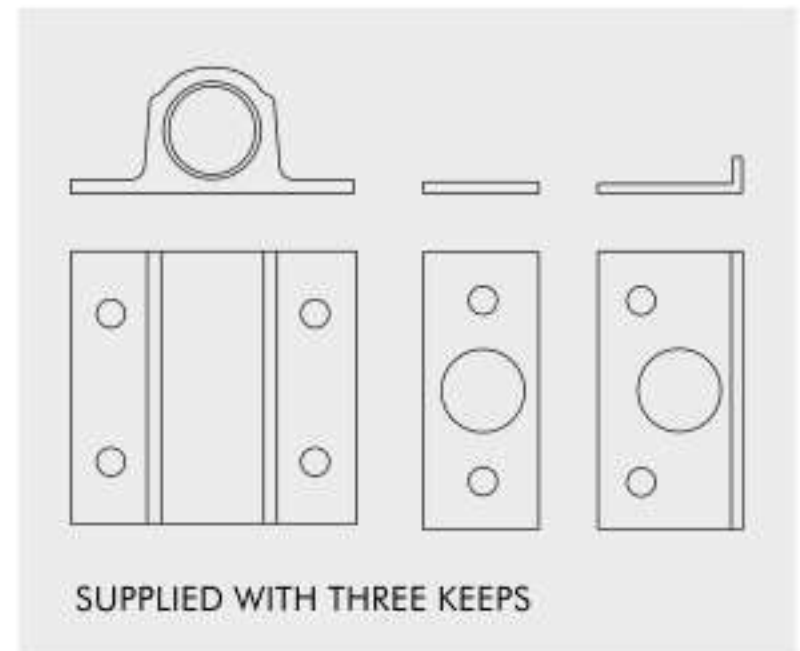

TECHNICAL



FINISHES



POLISHED BRASS POLISHED CHROME SATIN CHROME SATIN NICKEL



RELATED PRODUCTS



ZAB100
SURFACE
BOLT
(p173)



FB10
VICTORIAN
ESCUTCHEON
(p120)



VHP243
GRADE 14 BALL
BEARING HINGE
(p408)



VHC243
GRADE 14 CONCEALED
KNUCKLE HINGE
(p410)



FB16SC

FB16

Cylinder door stop with rose

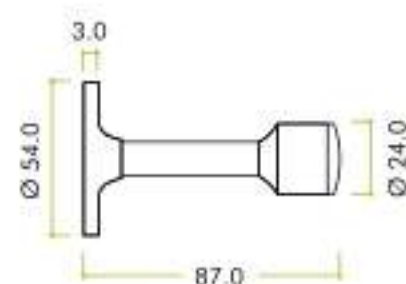
PRODUCT CODES

- FB16
- FB16CP
- FB16SC
- FB16PN
- FB16SN

KEY FEATURES

- 87mm projection
- 54mm rose dia.
- Face-fix

TECHNICAL



FINISHES



FB71

FB71

Double robe hook

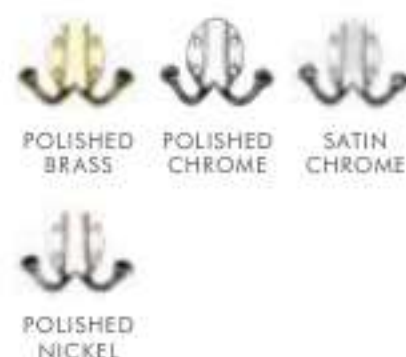
PRODUCT CODES

- FB71
- FB71CP
- FB71SC
- FB71NP

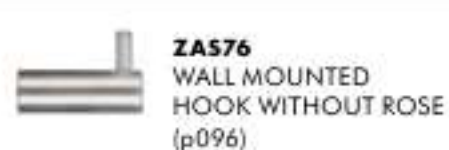
KEY FEATURES

- Double hook
- Face-fix

FINISHES



RELATED PRODUCTS





FB72CP

FB72

Hat & coat hook

PRODUCT CODES

- FB72
- FB72CP
- FB72SC
- FB72NP

KEY FEATURES

- Double hook
- Face-fix

FINISHES



FB73NP

FB73

Double hat & coat hook

PRODUCT CODES

- FB73
- FB73CP
- FB73SC
- FB73NP

KEY FEATURES

- Treble hook
- Face-fix

FINISHES



RELATED PRODUCTS



ZAS72HD
HEAVY DUTY
SINGLE COAT HOOK
(p094)



ZAS73HD
HEAVY DUTY
HAT & COAT HOOK
(p094)



ZAB07
CYLINDER
DOOR STOP
(p170)



ZAB08
CYLINDER
DOOR STOP
(p170)



FCH01DCP

FCH01

Victorian cabinet knob

PRODUCT CODES

- FCH01A
- FCH01ACP
- FCH01ASC
- FCH01APN
- FCH01ASN
- FCH01AFB
- FCH01B
- FCH01BCP
- FCH01BSC
- FCH01BPN
- FCH01BSN
- FCH01BFB
- FCH01C
- FCH01CCP
- FCH01CSC
- FCH01CPN
- FCH01CSN
- FCH01CFB
- FCH01D
- FCH01DCP
- FCH01DSC
- FCH01DPN
- FCH01DSN
- FCH01DFB

KEY FEATURES

- 25mm knob dia. (A)
- 32mm knob dia. (B)
- 38mm knob dia. (C)
- 45mm knob dia. (D)

FINISHES



FCH02BCPB

FCH02

Glass ball cabinet knob

PRODUCT CODES

- FCH02ACP
- FCH02ACPB
- FCH02ACPG
- FCH02ACPP
- FCH02ACPBL
- FCH02ACPWH
- FCH02BCP
- FCH02BCPB
- FCH02BCPG
- FCH02BCPP
- FCH02BCPBL
- FCH02BCPWH

KEY FEATURES

- 25mm knob dia. (A)
- 30mm knob dia. (B)

FINISHES



FCH03BCP

FCH03

Facetted glass ball cabinet knob

PRODUCT CODES

- FCH03ACP
- FCH03ACPB
- FCH03ACPG
- FCH03ACPBL
- FCH03BCP
- FCH03BCPB
- FCH03BCPG
- FCH03BCPP
- FCH03BCPBL

KEY FEATURES

- 25mm knob dia. (A)
- 30mm knob dia. (B)

FINISHES



RELATED PRODUCTS



TDF CABINET HINGES
SOLID DRAWN BRASS
BUTT HINGES
(p318)



TDFMC1
MAGNETIC CATCH FOR
CABINET FURNITURE
(p319)



FF31
BLACK ANTIQUE
OVAL CUPBOARD KNOB
(p317)



FF32
BLACK ANTIQUE
ROUND CUPBOARD KNOB
(p317)



FCH04ACP

FCH04

Frosted glass ball cabinet knob

PRODUCT CODES

- FCH04ACP • FCH04BCP

KEY FEATURES

- 25mm knob dia. (A)
- 30mm knob dia. (B)

FINISHES



POLISHED CHROME



FCH05CPVDN

FCH05

Oval cabinet knob

PRODUCT CODES

- FCH05ACP • FCH05CCP
- FCH05ASC • FCH05CSC
- FCH05APVDN • FCH05CPVDN

KEY FEATURES

- 32 x 25mm knob (A)
- 38 x 22mm knob (C)

FINISHES



POLISHED CHROME

SATIN CHROME

PVD NICKEL



FCH07BCP

FCH07

Cube cabinet knob

PRODUCT CODES

- FCH07ACP • FCH07BCP
- FCH07ACPBL • FCH07BCPBL

KEY FEATURES

- 25mm knob dia. (A)
- 30mm knob dia. (B)

FINISHES



POLISHED CHROME

POLISHED CHROME / BLACK GLASS



FCH08B

FCH08

Queen Anne ringed cabinet knob

PRODUCT CODES

- FCH08A • FCH08C
- FCH08ACP • FCH08CCP
- FCH08ASC • FCH08CSC
- FCH08APN • FCH08CPN
- FCH08ASN • FCH08CSN
- FCH08AFB • FCH08CFB

- FCH08B
- FCH08BCP
- FCH08BSC
- FCH08BPN
- FCH08BSN
- FCH08BFB

KEY FEATURES

- 25mm rose dia. (A)
- 32mm rose dia. (B)
- 38mm rose dia. (C)

FINISHES



POLISHED BRASS

POLISHED CHROME

SATIN CHROME

POLISHED NICKEL

SATIN NICKEL

FLORENTINE BRONZE

RELATED PRODUCTS



FF44
BLACK ANTIQUE
DRAWER PULL
(p317)



TDFK24
ROUND CABINET
KNOB - 24.2MM
(p314)



TDFK37
ROUND CABINET
KNOB - 37MM
(p314)



FB302
FROSTED GLASS BALL
MORTISE KNOB
(p118)



Made from the finest quality brass with a high level of technical detail and manufacturing.



Hand polished before receiving a high temperature lacquered coating for long lasting protection and shine.



Manufactured using the superior forging process whereby a tremendous exertion of pressure is used on heated pure brass to ensure our products are presented free from any imperfections.


The Fulton & Bray window furniture range provides an array of products suitable for casement and sash windows. Available in a variety of finishes to complement any period or contemporary properties.



FB100 / 101 / 102
 Bulb end casement stay p150



FB108A / 108B / 108C
 Spoon end casement stay p151



FB105
 Flush fitting pins p152



FB17
 Locking casement pin p152



FB103
 Casement fastener p153




FB104
 Offset casement fastener p153




FB109
 Casement fastener p154




FB110
 Wedge type fastener p154



FB30
 Heavy duty sash lift p155



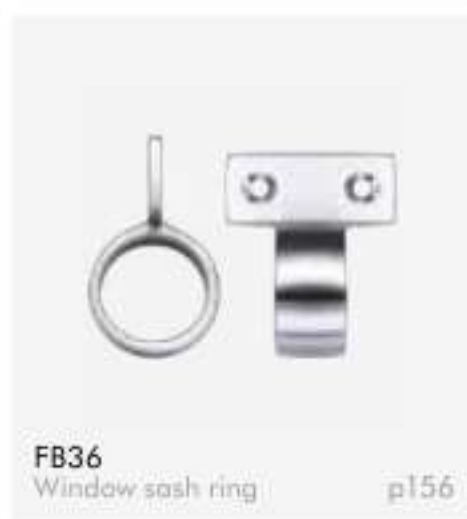
FB33
 Standard sash lift p155



FB35
 Window sash lift p156




FB34
 Window sash ring p156



FB36
 Window sash ring p156




FB37
 Quadrant arm fastener p157




FB111
 Fitch fastener p157



FB7 / FB7LCK
 Fitch fastener p158



FB32
 Brighton pattern fastener p158



FBBP01 / FBBP02
 Axle pulleys p159



FB31BP / FB319BP
 Roller sash stops p160



FBSP01
 Strike plate - roller sash p160

PVDN
ORDER ON
REQUEST

FB BULB END CASEMENT STAYS

PRODUCT CODES

- FB100
- FB100CP
- FB100SC
- FB100PVDN
- FB100PVDSN
- 200mm
- FB101
- FB101CP
- FB101SC
- FB101PVDN
- FB101PVDSN
- 250mm
- FB102
- FB102CP
- FB102SC
- FB102PVDN
- FB102PVDSN
- 300mm


KEY FEATURES

- Traditional bulb end design
- 200mm / 8"
- 250mm / 10"
- 300mm / 12"

FINISHES



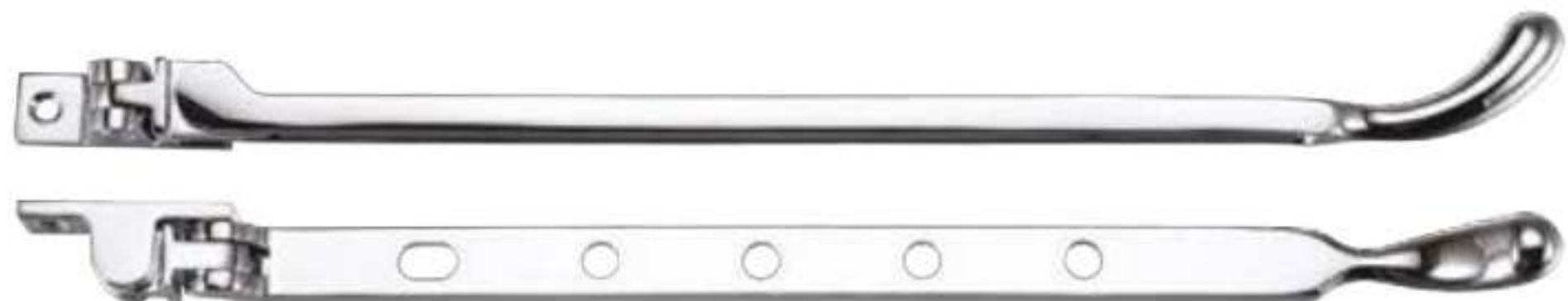
NOTE: PVDN finish may be available from stock, please contact our sales team for details and lead times.



FB100

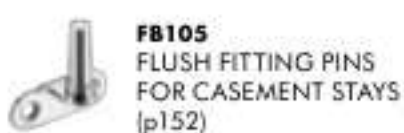


FB101SC



FB102CP

RELATED PRODUCTS



FB SPOON END CASEMENT STAYS

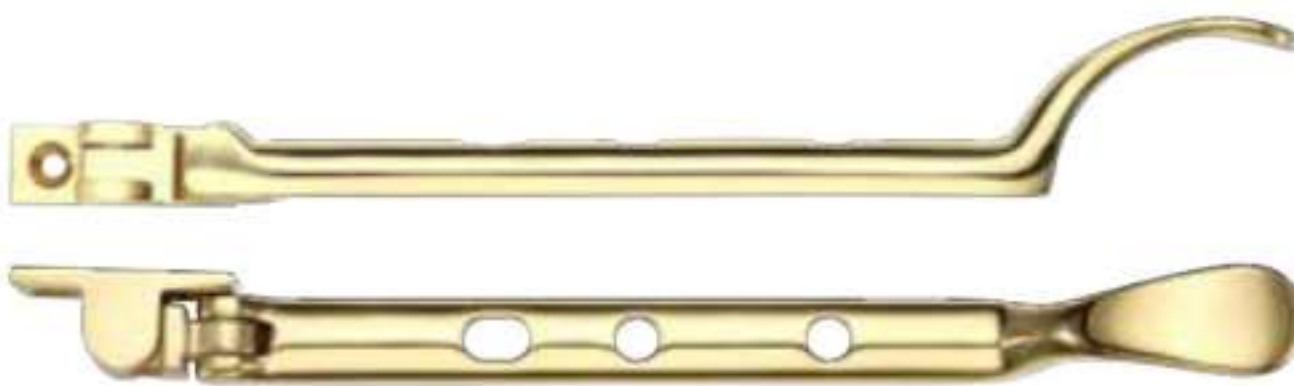
PRODUCT CODES

- FB108A
- FB108ACP
- FB108ASC
200mm
- FB108BCP
250mm
- FB108CCP
- FB108CSC
300mm

KEY FEATURES

- Traditional spoon end design
- 200mm / 8"
- 250mm / 10"
- 300mm / 12"

FINISHES



FB108A



FB108BCP



FB108CSC

RELATED PRODUCTS



FB105
FLUSH FITTING PINS
FOR CASEMENT STAYS
(p152)



FB17
LOCKING CASEMENT
STAY PIN
(p152)



FB109
CASEMENT
FASTENER
(p154)



FB103
STANDARD
CASEMENT FASTENER
(p153)



FB110
WEDGE TYPE
FASTENER
(p154)

PVDN
ORDER ON
REQUEST



FB105CP

FB105

Flush fitting pins for casement stays – Pack of 2

PRODUCT CODES

- FB105
- FB105CP
- FB105SC
- FB105PVDN
- FB105PVDSN

KEY FEATURES

- Flush fitting pins
- Fixings included

FINISHES



NOTE: PVDN finish may be available from stock, please contact our sales team for details and lead times.

FB17

Locking casement stay pin

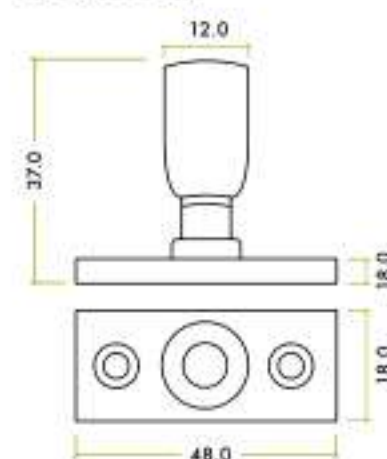
PRODUCT CODES

- FB17
- FB17CP
- FB17SC
- FB17PCB

KEY FEATURES

- Locking ferrule screws down on stay pin for added security
- Fixings included
- Requires 4mm hex key (FBK01)

TECHNICAL



FINISHES



FB17

RELATED PRODUCTS



FB100 / 101 / 102
BULB END
CASEMENT STAYS
(p150)



FB108A / 108B / 108C
SPOON END
CASEMENT STAYS
(p151)

PVDN
ORDER ON
REQUEST



FB103SC

FB103

Standard casement fastener

PRODUCT CODES

- FB103
- FB103CP
- FB103SC
- FB103PVDN
- FB103PVDSN

KEY FEATURES

- Traditional bulb end design
- Includes hook & plate
- Fixings included

FINISHES



NOTE: PVDN finish may be available from stock, please contact our sales team for details and lead times.

PVDN
ORDER ON
REQUEST



FB104

FB104

Offset casement fastener

PRODUCT CODES

- FB104
- FB104CP
- FB104SC
- FB104PVDN
- FB104PVDSN

KEY FEATURES

- Traditional bulb end design
- Includes hook & plate
- Fixings included
- Suitable for weather seal

FINISHES



NOTE: PVDN finish may be available from stock, please contact our sales team for details and lead times.

RELATED PRODUCTS



FB100 / 101 / 102
BULB END
CASEMENT STAYS
(p150)



FB108A / 108B / 108C
SPOON END
CASEMENT STAYS
(p151)



FB110
CASEMENT
FASTENER
(p154)



FB110
WEDGE TYPE
FASTENER
(p154)



FB109CP

FB109

Casement fastener

PRODUCT CODES

- FB109CP
- FB109SC

KEY FEATURES

- Reversible pattern
- Includes hook & plate
- Fixings included

FINISHES



POLISHED
CHROME

SATIN
CHROME



FB110

FB110

Wedge type fastener

PRODUCT CODES

- FB110
- FB110SC
- FB110LCKCP
Locking version

KEY FEATURES

- Suitable for weather seal
- Locking version available
- Fixings included

FINISHES



POLISHED
BRASS

POLISHED
CHROME

SATIN
CHROME

RELATED PRODUCTS



FB100 / 101 / 102
BULB END
CASEMENT STAYS
(p150)



FB108A / 108B / 108C
SPOON END
CASEMENT STAYS
(p151)





PVDN
ORDER ON
REQUEST



FB30FB

FB30

Heavy duty sash lift

PRODUCT CODES

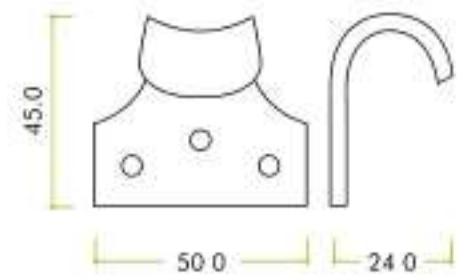
- FB30
- FB30CP
- FB30SC
- FB30PVD
- FB30PVDN
- FB30FB

KEY FEATURES

- Heavy duty
- 50 x 45mm
- 3 screw fixings

NOTE: PVDN finish may be available from stock, please contact our sales team for details and lead times.

TECHNICAL



FINISHES



PVDN
ORDER ON
REQUEST



FB33SC

FB33

Standard sash lift

PRODUCT CODES

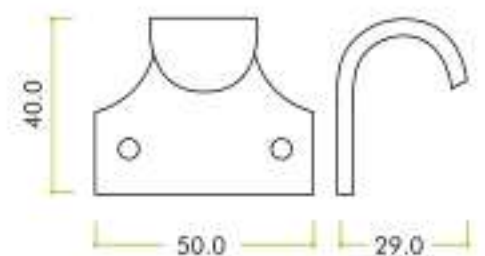
- FB33
- FB33CP
- FB33SC
- FB33PVDN
- FB33FB

KEY FEATURES

- 50 x 40mm
- 2 screw fixings

NOTE: PVDN finish may be available from stock, please contact our sales team for details and lead times.

TECHNICAL



FINISHES



RELATED PRODUCTS



FB35
WINDOW
SASH LIFT
(p156)



FB34
WINDOW
SASH RING
(p156)



FB36
WINDOW SASH
RING VERTICAL FIX
(p156)



FBBP02
BRASS BALL BEARING
AXLE PULLEY
(p159)



FB35CP

FB35

Window sash lift

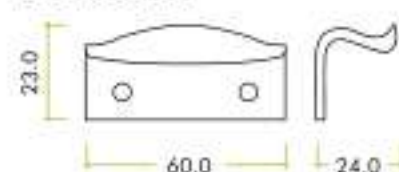
PRODUCT CODES

- FB35
- FB35CP
- FB35SC
- FB35NP
- FB35FB


KEY FEATURES

- 60 x 23mm
- Standard fix
- 2 screw fixings

TECHNICAL



FINISHES



FB34

FB34

Window sash ring

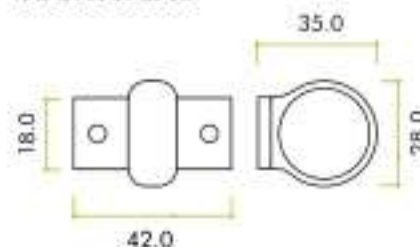
PRODUCT CODES

- FB34
- FB34CP
- FB34SC
- FB34FB

KEY FEATURES

- 42 x 18mm base
- 35mm projection
- 2 screw fixings

TECHNICAL



FINISHES



FB36SC

FB36

Window sash ring – Vertical fix

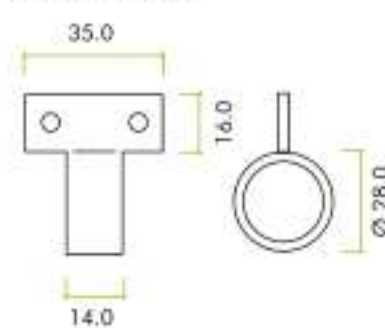
PRODUCT CODES

- FB36
- FB36CP
- FB36SC
- FB36FB

KEY FEATURES

- 28mm dia.
- Standard fix
- 2 screw fixings

TECHNICAL



FINISHES



RELATED PRODUCTS



FB30
HEAVY DUTY
SASH LIFT
(p155)



FB33
STANDARD
SASH LIFT
(p155)



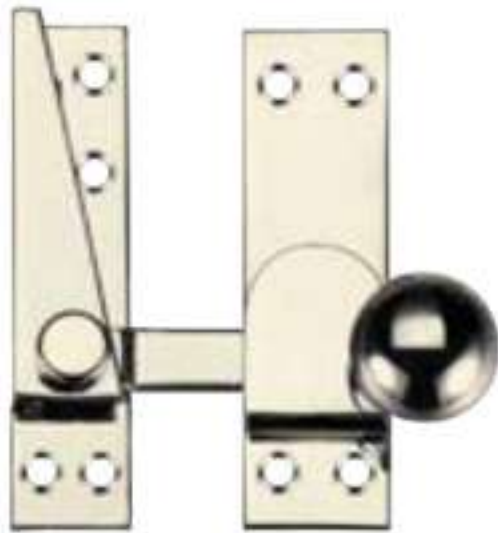
FB31
SASH STOPS
(p160)



FBSP01
STRIKE PLATE FOR
SASH STOPS
(p160)



FB7 / FB7LCK
FITCH
FASTENER
(p158)



FB37PN

FB37

Quadrant arm sash fastener


PRODUCT CODES

- FB37CP
- FB37SC
- FB87PN

KEY FEATURES

- 20 x 70mm

FINISHES

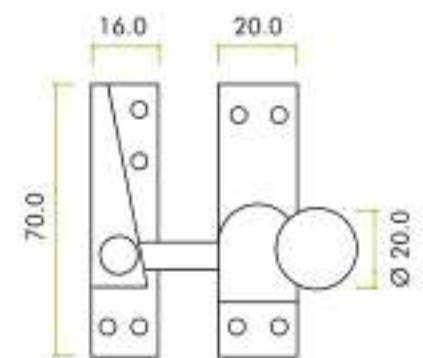


POLISHED CHROME

SATIN CHROME

POLISHED NICKEL

TECHNICAL



FB111CP

FB111

Fitch fastener

PRODUCT CODES

- FB111CP
- FB111SC

KEY FEATURES

- Narrow style fitch fastener

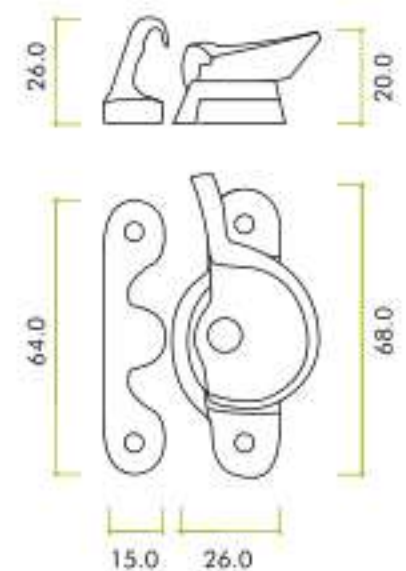
FINISHES



POLISHED CHROME

SATIN CHROME

TECHNICAL



RELATED PRODUCTS



FBBP01
BRASS BALL BEARING
AXLE PULLEY
(p159)



FBBP02
BRASS BALL BEARING
AXLE PULLEY
(p159)



FB32
BRIGHTON PATTERN
SASH FASTENER
(p158)



FB7 / FB7LCK
FITCH
FASTENER
(p158)

PVDN
ORDER ON
REQUEST



FB7SC

FB7 / FB7LCK

Fitch fastener (available with lock)

PRODUCT CODES

- FB7
- FB7CP
- FB7SC
- FB7PVDN
- FB7LCK
- FB7LCKCP
- FB7LCKSC
- FB7LCKPVDN

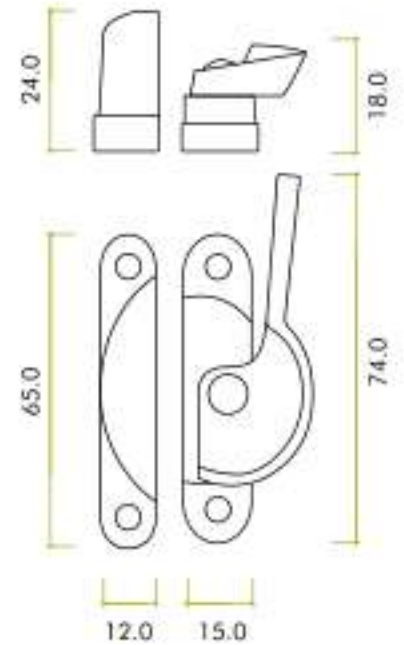
KEY FEATURES

- Narrow style fitch fastener
- Locking version available – requires 2.5mm hex key (FBK04)


FINISHES



TECHNICAL



NOTE: PVDN finish may be available from stock, please contact our sales team for details and lead times.



FB32LCK

FB32 / FB32LCK

Brighton pattern sash fastener (available with lock)

PRODUCT CODES

- FB32
- FB32CP
- FB32SC
- FB32LCK
- FB32LCKCP
- FB32LCKSC

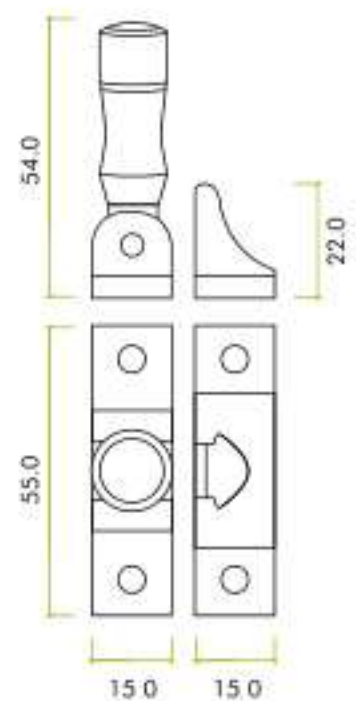
KEY FEATURES

- Spring loaded screw down arm
- Locking version available – requires 2.5mm hex key (FBK04)

FINISHES



TECHNICAL



ADDITIONAL ACCESSORIES



FB37
QUADRANT ARM
SASH FASTENER
(p157)



FB111
FITCH
FASTENER
(p157)



FBBP01
BRASS BALL BEARING
AXLE PULLEY
(p159)



FB31
SASH STOPS
(p160)



FB5P01
STRIKE PLATE FOR
SASH STOPS
(p160)



FBBP01RCP / FBBP01CP

FBBP01 / FBBP01R

Brass ball bearing axle pulleys

PRODUCT CODES

- FBBP01
- FBBP01CP
- FBBP01SC
- FBBP01FB
- FBBP01R
- FBBP01RCP
- FBBP01RSC
- FBBP01RFB

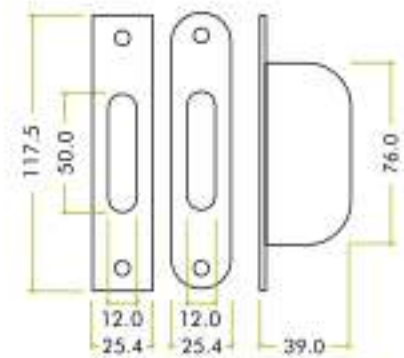
KEY FEATURES

- 1 3/4" wheel
- 2 face-fixing points
- 75kgs max. sash weight

STANDARDS



TECHNICAL



FINISHES



FBBP02R / FBBP02

FBBP02 / FBBP02R

Brass ball bearing axle pulleys

PRODUCT CODES

- FBBP02
- FBBP02CP
- FBBP02SC
- FBBP02FB
- FBBP02R
- FBBP02RCP
- FBBP02RSC
- FBBP02RFB

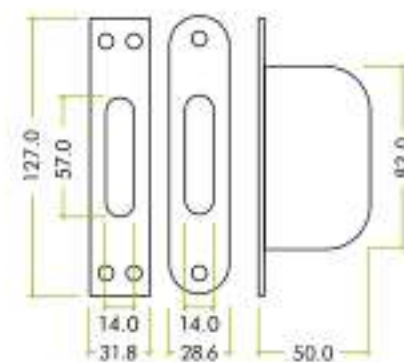
KEY FEATURES

- 2 1/4" wheel
- 4 face-fixing points – Square
- 2 face-fixing points – Radius
- 100kgs max. sash weight

STANDARDS



TECHNICAL



FINISHES



RELATED PRODUCTS



FB30
HEAVY DUTY
SASH LIFT
(p155)



FB33
STANDARD
SASH LIFT
(p155)



FB35
WINDOW
SASH LIFT
(p156)



FB34
WINDOW
SASH RING
(p156)



FB36
WINDOW SASH
RING VERTICAL
FIX
(p156)



FB31CPBP

FB31

29mm sash stop

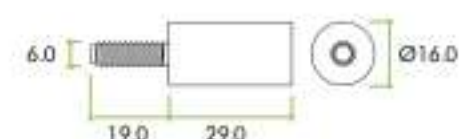
PRODUCT CODES

- FB31BP
- FB31CPBP
- FB31SCBP
- FB31FBBP

KEY FEATURES

- 29mm stop
- Solid brass socket screw
- Hex key fixing
- Requires 4mm hex key (FBK01)

TECHNICAL



FINISHES



FB319BP

FB319

19mm sash stop

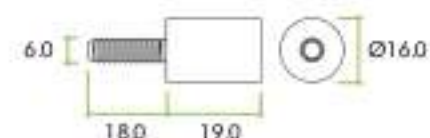
PRODUCT CODES

- FB319BP
- FB319CPBP
- FB319SCBP
- FB319FBBP

KEY FEATURES

- 19mm stop
- Solid brass socket screw
- Hex key fixing
- Requires 4mm hex key (FBK01)

TECHNICAL



FINISHES



FBSP01PN

FBSP01

Strike plate for sash stop


PRODUCT CODES

- FBSP01
- FBSP01CP
- FBSP01SC
- FBSP01PN

KEY FEATURES

- For use with sash stop
- Dimensions: 29 x 48mm

FINISHES



RELATED PRODUCTS



FB30
HEAVY DUTY
SASH LIFT
(p155)



FB33
STANDARD
SASH LIFT
(p155)



FB35
WINDOW
SASH LIFT
(p156)



FB34
WINDOW
SASH RING
(p156)



FB36
WINDOW SASH
RING VERTICAL FIX
(p156)

FB KEYS

PRODUCT CODES

- **FBK01**
4mm hex key for roller sash stops
- **FBK02**
35mm rack bolt key
- **FBK03**
65mm rack bolt key
- **FBK04**
2.5mm hex key for fitch fastener

FINISHES



POLISHED
CHROME

FBK01



FBK02



FBK03



FBK04



RELATED PRODUCTS



FB17
LOCKING CASEMENT
STAY PIN
(p152)



ZRB02
61MM RACK BOLT
32MM C/C
(p403)



FB32 / FB32LCK
BRIGHTON PATTERN
SASH FASTENER
(p158)



FB7 / FB7LCK
FITCH
FASTENER
(p158)



Made from high quality brass the ZCB range of mortice knobs are ideal for use in contemporary residential and commercial settings alike.



Designed on a 61mm diameter rose and available in both sprung and unsprung (rim) sets.

The contract brass mortice knobs are available in two styles and in three finishes, perfect for use in contemporary decor in residential and commercial settings.



ZCB34

ZCB34 / ZCB34R (Rim)

Oval mortice knob

PRODUCT CODES

- ZCB34
- ZCB34CP
- ZCB34SC
- Sprung
- ZCB34R
- ZCB34RCP
- ZCB34RSC
- Rim version (Unsprung)

FINISHES



KEY FEATURES

- 38 x 55mm knob dia.
- 61mm rose dia.
- 72mm projection (with rose)
- 49mm projection (without rose)
- Sprung set—only half sprung
- Rim lock version available (unsprung)

ZCB35 / ZCB35R (Rim)

Mushroom mortice knob

PRODUCT CODES

- ZCB35
- ZCB35CP
- ZCB35SC
- Sprung
- ZCB35R
- ZCB35RCP
- ZCB35RSC
- Rim version (Unsprung)

FINISHES



KEY FEATURES

- 52mm knob dia.
- 61mm rose dia.
- 70mm projection (with rose)
- 50mm projection (without rose)
- Sprung set—only half sprung
- Rim lock version available (unsprung)



ZCB35SC

RELATED PRODUCTS



FB18
STANDARD PROFILE
ESCUTCHEON
(p119)



FB42
WC TURN
& RELEASE
(p122)



FB51
EURO PROFILE
ESCUTCHEON
(p119)



FB52
STANDARD PROFILE
ESCUTCHEON
(p119)



FB54
WC TURN
& RELEASE
(p122)



Made from high quality brass, the ZAB range of accessory products includes door stops, door chains, cabin hooks, surface bolts and door viewers to name but a few.



Hand polished before receiving a high temperature lacquered coating for long lasting protection and shine.



Made using the superior forging process whereby a tremendous exert of pressure is used on heated pure brass to ensure our products are produced free from any imperfections.

ZAB

Brass accessories

A range of traditional forged and cast brass accessory products which includes door stops, cabin hooks, surface bolts, door chains, door viewers, pull handles, handrail brackets and robe hooks.



ZAB06
Door stop - Oval p167



ZAB06B
Door stop - Oval p167



ZAB85
Door stop - Round p167



ZAB86
Door stop - Domed p168



ZAB300
Portable door stop 770g p168



ZAB301
Portable door stop 1kg p169



ZAB302
Portable door stop 750g p169



ZAB07
Door stop - Cylinder p170



ZAB07B
Door stop - Cylinder p170



ZAB08
Door stop - Cylinder p170



ZAB09
Door stop - Cylinder p171



ZAB09B
Door stop - Cylinder p171



ZAB12
Door stop - Cylinder p171



ZAB60-65
Cabin hooks p172



ZAB100
Surface bolts p173



ZAB15
Heavy duty door chain p174



ZAB30
Door viewer p174



ZAS83
Victorian bow handle p175



ZAB70
Handrail bracket p175



ZAB80
Hat & coat hook p176

ZAB

Brass accessories



ZAB81
Single robe hook

p176



ZAB82
Double robe hook

p177



ZAB87
Under counter hook

p177



ZAB06CP

ZAB06

Door stop – Oval

PRODUCT CODES

- ZAB06
- ZAB06CP
- ZAB06SC

KEY FEATURES

- 45mm dia.
- Floor mounted
- Concealed-fix

FINISHES

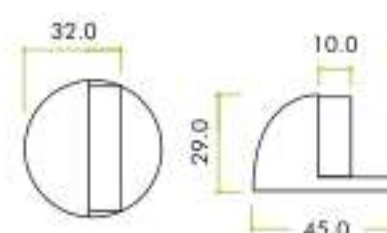


POLISHED BRASS POLISHED CHROME SATIN CHROME

STANDARDS



TECHNICAL



ZAB06B

ZAB06B

Door stop – Oval

PRODUCT CODES

- ZAB06B
- ZAB06BCP
- ZAB06BSC

KEY FEATURES

- 40 x 43mm dia.
- Floor mounted
- Face-fix

FINISHES

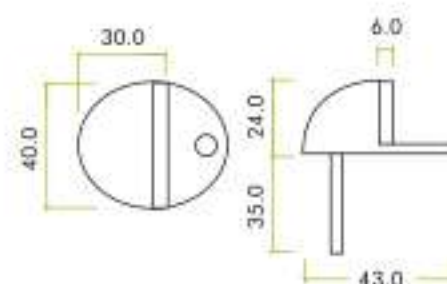


POLISHED BRASS POLISHED CHROME SATIN CHROME

STANDARDS



TECHNICAL



ZAB85SC

ZAB85

Door stop – Round

PRODUCT CODES

- ZAB85
- ZAB85CP
- ZAB85SC

KEY FEATURES

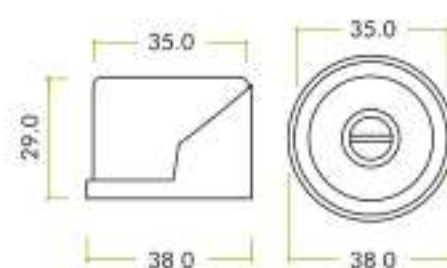
- 38mm dia.
- Floor mounted

FINISHES



POLISHED BRASS POLISHED CHROME SATIN CHROME

TECHNICAL



RELATED PRODUCTS



FBD PULL HANDLES
'D' PULL HANDLES
19MM – BRASS
(p130)



ZAS33
STAINLESS STEEL
PUSH PLATE
(p090)



ZAS34
STAINLESS STEEL
PULL PLATE
(p090)



ZSS SIGNAGE
STAINLESS STEEL
SYMBOL SIGNAGE
(p106-107)



ZAB86CP

ZAB86

Door stop - Domed


PRODUCT CODES

- ZAB86
- ZAB86CP
- ZAB86SC
- ZAB86FB

KEY FEATURES

- 31mm cylinder
- 35mm projection
- Floor mounted
- Concealed-fix

FINISHES



ZAB300

Portable door stop - 770g

PRODUCT CODES

- ZAB300SC

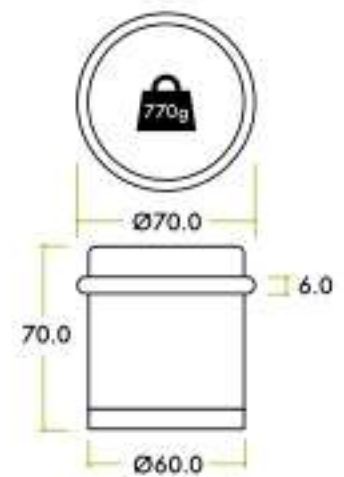
KEY FEATURES

- Portable door stop
- Non-slip rubber base
- Weight 770g
- 70mm (h) x 70mm (dia.)

FINISHES



TECHNICAL



RELATED PRODUCTS



ZAB07
CYLINDER DOOR
STOP - 70MM
(p170)



ZAB08
CYLINDER DOOR
STOP - 70MM
(p170)



ZAB301
PORTABLE DOOR
STOP - 1KG
(p169)



ZAB302
PORTABLE DOOR
STOP - 750G
(p169)



ZAB301

Portable door stop - 1kg

PRODUCT CODES

- ZAB301SC

KEY FEATURES

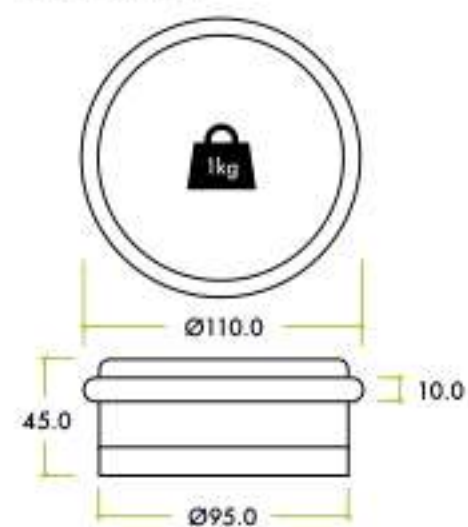
- Portable door stop
- Non-slip rubber base
- Weight 1kg
- 45mm (h) x 110mm (dia.)

FINISHES



SATIN CHROME

TECHNICAL



ZAB302

Portable door stop - 750g

PRODUCT CODES

- ZAB302SC

KEY FEATURES

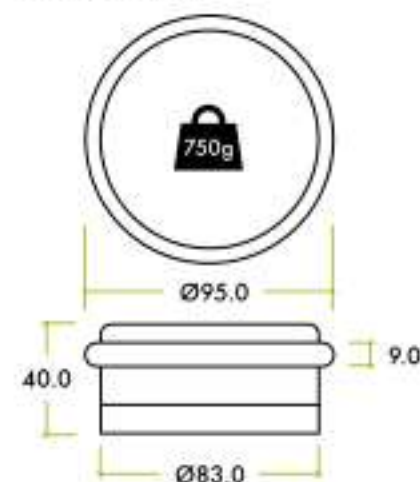
- Portable door stop
- Non-slip rubber base
- Weight 750g
- 40mm (h) x 95mm (dia.)

FINISHES



SATIN CHROME

TECHNICAL



RELATED PRODUCTS



ZAB09
CYLINDER DOOR
STOP - 80MM
(p171)



ZAB12
CYLINDER DOOR
STOP - 105MM
(p171)



ZAB86
DOOR STOP
DOMED
(p168)



ZAB300
PORTABLE DOOR
STOP - 770G
(p168)



ZAB07FB

ZAB07

Door stop - Cylinder with rose (70mm)

PRODUCT CODES

- ZAB07
- ZAB07CP
- ZAB07SC
- ZAB07FB

KEY FEATURES

- 70mm projection
- Concealed-fix

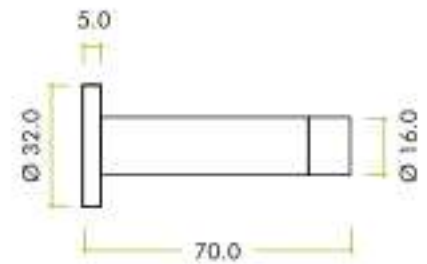
FINISHES



STANDARDS



TECHNICAL



ZAB07BSC

ZAB07B

Door stop - Cylinder with rose (76mm)

PRODUCT CODES

- ZAB07B
- ZAB07BCP
- ZAB07BSC

KEY FEATURES

- 76mm projection
- Face-fix

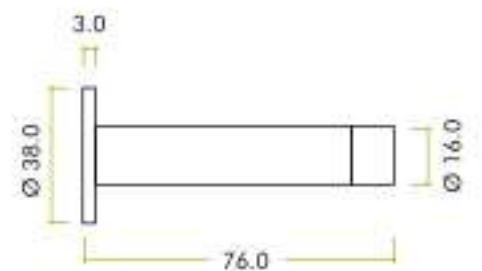
FINISHES



STANDARDS



TECHNICAL



ZAB08CP

ZAB08

Door stop - Cylinder without rose (70mm)

PRODUCT CODES

- ZAB08
- ZAB08CP
- ZAB08SC
- ZAB08FB

KEY FEATURES

- 70mm projection
- Concealed-fix


FINISHES



STANDARDS



TECHNICAL



RELATED PRODUCTS



VHP243
GRADE 11 BALL
BEARING HINGE
(p403)



ZH55243
GRADE 13 BALL
BEARING HINGE
(p414)



ZTLKA
TUBULAR
LATCHES
(p400)



ZDL7255/60
DIN EURO
SASH LOCK
(p361)



ZUKS64EP
EURO
SASH LOCK
(p376)



ZAB09CP

ZAB09

Door stop - Cylinder with rose (80mm)

PRODUCT CODES

- ZAB09
- ZAB09CP
- ZAB09SC
- ZAB09FB

KEY FEATURES

- 80mm projection
- Concealed-fix

FINISHES



STANDARDS



TECHNICAL



ZAB09B

ZAB09B

Door stop - Cylinder with rose (90mm)

PRODUCT CODES

- ZAB09B
- ZAB09BCP
- ZAB09BSC

KEY FEATURES

- 90mm projection
- Face-fix


FINISHES



STANDARDS



TECHNICAL



ZAB12FB

ZAB12

Door stop - Cylinder without rose (105mm)


PRODUCT CODES

- ZAB12
- ZAB12CP
- ZAB12SC
- ZAB12FB

KEY FEATURES

- 105mm projection
- Concealed-fix


FINISHES



STANDARDS



TECHNICAL



RELATED PRODUCTS



ZAS07
CYLINDER DOOR
STOP WITH ROSE
(p082)



ZA508B
CYLINDER DOOR
STOP WITHOUT ROSE
(p083)



ZA588
ROUND COLLARED
DOME TOP DOOR STOP
(p081)



ZA589
FLOOR MOUNTED
CONE DOOR STOP
(p081)



ZAB60



ZAB61CP



ZAB62SC



ZAB63



ZAB64CP



ZAB65SC

ZAB CABIN HOOKS

PRODUCT CODES

- | | | |
|--|--|---|
| <ul style="list-style-type: none"> • ZAB60 • ZAB60CP • ZAB60SC
75mm / 3"
Lightweight | <ul style="list-style-type: none"> • ZAB62 • ZAB62CP • ZAB62SC
150mm / 6"
Heavyweight | <ul style="list-style-type: none"> • ZAB64 • ZAB64CP • ZAB64SC
250mm / 10"
Heavyweight |
| <ul style="list-style-type: none"> • ZAB61 • ZAB61CP • ZAB61SC
100mm / 4"
Lightweight | <ul style="list-style-type: none"> • ZAB63 • ZAB63CP • ZAB63SC
200mm / 8"
Heavyweight | <ul style="list-style-type: none"> • ZAB65 • ZAB65CP • ZAB65SC
300mm / 12"
Heavyweight |

KEY FEATURES

- Silent pattern design
- Face-fixing
- Fixings included

FINISHES



RELATED PRODUCTS



ZAB15
HEAVY DUTY
DOOR CHAIN
(p174)




FB55/56/57/58
BARREL BOLTS – 30MM
(p139)



FB60/61/62/63/64/65
BARREL BOLTS – 38MM
(p141)



ZAB100
SURFACE
BOLT
(p173)



ZAB SURFACE BOLTS

PRODUCT CODES

- | | |
|---|--|
| <ul style="list-style-type: none"> • ZAB100A • ZAB100ACP • ZAB100ASC • ZAB100AFB <p>102mm cylinder:</p> | <ul style="list-style-type: none"> • ZAB100C • ZAB100CCP • ZAB100CSC • ZAB100CFB <p>202mm cylinder</p> |
| <ul style="list-style-type: none"> • ZAB100B • ZAB100BCP • ZAB100BSC • ZAB100BFB <p>150mm cylinder:</p> | |

KEY FEATURES

- Simple slide function
- Face-fixing
- Three keeps

FINISHES



RELATED PRODUCTS



ZAS01
STAINLESS STEEL
BARREL BOLTS – 41MM
(p098)



FB55/56/57/58
BARREL BOLTS – 30MM
(p139)



FB75/76/77/78/79
BARREL BOLTS – 50MM
(p143)



ZAB15

Heavy duty door chain

PRODUCT CODES

- ZAB15
- ZAB15CP
- ZAB15SC

KEY FEATURES

- 200mm chain length.

STANDARDS



FINISHES



ZAB30

Door viewer with glass lens

PRODUCT CODES

- ZAB30
- ZAB30CP
- ZAB30SC

KEY FEATURES

- 14mm dia.
- 180 degree angle of vision
- Suitable for 35–55mm doors

FINISHES



STANDARDS

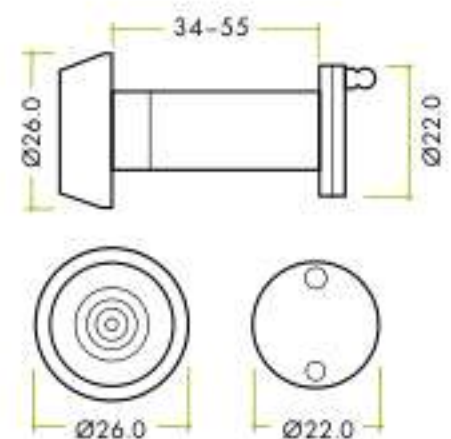


30 mins without graphite intumescent wrap



60 mins with graphite intumescent wrap

TECHNICAL



 To maintain compliance with the fire standard for this door viewer, it is recommended that you fit these with the ZIDV60G intumescent pack which can be found on page 323.

RELATED PRODUCTS





ZAB83

ZAB83

Victorian bow handle

PRODUCT CODES

- ZAB83
- ZAB83CP
- ZAB83SC

KEY FEATURES

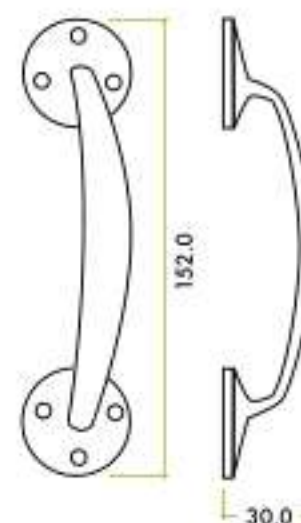
- 152mm / 6"

FINISHES



POLISHED BRASS POLISHED CHROME SATIN CHROME

TECHNICAL



ZAB70SC

ZAB70

Handrail bracket (Heavyweight)

PRODUCT CODES

- ZAB70
- ZAB70CP
- ZAB70SC

KEY FEATURES

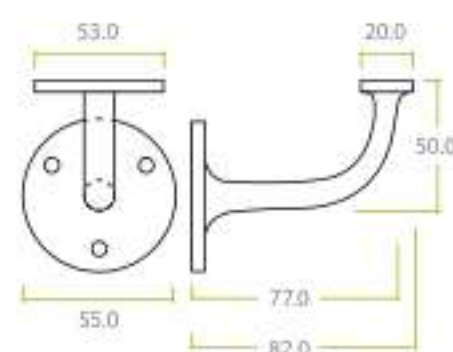
- 55mm rose dia.
- 82mm projection

FINISHES



POLISHED BRASS POLISHED CHROME SATIN CHROME

TECHNICAL



RELATED PRODUCTS



ZAS345S
STAINLESS STEEL
"PULL" PLATE
(p090)



ZAS30
STAINLESS STEEL
"PUSH" FINGER PLATES
(p090)



ZAS32R
STAINLESS STEEL
FINGER PLATES
(p091)



ZSS SIGNAGE
STAINLESS STEEL
SYMBOL SIGNAGE
(p106-107)



ZAB80CP

ZAB80

Hat & coat hook

PRODUCT CODES

- ZAB80
- ZAB80CP
- ZAB80SC

KEY FEATURES

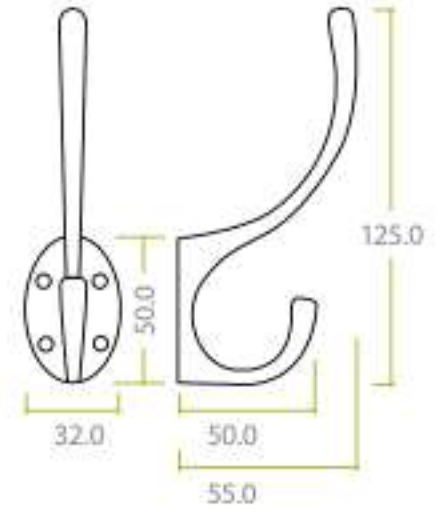
- Double hook
- 125mm / 5"
- Face-fix

FINISHES



POLISHED BRASS POLISHED CHROME SATIN CHROME

TECHNICAL



ZAB81

ZAB81

Single robe hook

PRODUCT CODES

- ZAB81
- ZAB81CP
- ZAB81SC

KEY FEATURES

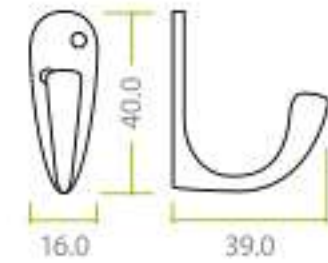
- Single hook
- 40mm
- Face-fix

FINISHES



POLISHED BRASS POLISHED CHROME SATIN CHROME

TECHNICAL



RELATED PRODUCTS



ZA572
SINGLE COAT
HOOK
(p093)



ZA573
HAT & COAT
HOOK
(p093)



ZA570
DOUBLE
ROBE HOOK
(p092)



ZA571
DOUBLE HAT
& COAT HOOK
(p092)



ZAB82SC

ZAB82

Double robe hook

PRODUCT CODES

- ZAB82
- ZAB82CP
- ZAB82SC

KEY FEATURES

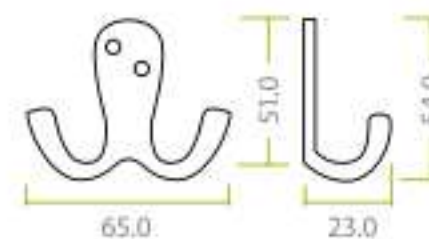
- Double hook
- 51mm
- Face-fix

FINISHES



POLISHED BRASS POLISHED CHROME SATIN CHROME

TECHNICAL



ZAB87

Under counter hook

PRODUCT CODES

- ZAB87FB

KEY FEATURES

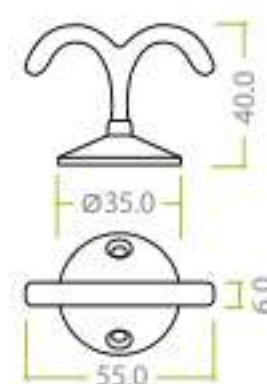
- Double hook
- 40 x 55mm
- Face-fix

FINISHES



FLORENTINE BRONZE

TECHNICAL



RELATED PRODUCTS



ZAB07
CYLINDER
DOOR STOP
(p170)



ZAB06B
OVAL
DOOR STOP
(p167)



ZDL7855/60
BATHROOM
DIN LOCK
(p362)



ZUKB64/76
BATHROOM LOCK
57MM C/C
(p380)



FB54
WC TURN
& RELEASE
(p122)



Finished in a satin anodised coating, the ZAA range is durable, highly resistant to corrosion and will not fade or peel over time.



As well as being cost effective, aluminium products save maintenance time and can be cleaned with soap and water.

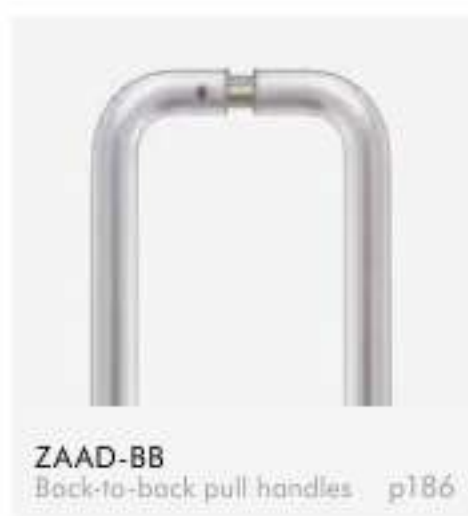




Aluminium is eco-friendly and is 100% recyclable. During the recycling process, aluminium retains all of its original properties making it ideal for future production use.

ZAA

Architectural aluminium

The ZAA range contains aluminium with a satin anodised finish. All levers are tested to BS EN 1906 Grade 3 & comply to the design requirement of BS8300.





3	7	-	B	1	5	0	B

BS EN 1906 : 2010 Grade 3

ZAA030

RTD lever - screw on rose (19mm)

PRODUCT CODES

- ZAA030SA

KEY FEATURES

- BS EN 1906 : 2010 Grade 3
- BS EN 1670 : 2007 Grade 5 (Corrosion)
- Tested to 200,000 cycles
- Complies to design requirements of BS8300
- 50 x 8mm round sprung rose
- Heso spindle
- Suitable for 35-54mm doors

FINISHES

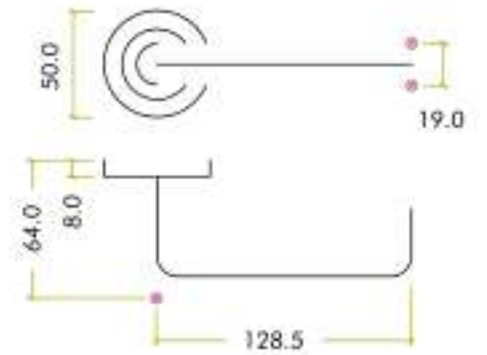


SATIN ALUMINIUM

STANDARDS



TECHNICAL



3	7	-	B	1	5	0	B

BS EN 1906 : 2010 Grade 3

ZAA080

RTD lever - screw on rose (22mm)

PRODUCT CODES

- ZAA080SA

KEY FEATURES

- BS EN 1906 : 2010 Grade 3
- BS EN 1670 : 2007 Grade 5 (Corrosion)
- Tested to 200,000 cycles
- Complies to design requirements of BS8300
- 50 x 8mm round sprung rose
- Heso spindle
- Suitable for 35-54mm doors

FINISHES

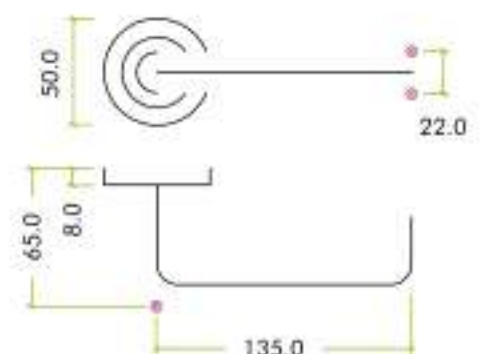


SATIN ALUMINIUM

STANDARDS



TECHNICAL



RELATED PRODUCTS



ZAA000
BLANK PROFILE
ESCUTCHEON
(p181)



ZAA001
EURO PROFILE
ESCUTCHEON
(p181)



ZAA002
STANDARD PROFILE
ESCUTCHEON
(p181)



ZAA003
OVAL PROFILE
ESCUTCHEON
(p181)



ZAA004
TURN & RELEASE
WITH INDICATOR
(p181)



ZAA000SA



ZAA001SA



ZAA002SA



ZAA003SA

ZAA ESCUTCHEONS

PRODUCT CODES

- ZAA000SA
Blank profile
- ZAA001SA
Euro profile
- ZAA002SA
Standard profile
- ZAA003SA
Oval profile

KEY FEATURES

- 50mm push on rose dia.

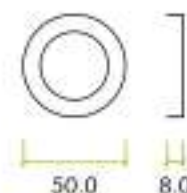
FINISHES



STANDARDS



TECHNICAL



ZAA004SA



ZAA004iSA



ZAA006iSA

ZAA TURN & RELEASE

PRODUCT CODES

- ZAA004SA
with 5mm spindle
- ZAA004iSA
with indicator & 5mm spindle
- ZAA006iSA
with disabled turn,
indicator & 5mm spindle

KEY FEATURES

- 50mm push on rose dia.

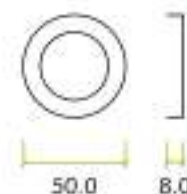
FINISHES



STANDARDS



TECHNICAL



RELATED PRODUCTS



V5EP405 - 75S
EURO SINGLE
CYLINDER
(p428)



V5EP60D - 100D
EURO DOUBLE
CYLINDER
(p429)



V5EP60CT - 100CT
EURO CYLINDER
& TURN
(p432)



V5OP60D/70D/80D
OVAL DOUBLE
CYLINDER
(p440)

ALTERNATIVE
PRODUCT
STAINLESS STEEL
FACILITY
INDICATOR
p030



ZAA100

Facility indicator

PRODUCT CODES

- ZAA100SA

KEY FEATURES

- Suitable for use with swing & sliding doors
- Reversible function
- 180 x 38mm cover plate

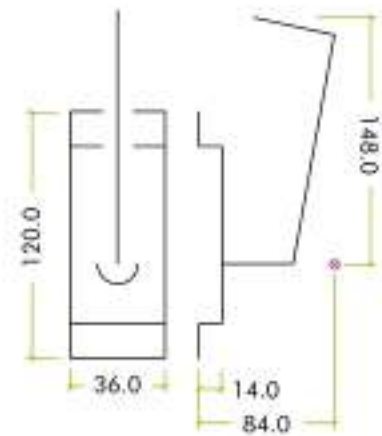
FINISHES



STANDARDS



TECHNICAL



RTD LEVERS ON BACKPLATE

PRODUCT CODES

- ZAA011SA
Lock backplate
- ZAA011EPSA
Euro backplate
- ZAA011OPSA
Oval backplate
- ZAA012SA
Latch backplate
- ZAA013SA
Bathroom backplate

KEY FEATURES

- BS EN 1906 : 2010 Grade 3
- 19mm lever dia.
- 47.5mm c/c (Euro)
- 48.5mm c/c (Oval)
- 57mm c/c (Lock & Bath')
- Complies with the design requirements of BS8300

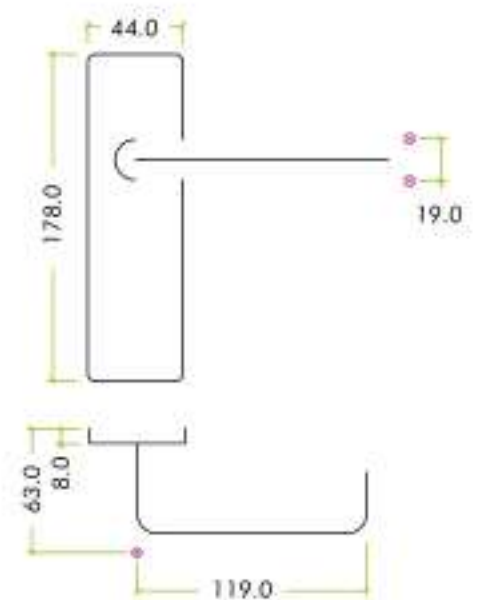
FINISHES



STANDARDS



TECHNICAL



4	7	-	1	1	4	0	B

BS EN 1906 : 2010 Grade 4

RELATED PRODUCTS



ZSA SIGNAGE
ALUMINIUM
FACILITY SIGNAGE
(p195)



ZUKH127 / ZUKH152
HORIZONTAL
LATCH
(p381)



ZH55243
GRADE 13 BALL
BEARING HINGE
(p414)



V5EP405 - 705
EURO SINGLE
CYLINDER
(p428)



4	7	-	1	1	4	0	B

BS EN 1906 : 2010 Grade 4

ZAAIP

RTD lever on ZAA inner plate

PRODUCT CODES

- ZAAIP

KEY FEATURES

- BS EN 1906 : Grade 3
- Complies with the design requirements of BS8300
- 42 x 176mm
- 44 x 178mm – inc. cover plate
- 19mm lever dia.

FINISHES

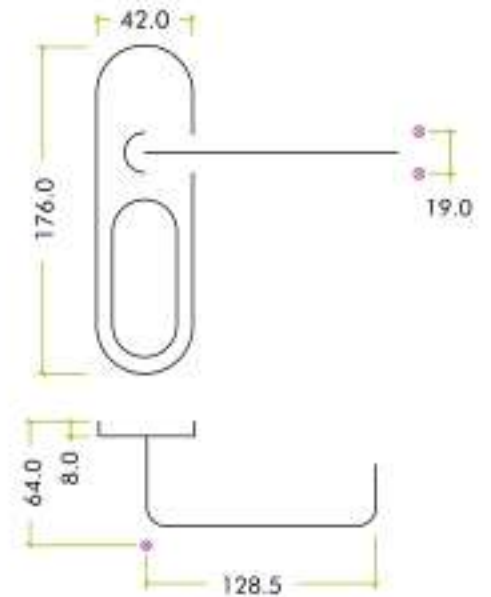


SATIN ALUMINIUM

STANDARDS



TECHNICAL



ZAAIP COVER PLATES

Suitable for ZAAIP



ZAA1SA

4	7	-	1	1	4	0	B

BS EN 1906 : 2010 Grade 4

PRODUCT CODES

- ZAA1SA
Lock cover plate
- ZAA1EPSA
Euro cover plate
- ZAA1OPSA
Oval cover plate
- ZAA2SA
Latch cover plate
- ZAA3SA
Bathroom cover plate
- ZAA1EPSA72
Euro lock cover plate (72mm c/c)
- ZAA3SA78
Bathroom cover plate (78mm c/c)

FINISHES



SATIN ALUMINIUM

KEY FEATURES

- For use with ZAAIP
- 44 x 178mm
- 57mm c/c (Standard)
- 47.5mm c/c (Euro)
- 48.5mm c/c (Oval)
- 72mm c/c (DIN Euro)
- 78mm c/c (DIN Bath)

STANDARDS



TECHNICAL



RELATED PRODUCTS



ZDL7855/60
BATHROOM
DIN LOCK
(p362)



ZDL7255/60
EURO SASH
DIN LOCK
(p361)



VSEP60D - 100D
EURO DOUBLE
CYLINDER
(p429)



ZUKB64/76
BATHROOM LOCK
57MM C/C
(p380)



ZUKU64
UPRIGHT
LATCH
(p380)



ZAA60

Door stop - Oval

PRODUCT CODES

- ZAA60SA

KEY FEATURES

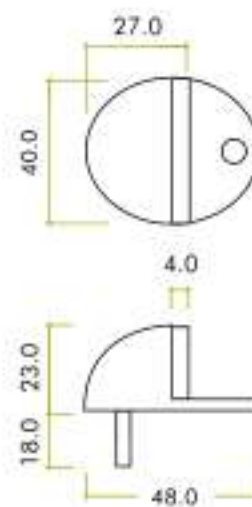
- 40 x 48mm dia.
- 23mm projection
- Locating pin
- Floor mounted
- Face-fix

FINISHES



SATIN ALUMINIUM

TECHNICAL



ZAA61

Door stop - Cylinder without rose

PRODUCT CODES

- ZAA61SA

KEY FEATURES


- 19mm cylinder dia.
- 75mm cylinder projection
- Floor mounted

FINISHES



SATIN ALUMINIUM

TECHNICAL



RELATED PRODUCTS



ZSA SIGNAGE
ALUMINIUM
FACILITY SIGNAGE
(p195)



ZDL7855/60
BATHROOM
DIN LOCK
(p362)



ZDL7255/60
EURO SASH
DIN LOCK
(p361)



VSEP405 - 70
EURO SINGLE
CYLINDER
(p428)



VSEP60D - 100D
EURO DOUBLE
CYLINDER
(p429)



ZAA03RSA

ZAA LEVER ACTION FLUSH BOLTS

PRODUCT CODES

- ZAA02SA
19 x 152mm
- ZAA03SA
- ZAA03RSA
19 x 203mm

KEY FEATURES

- ZAA03 available in both square & radius profiles
- 11mm dia. bolt
- 15mm throw

FINISHES

SATIN
ALUMINIUM

ZAA40CSA

ZAA FINGER PLATES

PRODUCT CODES

- ZAA40ASA
75 x 300mm
- ZAA40BSA
75 x 350mm
- ZAA40CSA
75 x 475mm
- ZAA40DSA
75 x 650mm

STANDARDS



FINISHES

SATIN
ALUMINIUM

RELATED PRODUCTS



ZAAD PULL HANDLE
ALUMINIUM
'D' PULL HANDLE
(p187)



ZUKB64/76
BATHROOM LOCK
57MM C/C
(p380)



ZUKU64
UPRIGHT
LATCH
(p380)



ZUKS564
5 LEVER
SASH LOCK
(p375)



ZUKS64EP
EURO
SASH LOCK
(p376)

ZAAD PULL HANDLES WITH BACK TO BACK FIXINGS

'D' pull handle

PRODUCT CODES

- ZAAD150BSABB
19 x 150mm
- ZAAD225BSABB
19 x 225mm
- ZAAD300BSABB
19 x 300mm
- ZAAD425BSABB
19 x 425mm
- ZAAD600BSABB
19 x 600mm
- ZAAD300CSABB
22 x 300mm
- ZAAD425CSABB
22 x 425mm

KEY FEATURES

- 19mm dia. (B)
- 22mm dia. (C)

STANDARDS



FINISHES



SATIN ALUMINIUM

FOR FULL DIMENSIONS TAKE A LOOK AT OUR PULL HANDLE GUIDE p054



BACK-TO-BACK FIXINGS



RELATED PRODUCTS



ZAA40
FINGER PLATE
(p185)



ZAA60
OVAL ALUMINIUM DOOR STOP
(p184)



ZAA61
ALUMINIUM CYLINDER DOOR STOP - 75MM
(p184)



ZSA SIGNAGE
ALUMINIUM DOOR SIGNAGE
(p195)



ZAAD PULL HANDLES

'D' pull handle

PRODUCT CODES

- ZAAD150BSA
19 x 150mm
- ZAAD225BSA
19 x 225mm
- ZAAD300BSA
19 x 300mm
- ZAAD425BSA
19 x 425mm
- ZAAD600BSA
19 x 600mm
- ZAAD300CSA
22 x 300mm
- ZAAD425CSA
22 x 425mm

KEY FEATURES

- 19mm dia. (B)
- 22mm dia. (C)

STANDARDS



FINISHES



SATIN ALUMINIUM

ADDITIONAL ACCESSORIES FOR ZAA RANGE



ZRPO5SA
ROSE PACK – 2 X PUSH ON ROSES - SUITABLE FOR ALUMINIUM 19MM AND 22MM PULL HANDLES



ZFP06
SPARE FIXING PACK SUITABLE FOR 19 AND 22MM PULL HANDLES – M8 X 65MM



ZFP09
SPARE FIXING PACK SUITABLE FOR 19 AND 22MM PULL HANDLES – M8 X 90MM



M6X6ZP
M6 X 6MM SKT SET (GRUB) SCREW ZAA



SP23SA
SPARE ZAA OUTER SCREW ON ROSE COVER - PAIRS



ZFP05
SPARE FIXING PACK - SUITABLE FOR ZAA LEVERS ON ROUND ROSE



ZFP08
SPARE FIXING PACK - SUITABLE FOR ZAA LEVERS ON BACKPLATE



SP23
SPARE SPINDLE - 8MM X 8MM X 100MM LONG



SP24
SPARE SPINDLE - 8MM X 8MM X 110MM LONG



SP25
SPARE SPINDLE - 5MM X 5MM X 65MM LONG



ZBBF225A
22MM BACK TO BACK FIXING PACK - SUITABLE FOR ALUMINIUM PULL HANDLES



As well as being cost effective, aluminium products save maintenance time and can be cleaned with soap and water.



Solid aluminium levers supplied with a 52mm diameter sprung push on rose assembly.



Aluminium is eco-friendly and is 100% recyclable. During the recycling process, aluminium retains all of its original properties making it ideal for future production use.

ZCA

Contract aluminium

The ZCA range is a collection of contract aluminium levers on both rose and face fixed backplates. A range of escutcheons and pull handles are also available.



ZCA030
RTD lever (19mm) p190



ZCA000/001/002/003
Escutcheons p190



ZCA004i/007i
Turn & release p191



ZCA21/21EP/21OP/22/23
Lever on backplate p191



ZCAD
Pull handles p192



ZCA030

RTD lever - Push on rose

PRODUCT CODES

- ZCA030SA

KEY FEATURES

- Complies to design requirements of BS8300
- 52 x 8mm round sprung rose
- Suitable for 35-54mm doors

FINISHES

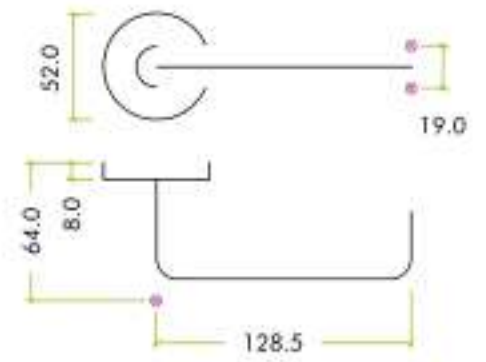


SATIN ALUMINIUM

STANDARDS



TECHNICAL



ZCA000SA



ZCA001SA



ZCA002SA



ZCA003SA

ZCA ESCUTCHEONS

Push on rose

PRODUCT CODES

- ZCA000SA
Blank profile
- ZCA001SA
Euro profile
- ZCA002SA
Standard profile
- ZCA003SA
Oval profile

KEY FEATURES

- 52mm push on rose dia.

FINISHES

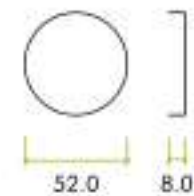


SATIN ALUMINIUM

STANDARDS



TECHNICAL



RELATED PRODUCTS



ZAA60
OVAL ALUMINIUM
DOOR STOP
(p184)



ZAA61
ALUMINIUM CYLINDER
DOOR STOP
(p184)



V5EP60D - 100D
EURO DOUBLE
CYLINDER
(p429)



V5OP60D / 70D / 80D
OVAL DOUBLE
CYLINDER
(p440)



ZCA004iSA



ZCA007iSA

ZCA TURN & RELEASES

Push on rose

PRODUCT CODES

- ZCA004iSA
with indicator & 5mm spindle
- ZCA007iSA
with disabled turn,
indicator & 5mm spindle

KEY FEATURES

- 52mm push on rose dia.

FINISHES

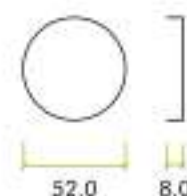


SATIN
ALUMINIUM

STANDARDS



TECHNICAL



ZCA21SA

PRODUCT CODES

- ZCA21SA
Lever on lock backplate
- ZCA21EPSA
Lever on euro backplate
- ZCA21OPSA
Lever on oval backplate
- ZCA22SA
Lever on latch backplate
- ZCA23SA
Lever on bathroom /
privacy backplate

KEY FEATURES

- Lever circlip fixed to backplate
- 47.5mm c/c (Euro)
- 48.5mm c/c (Oval)
- 57mm c/c (Lock & Privacy)

FINISHES



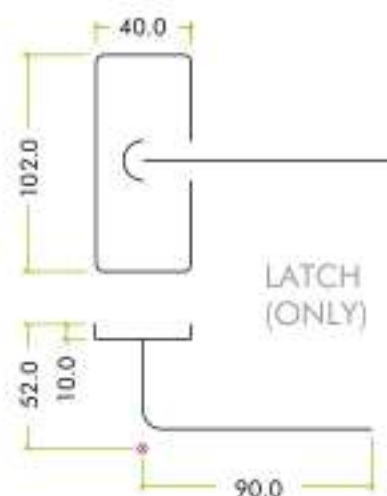
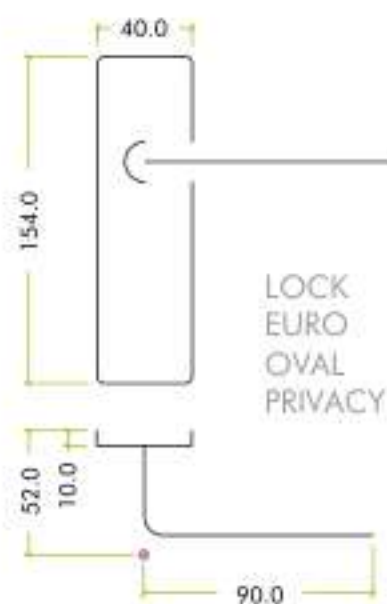
SATIN
ALUMINIUM

LEVERS ON BACKPLATE

STANDARDS



TECHNICAL



RELATED PRODUCTS



ZSA SIGNAGE
ALUMINIUM
DOOR SIGNAGE
(p195)



ZSC64EP
EURO CONTRACT
SASH LOCK
(p390)



ZSC364/376
3 LEVER CONTRACT
SASH LOCK
(p390)



ZCAD PULL HANDLES

'D' pull handle

PRODUCT CODES

- ZCAD225BSA
19 x 225mm
- ZCAD300BSA
19 x 300mm

KEY FEATURES

- 19mm dia.

STANDARDS



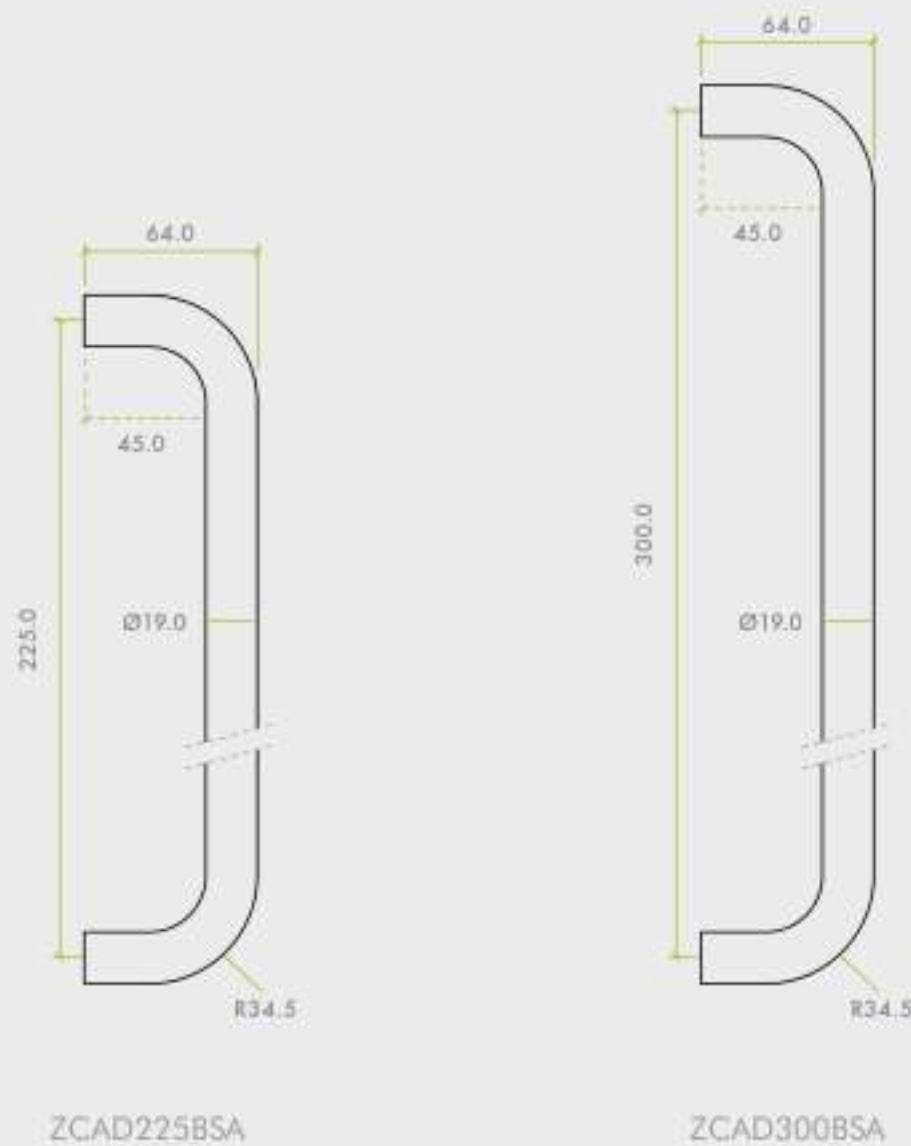
FINISHES



SATIN ALUMINIUM

PULL HANDLE DIMENSION GUIDE

ZCA 'D' PULL HANDLE



ADDITIONAL ACCESSORIES



ZRP04SA
ROSE PACK - 2 X PUSH ON
ROSES - SUITABLE FOR ALUMINIUM
19MM AND 22MM PULL HANDLES



ZFP06
SPARE FIXING PACK
SUITABLE FOR 19 AND 22MM
PULL HANDLES - M8 X 65MM



ZFP09
SPARE FIXING PACK
SUITABLE FOR 19 AND 22MM
PULL HANDLES - M8 X 90MM

The Foxcote Foundries
black antique range covers
a wide range of door
furniture and window
fittings all available
in a traditional
black finish.



Foxcote Foundries
Decorative Castings



As well as being cost effective, aluminium products save maintenance time and can be cleaned with soap and water.



All ZSA signage has been certified to BS EN 1634-1 for use on 30 and 60 minute fire door sets.



Aluminium is eco-friendly and is 100% recyclable. During the recycling process, aluminium retains all of its original properties making it ideal for future production use.



ZSA SIGNAGE

PRODUCT CODES

- ZSA01SA
Male sex symbol
- ZSA02SA
Female sex symbol
- ZSA03SA
Unisex sex symbol
- ZSA04SA
Shower symbol
- ZSA07SA
Disabled facilities symbol
- ZSA08SA
Baby change symbol
- ZSA09SA
"Fire door keep shut"
- ZSA10SA
"Fire door keep locked"
- ZSA11SA
"Fire door keep clear"
- ZSA12SA
"Automatic fire door keep clear"

KEY FEATURES

- 76mm dia.

STANDARDS



FINISHES




SATIN
ALUMINIUM



A selection of 17 classic and contemporary designer levers on rose, available in a variety of finishes suitable for any style of interior design projects.



The ZPZ levers are built on a zinc die-cast inner rose, come with a sprung assembly and 50mm diameter screw on rose cover.



A selection of levers are now available in four amazing new finishes:



Oscuro matt black



Etna bronze



Favo satin brass



Tuscan rose gold

See page 213 for more information on these finishes.

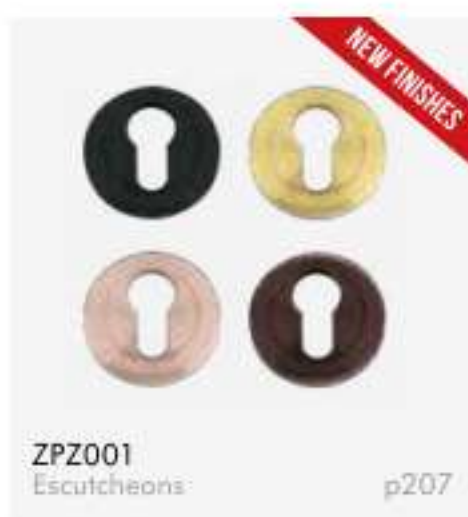


All ZPZ levers and accessories are fully certified to BS EN 1634-1 for use on 30 and 60 minute fire doors.

STANZA

ARCHITECTURAL HARDWARE

A range of designer zinc levers on screw on roses and backplates. Available in a variety of finishes suitable for any style of interior design projects.

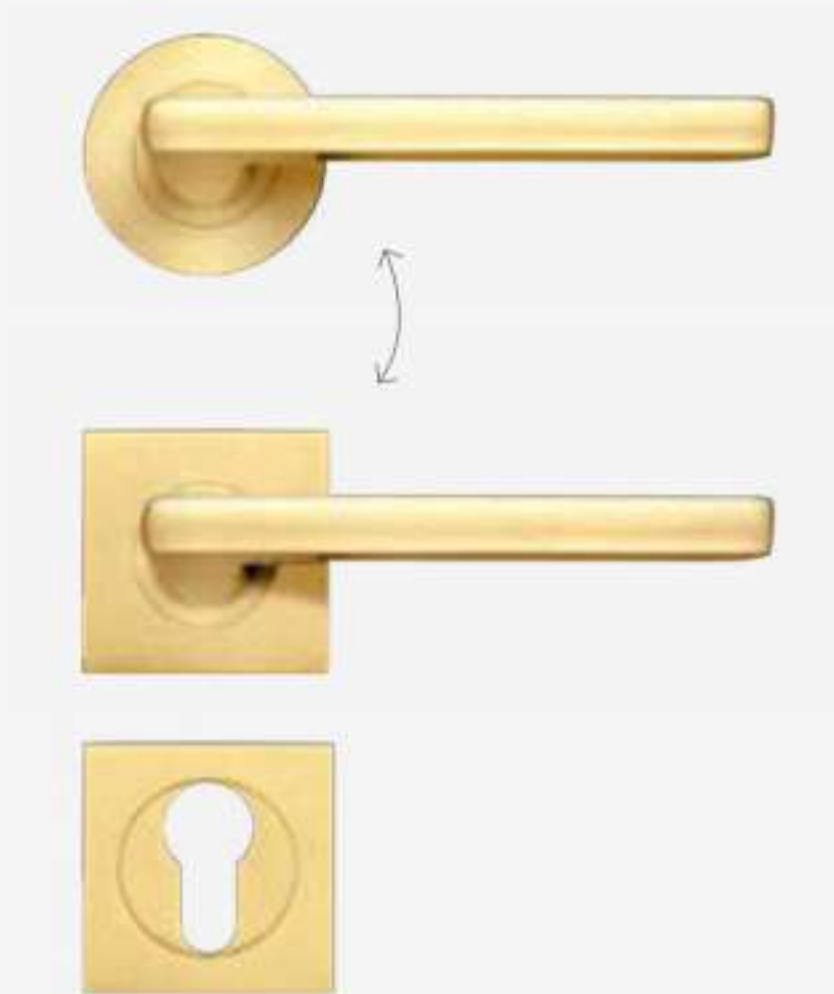




SQUARE ROSE CUSTOMISATION



Change the look and feel of a lever on round rose and turn and release to a new modern square rose design by using our spare rose packs.



A WIDE RANGE OF ZPZ LEVERS ON ROUND ROSE ARE CUSTOMISABLE TO MAKE A SQUARE ROSE VERSION

PLEASE NOTE: SQUARE ROSE PACKS ARE NOT AVAILABLE FOR ANY PN, SN OR FB FINISHES AND THEY ARE NOT COMPATIBLE WITH THE FOLLOWING LEVERS: ZPZ030PNSS, ZPZ100SCCP, ZPZ110, ZPZ210, ZPZ240.



ZPZ010FB

ZPZ010

Assisi lever - Screw on rose

PRODUCT CODES

- ZPZ010CP
- ZPZ010SC
- ZPZ010FB
- ZPZ010SN
- ZPZ010PN

KEY FEATURES

- 50 x 8mm round sprung rose
- Bolt through fixings included
- Suitable for 35-54mm doors

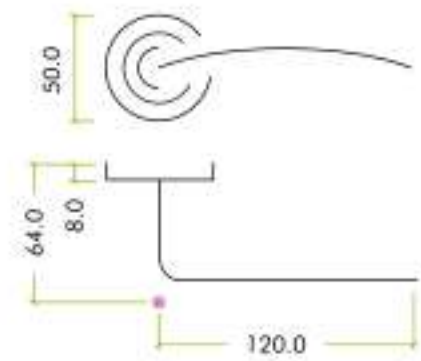
FINISHES



STANDARDS



TECHNICAL



ZPZ020PN

ZPZ020

Florence lever - Screw on rose

PRODUCT CODES

- ZPZ020CP
- ZPZ020SC
- ZPZ020SN
- ZPZ020PN

KEY FEATURES

- 50 x 8mm round sprung rose
- Bolt through fixings included
- Suitable for 35-54mm doors

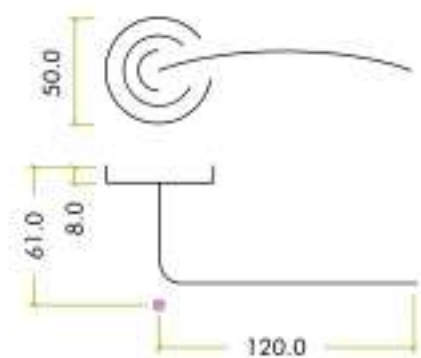
FINISHES



STANDARDS



TECHNICAL



RELATED PRODUCTS



STANZA

DESIGNER LEVERS & ACCESSORIES



ZPZ030-FSB

ZPZ030

Milan lever – Screw on rose

PRODUCT CODES

- ZPZ030CPSS
- ZPZ030CPMB
- ZPZ030PNSS
- ZPZ030-OMB
- ZPZ030-ETB
- ZPZ030-FSB
- ZPZ030-TRG

KEY FEATURES

- 50 x 8mm round sprung rose
- Bolt through fixings included
- Suitable for 35-54mm doors

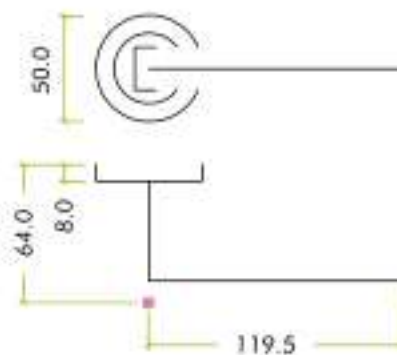
FINISHES



STANDARDS



TECHNICAL



ZPZ050-ETB

ZPZ050

Siena lever – Screw on rose

PRODUCT CODES

- ZPZ050CP
- ZPZ050SC
- ZPZ050FB
- ZPZ050-OMB
- ZPZ050-ETB
- ZPZ050-FSB
- ZPZ050-TRG

KEY FEATURES

- 50 x 8mm round sprung rose
- Bolt through fixings included
- Suitable for 35-54mm doors

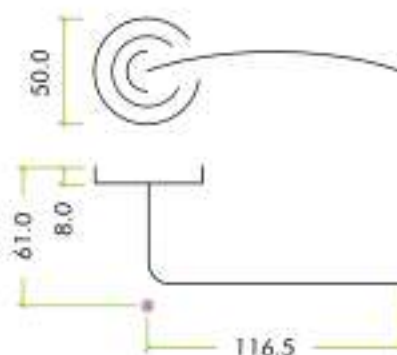
FINISHES



STANDARDS



TECHNICAL



ADDITIONAL ACCESSORIES



ZF02CP / ZF02SC
SPARE FIXING PACK
SUITABLE FOR ZPZ LEVERS
ON ROSE AND BACKPLATE



SP23
SPARE SPINDLE
8MM X 8MM X
100MM LONG



SP24
SPARE SPINDLE
8MM X 8MM X
110MM LONG



SP25
SPARE SPINDLE
5MM X 5MM X
65MM LONG



ZPZ060CP

ZPZ060

Verona lever - Screw on rose

PRODUCT CODES

- ZPZ060CP
- ZPZ060SC

KEY FEATURES

- 50 x 8mm round sprung rose
- Bolt through fixings included
- Suitable for 35-54mm doors

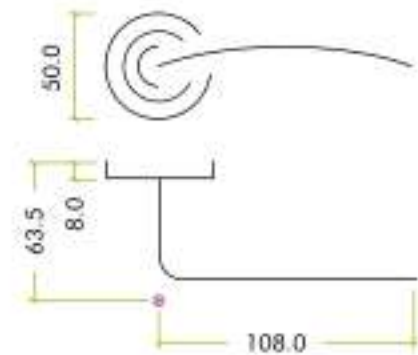
FINISHES



STANDARDS



TECHNICAL



A WIDE RANGE OF ZPZ LEVERS ON ROUND ROSE ARE CUSTOMISABLE TO MAKE A SQUARE ROSE VERSION

SQUARE ROSE PACKS ARE NOT AVAILABLE FOR ANY PN, SN OR FB FINISHES AND THEY ARE NOT COMPATIBLE WITH THE FOLLOWING LEVERS: ZPZ030PNSS, ZPZ100SCCP, ZPZ110, ZPZ210, ZPZ240.



ZPZ070-FSB



ZPZ070

Venice lever - Screw on rose

PRODUCT CODES

- ZPZ070CP
- ZPZ070SC
- ZPZ070SCCP
- ZPZ070PNSN
- ZPZ070-OMB
- ZPZ070-ETB
- ZPZ070-FSB
- ZPZ070-TRG

KEY FEATURES

- 50 x 8mm round sprung rose
- Bolt through fixings included
- Suitable for 35-54mm doors

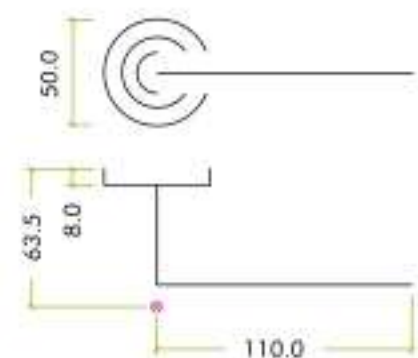
FINISHES



STANDARDS



TECHNICAL



RELATED PRODUCTS



ZPZ001
EURO PROFILE
ESCUTCHEON
(p207)



ZPZ002
STANDARD PROFILE
ESCUTCHEON
(p207)



ZPZ004
ROUND ROSE
TURN & RELEASE
(p208)



ZPZ5Q004
SQUARE ROSE
TURN & RELEASE
(p210)

STANZA

DESIGNER LEVERS & ACCESSORIES



ZPZ080-OMB

ZPZ080

Amalfi lever - Screw on rose

PRODUCT CODES

- ZPZ080CP
- ZPZ080SC
- ZPZ080SCCP
- ZPZ080PNSN
- ZPZ080-OMB
- ZPZ080-ETB
- ZPZ080-FSB
- ZPZ080-TRG

KEY FEATURES

- 50 x 8mm round sprung rose
- Bolt through fixings included
- Suitable for 35-54mm doors

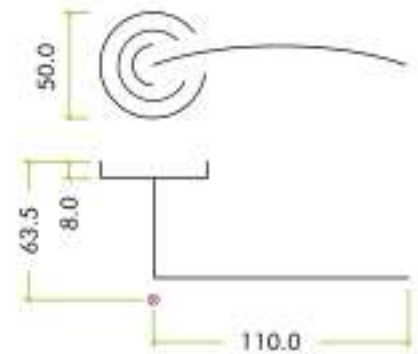
FINISHES



STANDARDS



TECHNICAL



ZPZ090-TRG

ZPZ090

Lucca lever - Screw on rose

PRODUCT CODES

- ZPZ090CP
- ZPZ090SC
- ZPZ090-OMB
- ZPZ090-ETB
- ZPZ090-FSB
- ZPZ090-TRG

KEY FEATURES

- 50 x 8mm round sprung rose
- Bolt through fixings included
- Suitable for 35-54mm doors

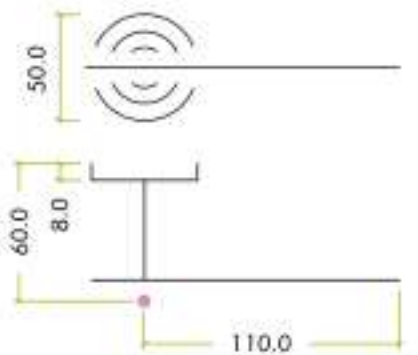
FINISHES



STANDARDS



TECHNICAL



ADDITIONAL ACCESSORIES



ZFPO2CP / ZFPO2SC
SPARE FIXING PACK
SUITABLE FOR ZPZ LEVERS
ON ROSE AND BACKPLATE



SP23
SPARE SPINDLE
8MM X 8MM X
100MM LONG



SP24
SPARE SPINDLE
8MM X 8MM X
110MM LONG



SP25
SPARE SPINDLE
5MM X 5MM X
65MM LONG



ZPZ100-ETB

ZPZ100

Adria lever – Screw on rose

PRODUCT CODES

- ZPZ100SCCP
- ZPZ100-OMB
- ZPZ100-ETB
- ZPZ100-FSB
- ZPZ100-TRG

KEY FEATURES

- 50 x 8mm round sprung rose
- Bolt through fixings included
- Suitable for 35-54mm doors

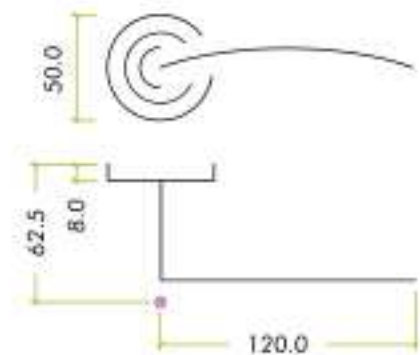
FINISHES



STANDARDS



TECHNICAL



A WIDE RANGE OF ZPZ LEVERS ON ROUND ROSE ARE CUSTOMISABLE TO MAKE A SQUARE ROSE VERSION

SQUARE ROSE PACKS ARE NOT AVAILABLE FOR ANY PN, SN OR FB FINISHES AND THEY ARE NOT COMPATIBLE WITH THE FOLLOWING LEVERS: ZPZ030PNSS, ZPZ100SCCP, ZPZ110, ZPZ210, ZPZ240.



ZPZ110

Atlanta lever – Screw on rose

PRODUCT CODES

- ZPZ110CPSN

KEY FEATURES

- 50 x 8mm round sprung rose
- Bolt through fixings included
- Suitable for 35-54mm doors

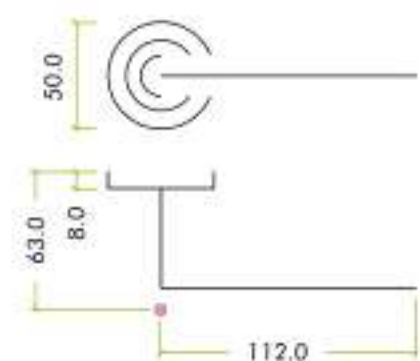
FINISHES



STANDARDS



TECHNICAL



RELATED PRODUCTS



ZPZ5Q001
EURO PROFILE
ESCUTCHEON
(p209)



ZPZ5QSR
SPARE SQUARE
ROSE PACK
(p211)



ZPZ004
TURN & RELEASE
(p208)



ZTLKA64 /76
TUBULAR
LATCH
(p400)

STANZA

DESIGNER LEVERS & ACCESSORIES



ZPZ120-FSB

ZPZ120

Venus lever - Screw on rose

PRODUCT CODES

- ZPZ120CPSS
- ZPZ120-OMB
- ZPZ120-ETB
- ZPZ120-FSB
- ZPZ120-TRG

KEY FEATURES

- 50 x 8mm round sprung rose
- Bolt through fixings included
- Suitable for 35-54mm doors

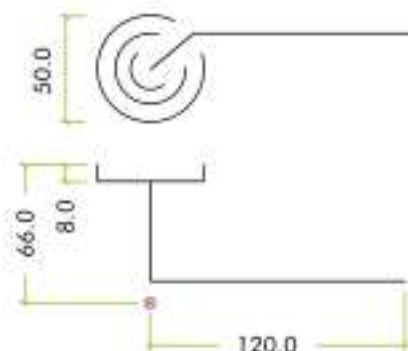
FINISHES



STANDARDS



TECHNICAL



ZPZ

A WIDE RANGE OF ZPZ LEVERS ON ROUND ROSE ARE CUSTOMISABLE TO MAKE A SQUARE ROSE VERSION

SQUARE ROSE PACKS ARE NOT AVAILABLE FOR ANY PN, SN OR FB FINISHES AND THEY ARE NOT COMPATIBLE WITH THE FOLLOWING LEVERS: ZPZ030PNSS, ZPZ100SCCP, ZPZ110, ZPZ210, ZPZ240.



ZPZ130

Saturn lever - Screw on rose

PRODUCT CODES

- ZPZ130SCCP

KEY FEATURES

- 50 x 8mm round sprung rose
- Bolt through fixings included
- Suitable for 35-54mm doors

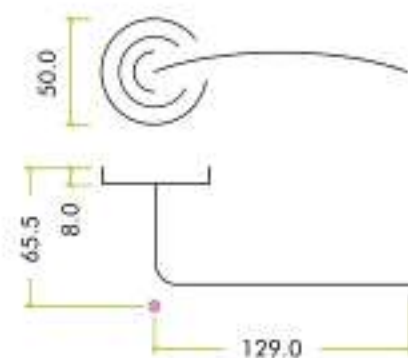
FINISHES



STANDARDS



TECHNICAL



ADDITIONAL ACCESSORIES



ZFP02CP / ZFP02SC
SPARE FIXING PACK
SUITABLE FOR ZPZ LEVERS
ON ROSE AND BACKPLATE



SP23
SPARE SPINDLE
8MM X 8MM X
100MM LONG



SP24
SPARE SPINDLE
8MM X 8MM X
110MM LONG



SP25
SPARE SPINDLE
5MM X 5MM X
65MM LONG

204



ZPZ140-OMB

ZPZ140

Olympus lever – Screw on rose

PRODUCT CODES

- ZPZ140SCCP
- ZPZ140-OMB
- ZPZ140-ETB
- ZPZ140-FSB
- ZPZ140-TRG

KEY FEATURES

- 50 x 8mm round sprung rose
- Bolt through fixings included
- Suitable for 35-54mm doors


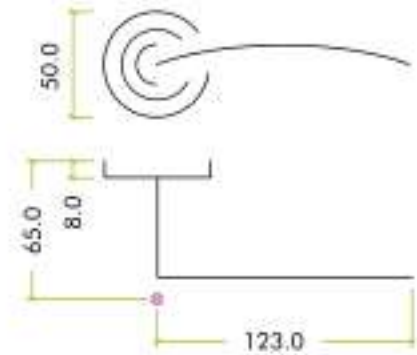
FINISHES



STANDARDS



TECHNICAL



ZPZ170

Luna lever – Screw on rose

PRODUCT CODES

- ZPZ170CPSS

KEY FEATURES

- 50 x 8mm round sprung rose
- Bolt through fixings included
- Suitable for 35-54mm doors

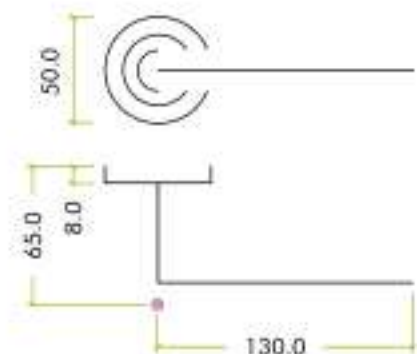
FINISHES



STANDARDS



TECHNICAL



RELATED PRODUCTS



ZPZ001
EURO PROFILE
ESCUTCHEON
(p207)



ZPZ002
STANDARD PROFILE
ESCUTCHEON
(p207)



ZPZ004
TURN & RELEASE
(p208)



ZPZ5R
SPARE ZPZ
ROSE PACK
(p208)

STANZA

DESIGNER LEVERS & ACCESSORIES



ZPZ210

Vesta lever – Screw on rose

PRODUCT CODES

- ZPZ210CP

KEY FEATURES

- 50 x 8mm round sprung rose
- Bolt through fixings included
- Suitable for 35-54mm doors

FINISHES

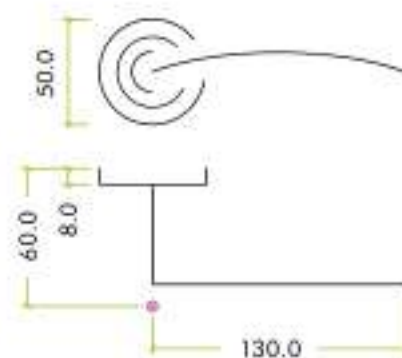


POLISHED
CHROME

STANDARDS



TECHNICAL



ZPZ



ZPZ230

Asti lever – Screw on rose

PRODUCT CODES

- ZPZ230FB

KEY FEATURES

- 50 x 8mm round sprung rose
- Bolt through fixings included
- Suitable for 35-54mm doors

FINISHES

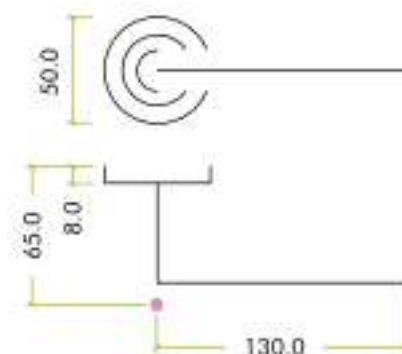


FLORENTINE
BRONZE

STANDARDS



TECHNICAL



ADDITIONAL ACCESSORIES



ZFP02CP / ZFP02SC
SPARE FIXING PACK
SUITABLE FOR ZPZ LEVERS
ON ROSE AND BACKPLATE



SP23
SPARE SPINDLE
8MM X 8MM X
100MM LONG



SP24
SPARE SPINDLE
8MM X 8MM X
110MM LONG



SP25
SPARE SPINDLE
5MM X 5MM X
65MM LONG

206



ZPZ240FB

ZPZ240

Vesta lever – Screw on rose

PRODUCT CODES

- ZPZ240CP
- ZPZ240SC
- ZPZ240FB

KEY FEATURES

- 50 x 8mm round sprung rose
- Bolt through fixings included
- Suitable for 35-54mm doors

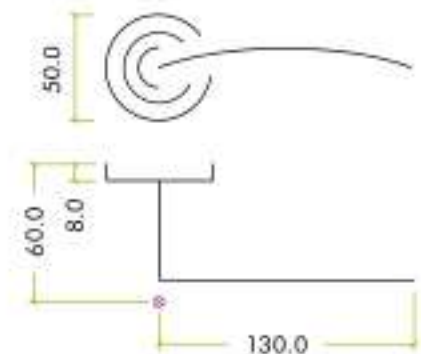
FINISHES



STANDARDS



TECHNICAL



ZPZ001CP



ZPZ002PN



ZPZ001-OMB



ZPZ002-TRG



ZPZ001-FSB



ZPZ002-ETB

ZPZ ESCUTCHEONS

Screw on rose

PRODUCT CODES

- ZPZ001CP
- ZPZ001SC
- ZPZ001FB
- ZPZ001SN
- ZPZ001PN
- ZPZ001-OMB
- ZPZ001-ETB
- ZPZ001-FSB
- ZPZ001-TRG

Euro profile

- ZPZ002CP
- ZPZ002SC
- ZPZ002FB
- ZPZ002SN
- ZPZ002PN
- ZPZ002-OMB
- ZPZ002-ETB
- ZPZ002-FSB
- ZPZ002-TRG

Standard profile

KEY FEATURES

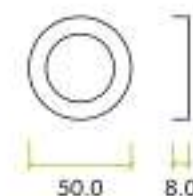
- 50mm screw on rose dia.
- Fixing screws supplied



STANDARDS



TECHNICAL



FINISHES



RELATED PRODUCTS



ZPZ5Q001
EURO PROFILE
ESCUTCHEON
(p209)



ZPZ5QSR
SPARE SQUARE
ROSE PACK
(p211)



ZPZ004
TURN & RELEASE
(p208)



ZTLKA64/76
TUBULAR
LATCH
(p400)

STANZA

DESIGNER LEVERS & ACCESSORIES



ZPZ004CP



ZPZ004-FSB



ZPZ004-ETB

ZPZ TURN & RELEASE

Screw on rose

PRODUCT CODES

- ZPZ004CP
- ZPZ004SC
- ZPZ004FB
- ZPZ004SN
- ZPZ004PN
- ZPZ004-OMB
- ZPZ004-ETB
- ZPZ004-FSB
- ZPZ004-TRG

Turn & release
with 5mm spindle

KEY FEATURES

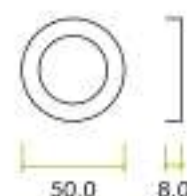
- 50mm screw on rose dia.
- Fixing screws supplied



STANDARDS



TECHNICAL



FINISHES



ZPZSRCP



ZPZSR-OMB



ZPZSR-TRG



ZPZSR-FSB

ZPZ SPARE ROSE PACK LEVER ON ROSE

Screw on rose

PRODUCT CODES

- ZPZSRCP
- ZPZSRSC
- ZPZSR-OMB
- ZPZSR-ETB
- ZPZSR-FSB
- ZPZSR-TRG

KEY FEATURES

- 50mm screw on rose dia.
- Supplied in pairs
- Suitable for replacing or customising the rose on a ZPZ lever



TECHNICAL



FINISHES



RELATED PRODUCTS



V5EP40S - 70S
EURO SINGLE
CYLINDER
(p428)



V5EP60D - 100D
EURO DOUBLE
CYLINDER
(p429)



V5EP60CT - 100CT
EURO CYLINDER
& TURN
(p432)



V5EP60TT - 80TT
DOUBLE TURN
CYLINDER
(p433)



ZPZSRT-ETB



ZPZSRT-TRG



ZPZSRT-SC



ZPZSRT-FSB

ZPZ SPARE ROSE PACK TURN & RELEASE

Screw on rose

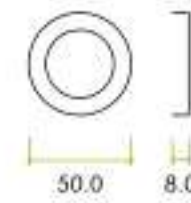
PRODUCT CODES

- ZPZSRT-CP
- ZPZSRT-ETB
- ZPZSRT-SC
- ZPZSRT-FSB
- ZPZSRT-OMB
- ZPZSRT-TRG

KEY FEATURES

- 50mm screw on rose dia.
- Supplied in pairs
- Suitable for replacing or customising the rose on a ZPZ turn and release

TECHNICAL



FINISHES



ZPZSQ001-CP



ZPZSQ002-OMB




ZPZSQ001-TRG



ZPZSQ002-FSB



ZPZSQ001-ETB



ZPZSQ002-SC

ZPZ SQUARE ESCUTCHEONS

PRODUCT CODES

- ZPZSQ001-CP
 - ZPZSQ001-SC
 - ZPZSQ001-OMB
 - ZPZSQ001-ETB
 - ZPZSQ001-FSB
 - ZPZSQ001-TRG
- Euro profile

- ZPZSQ002-CP
 - ZPZSQ002-SC
 - ZPZSQ002-OMB
 - ZPZSQ002-ETB
 - ZPZSQ002-FSB
 - ZPZSQ002-TRG
- Standard profile

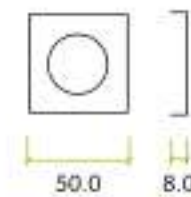
KEY FEATURES

- 50 x 8mm square rose
- Grub screw rose fixing
- Fixing screws supplied
- Suitable for use with a customised ZPZ square lever on rose

STANDARDS



TECHNICAL



FINISHES



RELATED PRODUCTS



ZPZ010
ASSISI LEVER
SCREW ON ROSE
(p199)



ZPZ030
MILAN LEVER
SCREW ON ROSE
(p200)




ZPZ070
VENICE LEVER
SCREW ON ROSE
(p201)



ZPZ100
ADRIA LEVER
SCREW ON ROSE
(p203)



ZPZ240
VESTA LEVER
SCREW ON ROSE
(p207)



ZPZSQ004-TRG



ZPZSQ004-FSB



ZPZ SQUARE TURN & RELEASE

PRODUCT CODES

- ZPZSQ004-CP
- ZPZSQ004-SC
- ZPZSQ004-OMB
- ZPZSQ004-ETB
- ZPZSQ004-FSB
- ZPZSQ004-TRG

Turn & release
with 5mm spindle

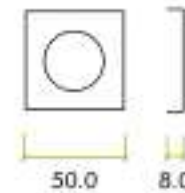
KEY FEATURES

- 50 x 8mm square rose
- Grub screw rose fixing
- Fixing screws supplied
- Suitable for use with a customised ZPZ square lever on rose

STANDARDS



TECHNICAL


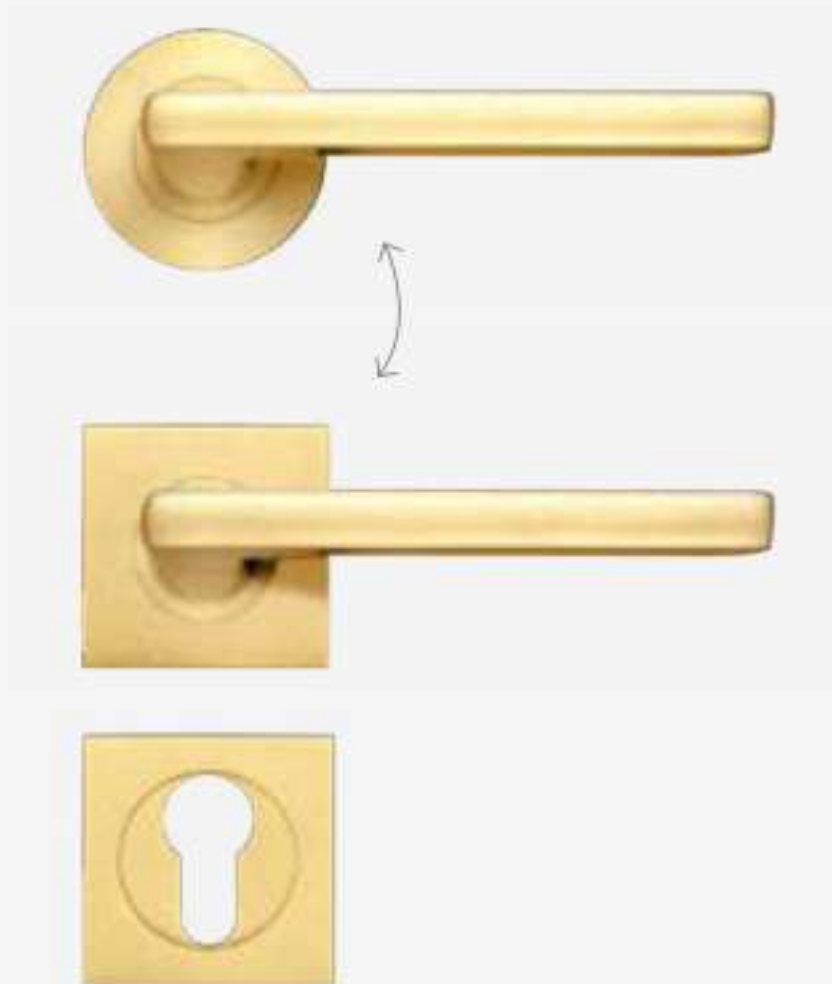


FINISHES



SQUARE ROSE CUSTOMISATION

Change the look and feel of a lever on round rose and turn and release to a new modern square rose design by using our spare rose packs.



RELATED PRODUCTS



ZUKS64EP / 76EP
EURO SASH LOCK
47.5MM C/C
(p376)



ZUKB64 / 76
BATHROOM LOCK
57MM C/C
(p380)



ZSC64EP / 76EP
EURO CONTRACT
SASH LOCK – 47.5MM C/C
(p390)



ZSC364 / 376
3 LEVER CONTRACT
SASH LOCK – 57MM C/C
(p390)



ZPZQSR-TRG



ZPZQSR-FSB

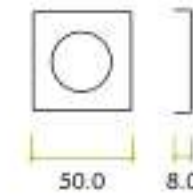


ZPZ SPARE SQUARE ROSE PACK LEVER ON ROSE

PRODUCT CODES

- ZPZQSR-CP
- ZPZQSR-SC
- ZPZQSR-OMB
- ZPZQSR-ETB
- ZPZQSR-FSB
- ZPZQSR-TRG

TECHNICAL



KEY FEATURES

- 50mm screw on rose dia.
- Supplied in pairs
- Suitable for replacing or customising the rose on a ZPZ lever

FINISHES



ZPZQSR-OMB



ZPZQSR-CP

A WIDE RANGE OF ZPZ LEVERS ON ROUND ROSE ARE CUSTOMISABLE TO MAKE A SQUARE ROSE VERSION

SQUARE ROSE PACKS ARE NOT AVAILABLE FOR ANY PN, SN OR FB FINISHES AND THEY ARE NOT COMPATIBLE WITH THE FOLLOWING LEVERS: ZPZ030PNSS, ZPZ100SCCP, ZPZ110, ZPZ210, ZPZ240.



ZPZQSRT-SC



ZPZQSRT-ETB

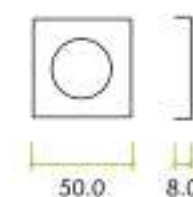


ZPZ SPARE SQUARE ROSE PACK TURN & RELEASE

PRODUCT CODES

- ZPZQSRT-CP
- ZPZQSRT-SC
- ZPZQSRT-OMB
- ZPZQSRT-ETB
- ZPZQSRT-FSB
- ZPZQSRT-TRG

TECHNICAL



KEY FEATURES

- 50mm screw on rose dia.
- Supplied in pairs
- Suitable for replacing or customising the rose on a ZPZ turn and release

FINISHES



ZPZQSRT-FSB



ZPZQSRT-TRG

RELATED PRODUCTS



ZPZ010
ASSISI LEVER
SCREW ON ROSE
(p199)



ZPZ030
MILAN LEVER
SCREW ON ROSE
(p200)



ZPZ070
VENICE LEVER
SCREW ON ROSE
(p201)



ZPZ100
ADRIA LEVER
SCREW ON ROSE
(p203)



ZPZ240
VESTA LEVER
SCREW ON ROSE
(p207)



ZPZ071EPCP

VENICE LEVERS ON BACKPLATE

PRODUCT CODES

- ZPZ071CP
- ZPZ071SC
Lock backplate
- ZPZ071EPCP
- ZPZ071EPSC
Euro backplate
- ZPZ072CP
- ZPZ072SC
Latch backplate
- ZPZ073CP
- ZPZ073SC
Bathroom backplate

FINISHES



POLISHED CHROME

SATIN CHROME

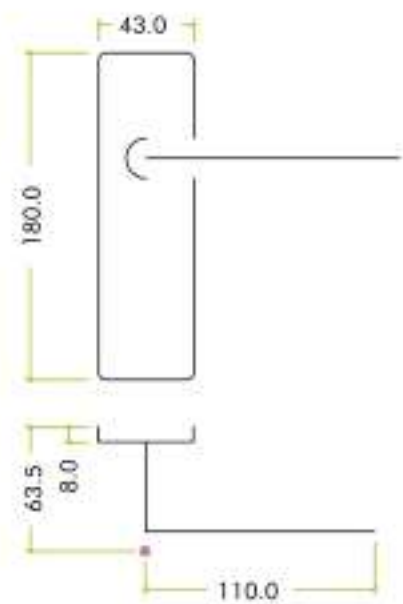
KEY FEATURES

- 43 x 180mm backplate
- 47.5mm c/c (Euro)
- 57mm c/c (Lock & bath')
- Bolt-through fixings

STANDARDS



TECHNICAL



ZPZ081SCCP

AMALFI LEVERS ON BACKPLATE

PRODUCT CODES

- ZPZ081CP
- ZPZ081SC
Lock backplate
- ZPZ081SCCP
Euro backplate
- ZPZ081EPCP
- ZPZ081EPSC
Euro backplate
- ZPZ081EPSCCP
Euro backplate
- ZPZ082CP
- ZPZ082SC
Latch backplate
- ZPZ082SCCP
Latch backplate
- ZPZ083CP
- ZPZ083SC
Bathroom backplate
- ZPZ083SCCP
Bathroom backplate

FINISHES



POLISHED CHROME

SATIN CHROME

SATIN CHROME / POLISHED CHROME

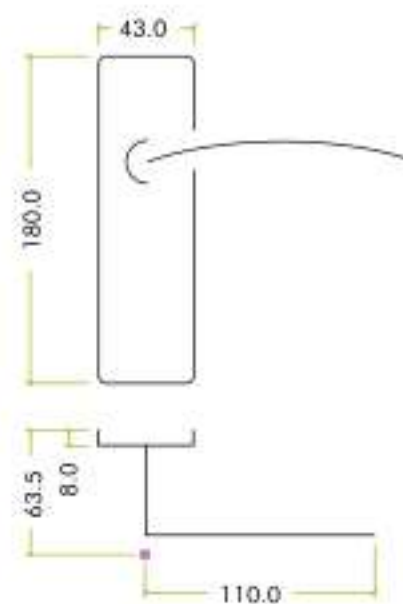
KEY FEATURES

- 43 x 180mm backplate
- 47.5mm c/c (Euro)
- 57mm c/c (Lock & bath')
- Bolt-through fixings

STANDARDS



TECHNICAL



RELATED PRODUCTS



ZUKS64EP / 76EP
EURO SASH LOCK
47.5MM C/C
(p376)



ZUKB64 / 76
BATHROOM LOCK
57MM C/C
(p380)



ZSC64EP / 76EP
EURO CONTRACT
SASH LOCK - 47.5MM C/C
(p390)



ZSC364 / 376
3 LEVER CONTRACT
SASH LOCK - 57MM C/C
(p390)

STANZA | OUR NEW FINISHES EXPLAINED.

Favo Satin Brass (FSB)

Favo meaning Honeycomb in Italian. A Satin Brass finish with a warm, honeyed hue to give a lightly aged appearance.



Oscuro Matt Black (OMB)

Oscuro meaning Dark in Italian, essentially 'Dark Matt Black'. An Ultra-Matt Black finish.



Tuscan Rose Gold (TRG)

A Satin Rose Gold finish with a warm brown glow evoking the sun-drenched chestnut groves of Tuscany.



Etna Bronze (ETB)

Etna from the Volcano: Mount Etna, in Sicily. A dark bronze with molten red undertones that burst through under direct light.





The ZCZ levers are built on an injection moulded inner rose, come with a sprung assembly and 52mm diameter push-on rose cover.



Six modern and functional designer levers on rose, chrome plated to achieve long performance and good aesthetic appeal.



All ZCZ levers and accessories are fully certified to BS EN 1634-1 for use on 30 and 60 minute fire doors.

A range of designer zinc levers on push on roses and backplates. All products are chrome plated to achieve long performance & good aesthetic appeal.





ZCZ010SC

ZCZ010

Leon lever - Push on rose

PRODUCT CODES

- ZCZ010CP
- ZCZ010SC

KEY FEATURES

- 52 x 8mm round sprung rose
- Bolt through fixings included
- Suitable for 35-54mm doors

FINISHES



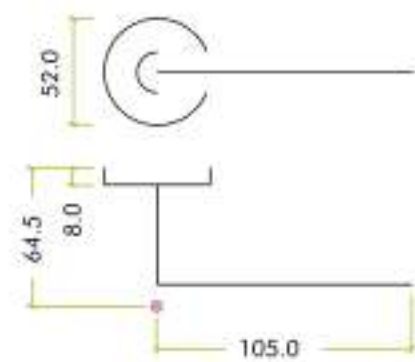
POLISHED CHROME

SATIN CHROME

STANDARDS



TECHNICAL



ZCZ020CP

ZCZ020

Santiago lever - Push on rose

PRODUCT CODES

- ZCZ020CP
- ZCZ020SC

KEY FEATURES

- 52 x 8mm round sprung rose
- Bolt through fixings included
- Suitable for 35-54mm doors

FINISHES



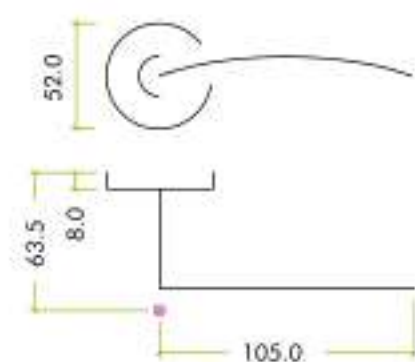
POLISHED CHROME

SATIN CHROME

STANDARDS



TECHNICAL



RELATED PRODUCTS



ZCZ001
EURO PROFILE
ESCUTCHEON
(p219)



ZCZ002
STANDARD PROFILE
ESCUTCHEON
(p219)



ZCZ004
TURN & RELEASE
(p219)



ZTLKA64/76
TUBULAR
LATCH
(p400)



ZCZ030SC

ZCZ030

Toledo lever - Push on rose

PRODUCT CODES

- ZCZ030CP
- ZCZ030SC

KEY FEATURES

- 52 x 8mm round sprung rose
- Bolt through fixings included
- Suitable for 35-54mm doors

FINISHES



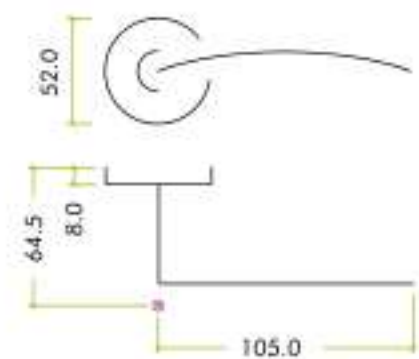
POLISHED CHROME

SATIN CHROME

STANDARDS



TECHNICAL



ZCZ040

Valencia lever - Push on rose

PRODUCT CODES

- ZCZ040SCCP

KEY FEATURES

- 52 x 8mm round sprung rose
- Bolt through fixings included
- Suitable for 35-54mm doors

FINISHES



SATIN CHROME / POLISHED CHROME

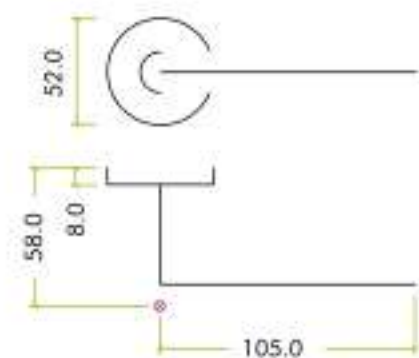
NEW!



STANDARDS



TECHNICAL



ADDITIONAL ACCESSORIES



ZFP02CP / ZFP02SC
SPARE FIXING PACK
SUITABLE FOR ZPZ LEVERS
ON ROSE AND BACKPLATE



SP23
SPARE SPINDLE
8MM X 8MM X
100MM LONG



SP24
SPARE SPINDLE
8MM X 8MM X
110MM LONG



SP25
SPARE SPINDLE
5MM X 5MM X
65MM LONG



ZCZ050CP

ZCZ050

Seville lever - Push on rose

PRODUCT CODES

- ZCZ050CP
- ZCZ050SC

KEY FEATURES

- 52 x 8mm round sprung rose
- Bolt through fixings included
- Suitable for 35-54mm doors

FINISHES



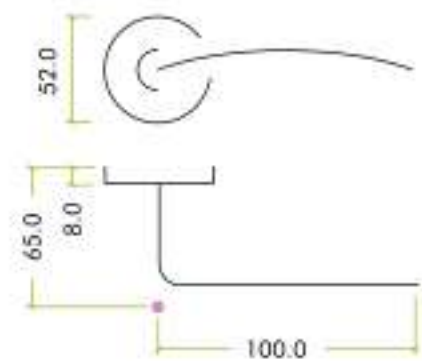
POLISHED CHROME

SATIN CHROME

STANDARDS



TECHNICAL



ZCZ060SCCP

ZCZ060

Girona lever - Push on rose

PRODUCT CODES

- ZCZ060SCCP

KEY FEATURES

- 52 x 8mm round sprung rose
- Bolt through fixings included
- Suitable for 35-54mm doors

FINISHES

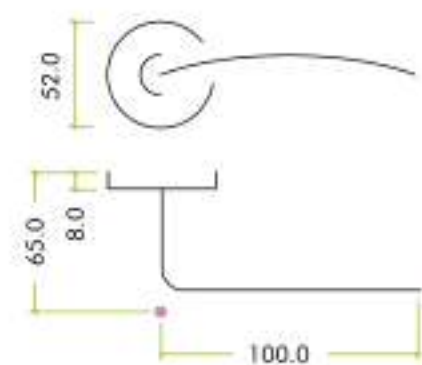


SATIN CHROME / POLISHED CHROME

STANDARDS



TECHNICAL



RELATED PRODUCTS



ZPZ010
ASSISI LEVER
SCREW ON ROSE
(p199)



ZPZ030
MILAN LEVER
SCREW ON ROSE
(p200)



ZPZ070
VENICE LEVER
SCREW ON ROSE
(p201)



ZPZ100
ADRIA LEVER
SCREW ON ROSE
(p203)



ZPZ240
VESTA LEVER
SCREW ON ROSE
(p207)



ZCZ000CP



ZCZ001CP



ZCZ002SC



ZCZ003CP

ZCZ ESCUTCHEONS

Push on rose

PRODUCT CODES

- ZCZ000CP
- ZCZ000SC
Blank profile
- ZCZ001CP
- ZCZ001SC
Euro profile
- ZCZ002CP
- ZCZ002SC
Standard profile
- ZCZ003CP
- ZCZ003SC
Oval profile

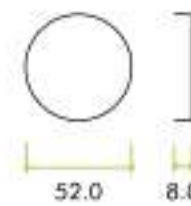
KEY FEATURES

- 52mm rose dia.
- Usable with bolt through fixings

STANDARDS



TECHNICAL



FINISHES



ZCZ004CP



ZCZ004SC

ZCZ TURN & RELEASE

Push on rose

PRODUCT CODES

- ZCZ004CP
- ZCZ004SC
Turn & release with 5mm spindle

KEY FEATURES

- 52mm rose dia.
- Usable with bolt through fixings

STANDARDS



TECHNICAL



FINISHES



RELATED PRODUCTS



V5EP60D - 100D
EURO DOUBLE
CYLINDER
(p429)



V5OP60D / 70D / 80D
OVAL DOUBLE
CYLINDER
(p440)



ZSC64EP / 76EP
EURO CONTRACT
SASH LOCK - 47.5MM C/C
(p390)



ZSC364 / 376
3 LEVER CONTRACT
SASH LOCK - 57MM C/C
(p390)



ZCZ012CP



ZCZ011SC

LEON LEVERS ON BACKPLATE


PRODUCT CODES

- ZCZ011CP
- ZCZ011SC
Lever on lock backplate
- ZCZ011EPCP
- ZCZ011EPSC
Lever on euro backplate
- ZCZ012CP
- ZCZ012SC
Lever on latch backplate
- ZCZ013CP
- ZCZ013SC
Lever on bathroom backplate

KEY FEATURES

- 40 x 180mm backplate
- 47.5mm c/c (Euro)
- 57mm c/c (Lock & bath')
- Face-fix backplate

FINISHES



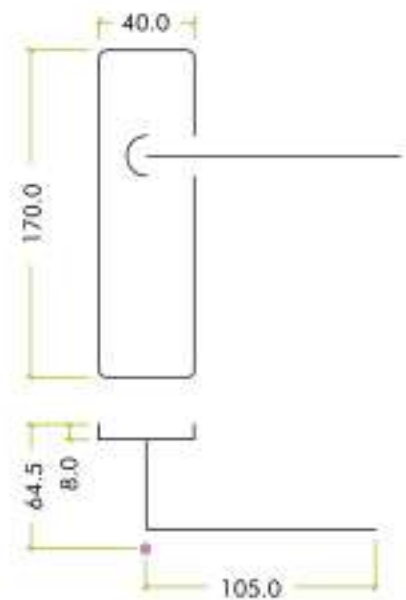
POLISHED
CHROME

SATIN
CHROME

STANDARDS



TECHNICAL



RELATED PRODUCTS



ZUKS64EP / 76EP
EURO SASH LOCK
47.5MM C/C
(p376)



ZUKB64 / 76
BATHROOM LOCK
57MM C/C
(p380)



ZSC64EP / 76EP
EURO CONTRACT
SASH LOCK - 47.5MM C/C
(p390)



ZSC364 / 376
3 LEVER CONTRACT
SASH LOCK - 57MM C/C
(p390)

TOLEDO LEVERS ON BACKPLATE



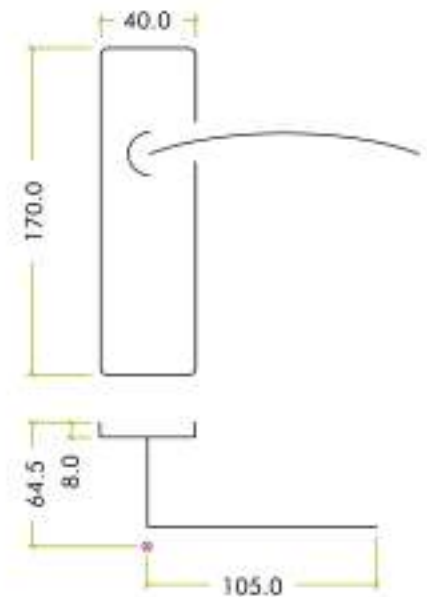
PRODUCT CODES

- ZCZ031CP
Lever on lock backplate
- ZCZ031SC
Lever on lock backplate
- ZCZ031EPCP
Lever on euro backplate
- ZCZ031EPSC
Lever on euro backplate
- ZCZ032CP
Lever on latch backplate
- ZCZ032SC
Lever on latch backplate
- ZCZ033CP
Lever on bathroom backplate
- ZCZ033SC
Lever on bathroom backplate

STANDARDS



TECHNICAL



KEY FEATURES

- 40 x 180mm backplate
- 47.5mm c/c (Euro)
- 57mm c/c (Lock & bath')
- Face-fix backplate

FINISHES



POLISHED
CHROME

SATIN
CHROME



ADDITIONAL ACCESSORIES



ZFP02CP / ZFP02SC
SPARE FIXING PACK
SUITABLE FOR ZCZ LEVERS
ON ROSE AND BACKPLATE



ZPS16CP / ZPS16SC
SPARE SCREW PACK
TO SUIT ZCZ LEVER
ON BACKPLATE



SP23
SPARE SPINDLE
8MM X 8MM X
100MM LONG



SP24
SPARE SPINDLE
8MM X 8MM X
110MM LONG



An exclusive range of 11 Italian inspired designer levers. Available in a variety of finishes including polished chrome, satin chrome, powder coated black and an all new Oscuro Matt Black



The Rosso Maniglie range offers a variety of designer levers on rose, backplate and narrow backplate to provide a full suite of levers for a modern look and feel throughout.



All Rosso Maniglie levers and accessories are fully certified to BS EN 1634-1 for use on 30 and 60 minute fire doors.

Rosso Maniglie is our exclusive range of Italian inspired designer levers. Produced using a zinc base material and manufactured to the highest standards, this range takes designer levers to the next level.



ROSSO MANIGLIE

DESIGNER LEVERS & ACCESSORIES



RM010PCB

RM010

Hydra lever - Screw on rose

PRODUCT CODES

- RM010CP
- RM010SC
- RM010PCB
- RM010OMB

KEY FEATURES

- 50 x 8mm round sprung rose
- Suitable for 35-54mm doors
- Includes fixings

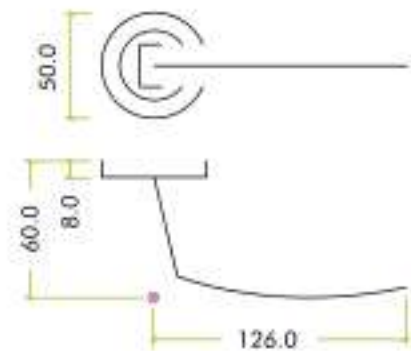
FINISHES



STANDARDS




TECHNICAL



ALL ROSSO MANIGLIE LEVERS ON ROUND ROSE ARE CUSTOMISABLE TO MAKE A SQUARE ROSE VERSION

ADD A SPARE SQUARE ROSE PACK TO YOUR ORDER (POLISHED CHROME AND SATIN CHROME FINISHES ONLY)



RM020SC

RM020

Lupus lever - Screw on rose

PRODUCT CODES

- RM020CP
- RM020SC

KEY FEATURES

- 50 x 8mm round sprung rose
- Suitable for 35-54mm doors
- Includes fixings

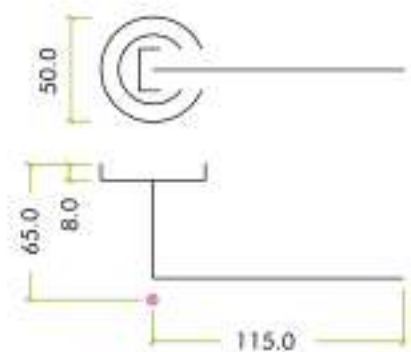
FINISHES



STANDARDS



TECHNICAL



RELATED PRODUCTS



RM001
EURO PROFILE
ESCUTCHEON
(p229)



RM002
STANDARD PROFILE
ESCUTCHEON
(p229)



RM004
TURN & RELEASE
(p229)



RMSQR
SQUARE SPARE
ROSE PACK
(p230)



ZTLKA64/76
TUBULAR
LATCH
(p400)



RM030CP

RM030

Pavo lever - Screw on rose

PRODUCT CODES

- RM030CP
- RM030SC
- RM030OMB

KEY FEATURES

- 50 x 8mm round sprung rose
- Suitable for 35-54mm doors
- Includes fixings

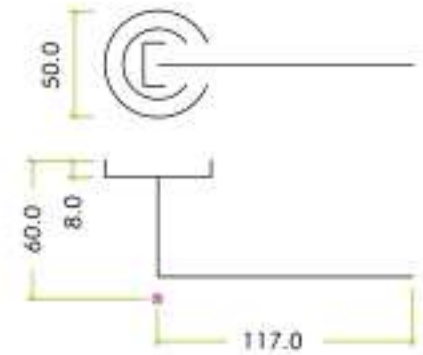
FINISHES



STANDARDS



TECHNICAL



ALL ROSSO MANIGLIE LEVERS ON ROUND ROSE ARE CUSTOMISABLE TO MAKE A SQUARE ROSE VERSION

ADD A SPARE SQUARE ROSE PACK TO YOUR ORDER (POLISHED CHROME AND SATIN CHROME FINISHES ONLY)



RM040CP

RM040

Cygnus lever - Screw on rose

PRODUCT CODES

- RM040CP
- RM040SC

KEY FEATURES

- 50 x 8mm round sprung rose
- Suitable for 35-54mm doors
- Includes fixings

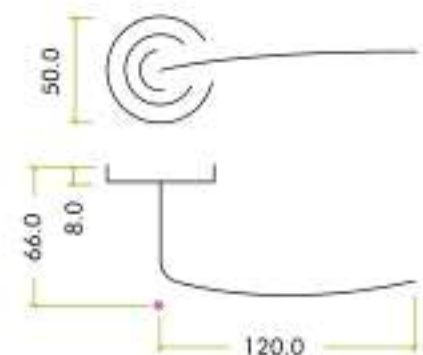
FINISHES



STANDARDS



TECHNICAL



RELATED PRODUCTS



ZFP02CP / ZFP02SC
SPARE FIXING PACK
SUITABLE FOR RM LEVERS
ON ROSE AND BACKPLATE



SP23
SPARE SPINDLE
8MM X 8MM X
100MM LONG



SP24
SPARE SPINDLE
8MM X 8MM X
110MM LONG



SP25
SPARE SPINDLE
5MM X 5MM X
65MM LONG

ROSSO MANIGLIE

DESIGNER LEVERS & ACCESSORIES



RM050SC

RM050

Mensa lever – Screw on rose

PRODUCT CODES

- RM050CP
- RM050SC
- RM050OMB

KEY FEATURES

- 50 x 8mm round sprung rose
- Suitable for 35-54mm doors
- Includes fixings

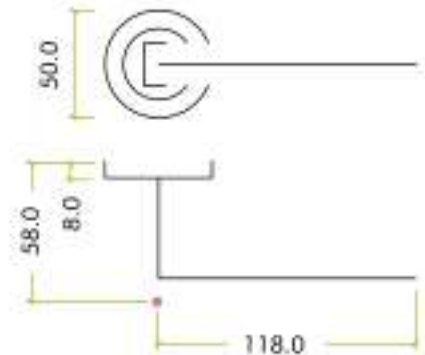
FINISHES



STANDARDS



TECHNICAL



ALL ROSSO MANIGLIE LEVERS ON ROUND ROSE ARE CUSTOMISABLE TO MAKE A SQUARE ROSE VERSION

ADD A SPARE SQUARE ROSE PACK TO YOUR ORDER (POLISHED CHROME AND SATIN CHROME FINISHES ONLY)



RM



RM060OMB

RM060

Aries lever – Screw on rose

PRODUCT CODES

- RM060CP
- RM060SC
- RM060PCB
- RM060OMB

KEY FEATURES

- 50 x 8mm round sprung rose
- Suitable for 35-54mm doors
- Includes fixings

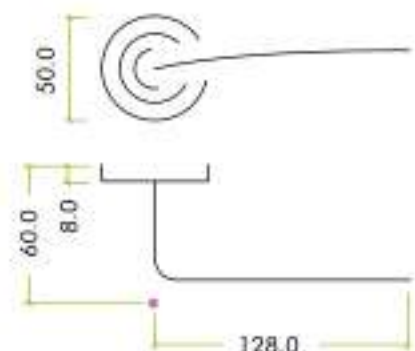
FINISHES



STANDARDS



TECHNICAL



RELATED PRODUCTS



RM001
EURO PROFILE
ESCUTCHEON
(p229)



RM002
STANDARD PROFILE
ESCUTCHEON
(p229)



RM004
TURN & RELEASE
(p229)



RMSQR
SQUARE SPARE
ROSE PACK
(p230)



ZTLKA64/76
TUBULAR
LATCH
(p400)



RM070OMB

RM070

Corvus lever – Screw on rose

PRODUCT CODES

- RM070CP
- RM070SC
- RM070OMB

KEY FEATURES

- 50 x 8mm round sprung rose
- Suitable for 35-54mm doors
- Includes fixings

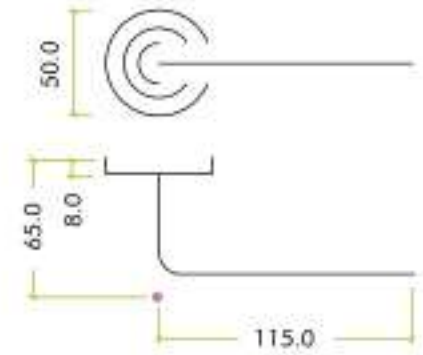
FINISHES



STANDARDS



TECHNICAL



ALL ROSSO MANIGLIE LEVERS ON ROUND ROSE ARE CUSTOMISABLE TO MAKE A SQUARE ROSE VERSION

ADD A SPARE SQUARE ROSE PACK TO YOUR ORDER (POLISHED CHROME AND SATIN CHROME FINISHES ONLY)



RM090CP

RM090

Lyra lever – Screw on rose

PRODUCT CODES

- RM090CP
- RM090SC
- RM090PCB
- RM090OMB

KEY FEATURES

- 50 x 8mm round sprung rose
- Suitable for 35-54mm doors
- Includes fixings

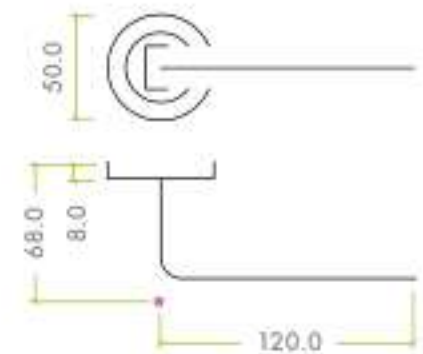
FINISHES



STANDARDS



TECHNICAL



RELATED PRODUCTS



ZFP02CP / ZFP02SC
SPARE FIXING PACK
SUITABLE FOR RM LEVERS
ON ROSE AND BACKPLATE



SP23
SPARE SPINDLE
8MM X 8MM X
100MM LONG



SP24
SPARE SPINDLE
8MM X 8MM X
110MM LONG



SP25
SPARE SPINDLE
5MM X 5MM X
65MM LONG

ROSSO MANIGLIE

DESIGNER LEVERS & ACCESSORIES



RM110SC

RM110

Aquila lever - screw on rose

PRODUCT CODES

- RM110CP
- RM110SC

KEY FEATURES

- 50 x 8mm round sprung rose
- Suitable for 35-54mm doors
- Includes fixings

FINISHES



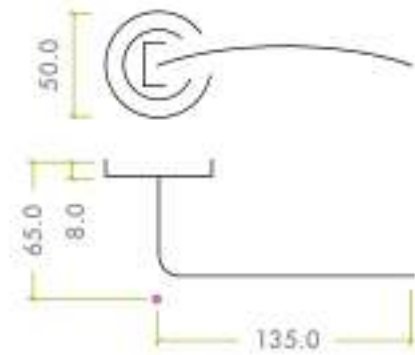
POLISHED CHROME

SATIN CHROME

STANDARDS



TECHNICAL



ALL ROSSO MANIGLIE LEVERS ON ROUND ROSE ARE CUSTOMISABLE TO MAKE A SQUARE ROSE VERSION

ADD A SPARE SQUARE ROSE PACK TO YOUR ORDER (POLISHED CHROME AND SATIN CHROME FINISHES ONLY)



RM120CP

RM120

Vela lever - Screw on rose

PRODUCT CODES

- RM120CP
- RM120SC

KEY FEATURES

- 50 x 8mm round sprung rose
- Suitable for 35-54mm doors
- Includes fixings

FINISHES



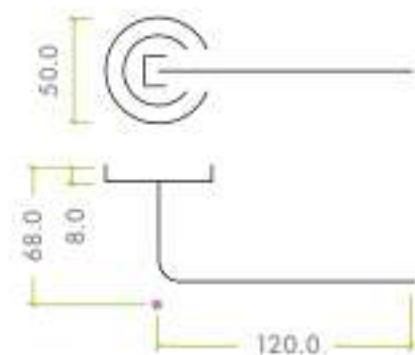
POLISHED CHROME

SATIN CHROME

STANDARDS



TECHNICAL



RELATED PRODUCTS



RM001
EURO PROFILE
ESCUTCHEON
(p229)



RM002
STANDARD PROFILE
ESCUTCHEON
(p229)



RM004
TURN & RELEASE
(p229)



RMSQSR
SQUARE SPARE
ROSE PACK
(p230)



ZTLKA64/76
TUBULAR
LATCH
(p400)



RM ESCUTCHEONS

Screw on rose

PRODUCT CODES

- RM001CP
- RM001SC
- RM001PCB
- RM001OMB
- Euro profile
- RM002CP
- RM002SC
- RM002PCB
- RM002OMB
- Standard profile

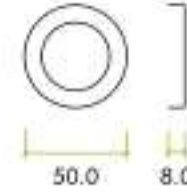
KEY FEATURES

- 50mm screw on rose dia.
- Fixing screws supplied

STANDARDS



TECHNICAL



FINISHES



NEW!



RM TURN & RELEASE

Screw on rose

PRODUCT CODES

- RM004CP
- RM004SC
- RM004PCB
- RM004OMB
- Turn & release with 5mm spindle

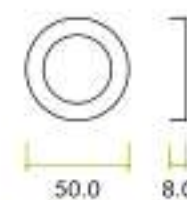
KEY FEATURES

- 50mm screw on rose dia.
- Fixing screws supplied

STANDARDS



TECHNICAL



FINISHES



NEW!

RELATED PRODUCTS



V5EP60D - 100D
EURO DOUBLE
CYLINDER
(p429)



V5EP60CT - 100CT
EURO CYLINDER
& TURN
(p432)



Z5C64EP / 76EP
EURO CONTRACT
SASH LOCK - 47.5MM C/C
(p390)



Z5C364 / 376
3 LEVER CONTRACT
SASH LOCK - 57MM C/C
(p390)

ROSSO MANIGLIE

DESIGNER LEVERS & ACCESSORIES



RMSRCP



RMSROMB



RMSRTPCB



RMSRTSC



RM SPARE ROSE PACK

Screw on rose

PRODUCT CODES

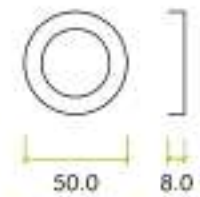
- RMSRCP
 - RMSRSC
 - RMSRPCB
 - RMSROMB
- For lever on rose

- RMSRTPCB
 - RMSRTSC
 - RMSRTPCB
 - RMSRTOMB
- For turn and release

KEY FEATURES

- 50 x 8mm square rose
- Supplied in pairs
- Suitable for replacing or customising RM levers on rose or turn and releases

TECHNICAL



FINISHES



RMSQSRPCB



RMSQSRCP



RMSQSRTPCB



RMSQSRTOB



RMSQ SPARE ROSE PACK

Screw on rose

PRODUCT CODES

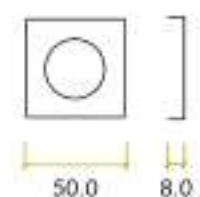
- RMSQSRCP
 - RMSQSRSC
 - RMSQSRPCB
 - RMSQSROMB
- For lever on rose

- RMSQSRTPCB
 - RMSQSRTOB
 - RMSQSRTPCB
 - RMSQSRTOB
- For turn and release

KEY FEATURES

- 50 x 8mm square rose
- Supplied in pairs
- Suitable for replacing or customising RM levers on rose or turn and releases

TECHNICAL



FINISHES



RELATED PRODUCTS



ZUKB64 / 76
BATHROOM
LOCK - 57MM C/C
(p380)



ZBC64 / 76
CONTRACT BATHROOM
LOCK - 57MM C/C
(p391)



ZDL7855/60
BATHROOM
DIN LOCK
(p362)




ZH55243 / 243R
GRADE 13 BALL
BEARING HINGE
(p414)

CUSTOMISATION OPTIONS**ROUND TO SQUARE**

Change the look of a lever on round rose to a lever on square rose.


**DUAL FINISH**

Change the look of a lever by swapping the rose to a different finish.

**HOW TO CREATE YOUR CUSTOM VERSION**

RM020CP

+



RMSQSRCP

=



RM020CP + RMSQSRCP




RM020SC

+



RMSQSRSC

=



RM020SC + RMSQSRSC

ROSSO MANIGLIE

DESIGNER LEVERS & ACCESSORIES



RM061EPCP

ARIES LEVER ON BACKPLATE

PRODUCT CODES

- RM061CP
Lock backplate
- RM061SC
Lock backplate
- RM061EPCP
Euro backplate
- RM061EPSC
Euro backplate
- RM062CP
Latch backplate
- RM062SC
Latch backplate
- RM063CP
Bathroom backplate
- RM063SC
Bathroom backplate

KEY FEATURES

- 42 x 190mm backplate
- 47.5mm c/c (Euro)
- 57mm c/c (Lock & bath')
- Suitable for 35-54mm doors
- Includes fixings

FINISHES

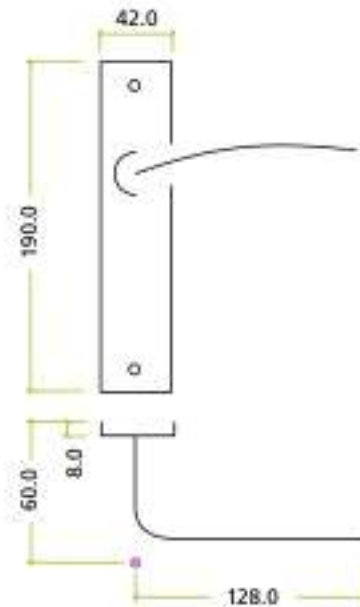


POLISHED CHROME SATIN CHROME

STANDARDS



TECHNICAL



RM091SC

LYRA LEVER ON BACKPLATE

PRODUCT CODES

- RM091CP
Lock backplate
- RM091SC
Lock backplate
- RM091EPCP
Euro backplate
- RM091EPSC
Euro backplate
- RM092CP
Latch backplate
- RM092SC
Latch backplate
- RM093CP
Bathroom backplate
- RM093SC
Bathroom backplate

KEY FEATURES

- 42 x 190mm backplate
- 47.5mm c/c (Euro)
- 57mm c/c (Lock & bath')
- Suitable for 35-54mm doors
- Includes fixings

FINISHES

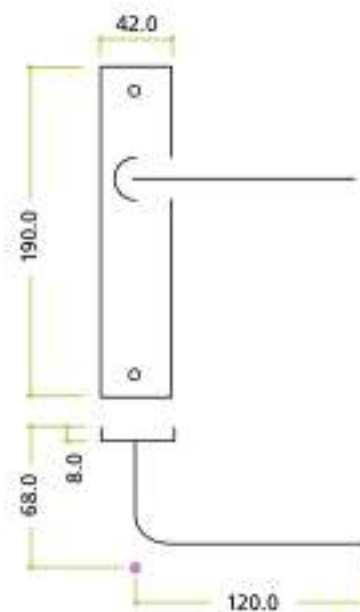


POLISHED CHROME SATIN CHROME

STANDARDS



TECHNICAL



RELATED PRODUCTS



ZUKB64 / 76
BATHROOM
LOCK - 57MM C/C
(p380)



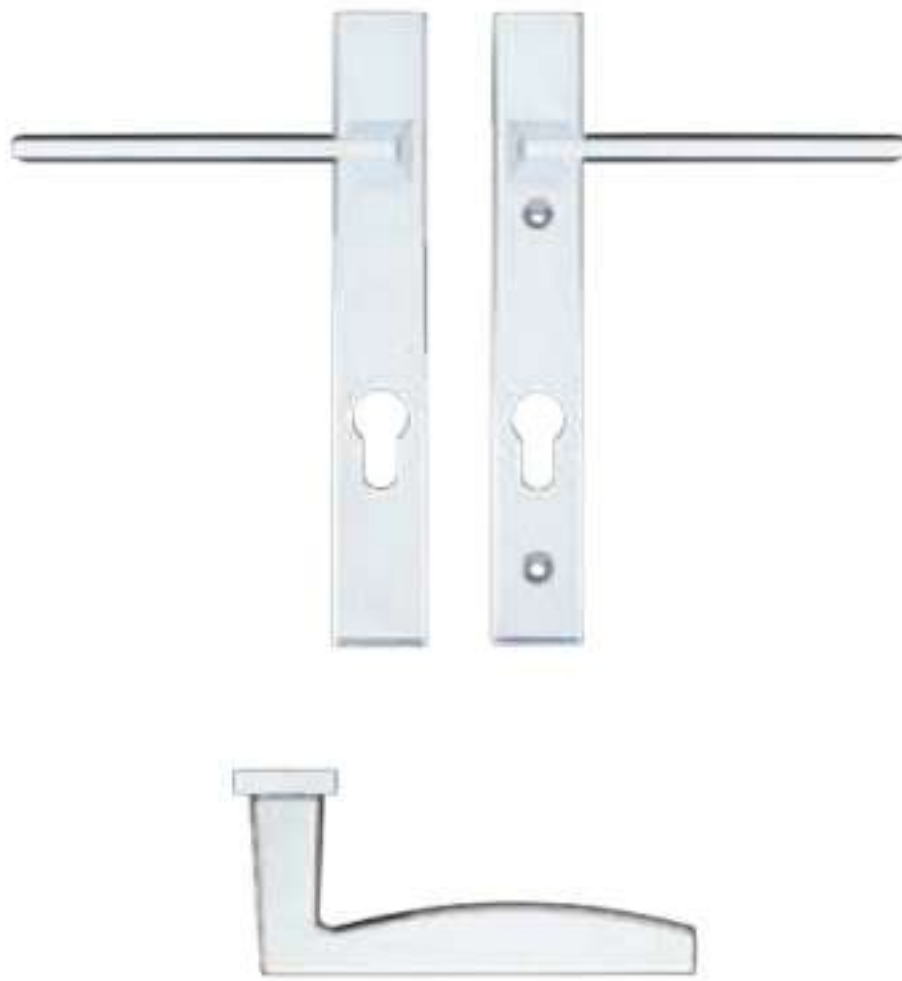
ZBC64 / 76
CONTRACT BATHROOM
LOCK - 57MM C/C
(p391)



ZDL7855/60
BATHROOM
DIN LOCK
(p362)



ZH55243 / 243R
GRADE 13 BALL
BEARING HINGE
(p414)



RM03NP92CP

PAVO LEVER ON NARROW BACKPLATE

PRODUCT CODES

- RM03NP92CP
- RM03NP92SC

KEY FEATURES

- 32 x 220mm backplate
- 92mm c/c (Euro)
- Unsprung non-handed lever
- Suitable for multi-point lock
- Includes fixings

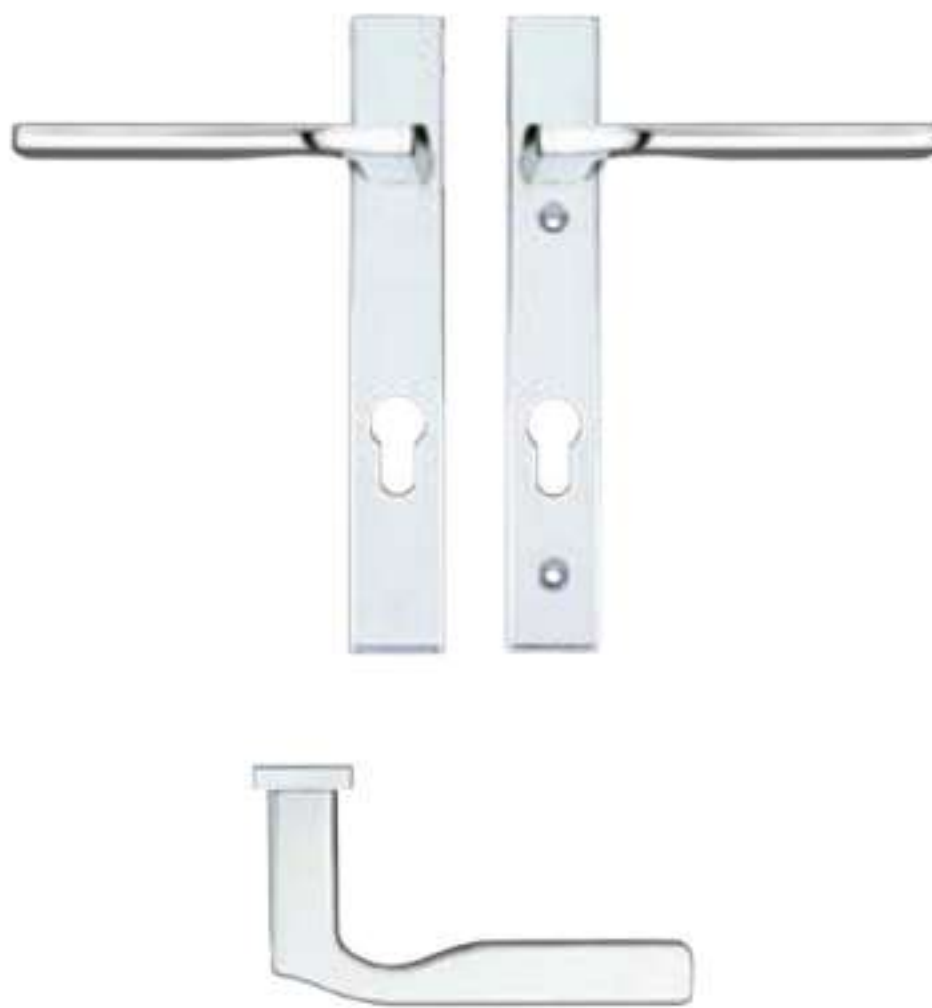
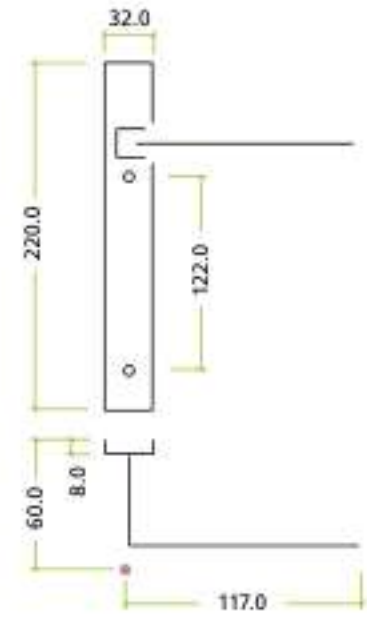
FINISHES



STANDARDS



TECHNICAL



RM12NP92CP

VELA LEVER ON NARROW BACKPLATE

PRODUCT CODES

- RM12NP92CP
- RM12NP92SC

KEY FEATURES

- 32 x 220mm backplate
- 92mm c/c (Euro)
- Unsprung non-handed lever
- Suitable for multi-point lock
- Includes fixings

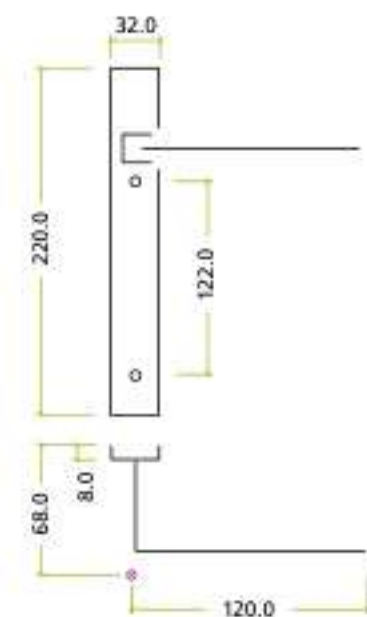
FINISHES



STANDARDS



TECHNICAL



RELATED PRODUCTS



ZFP02CP / ZFP02SC
SPARE FIXING PACK
SUITABLE FOR ZCZ LEVERS
ON ROSE AND BACKPLATE



ZPS16CP / ZPS16SC
SPARE SCREW PACK
TO SUIT ZCZ LEVER
ON BACKPLATE



SP23
SPARE SPINDLE
8MM X 8MM X
100MM LONG



SP24
SPARE SPINDLE
8MM X 8MM X
110MM LONG



Made from Grade 304 stainless steel for its high corrosion resistance, durability and hardness properties.



The Rosso Tecnica range introduces a new selection of hard-wearing finishes to complement the latest trends in interior fashion.

Available in three new stunning finishes:



Powder coated matt black



Powder coated matt white



PVD brushed brass

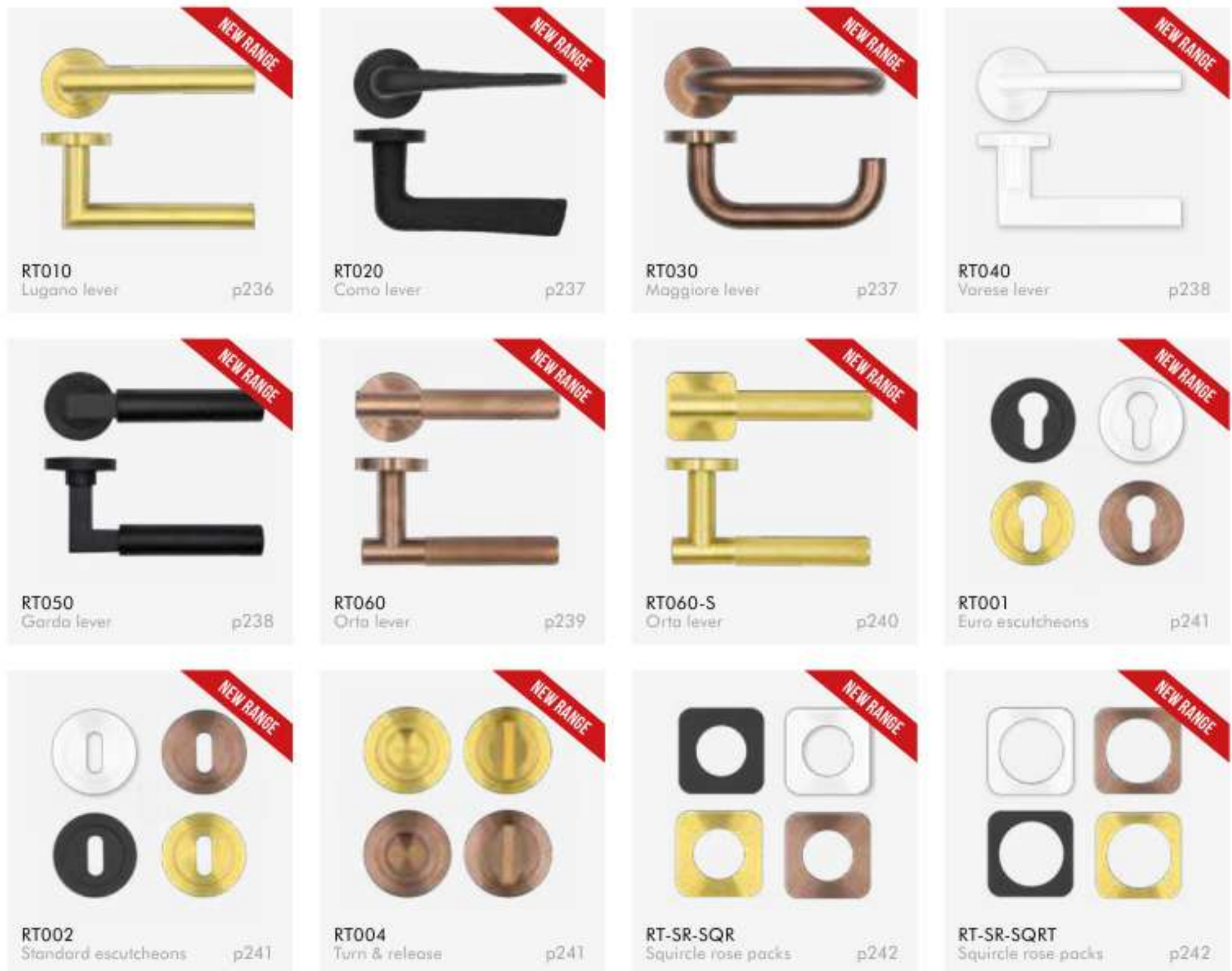


PVD brushed bronze



A full suite of high quality accessories and products are available to complement this modern European inspired range.

Rosso Tecnica is our new and exclusive range of European inspired designer levers. Manufactured from Grade 304 stainless steel and finished in a new selection of stunning finishes. Suitable for domestic applications yet durable and hard-wearing for commercial applications.



 AS PART OF OUR ONGOING COMMITMENT TO REDUCE OUR IMPACT ON THE ENVIRONMENT, THE ROSSO TECNICA RANGE IS SUPPLIED WITHOUT ANY PLASTIC PACKAGING. NO POLY-BAGS ARE USED IN THIS RANGE.

A FULL SUITE OF PRODUCTS ARE AVAILABLE FOR EVERY FINISH





RT010PCW



RT010

Lugano lever – Screw on rose

PRODUCT CODES

- RT010PCB
- RT010PVDSB
- RT010PCW
- RT010PVDBZ

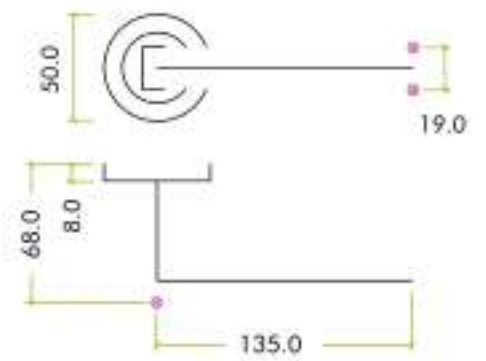
KEY FEATURES

- 19mm diameter tube
- Cast stainless steel rose
- 50mm x 8mm round sprung rose
- SS304 stainless steel
- 4 point fixing inner rose
- Screw on rose cover
- Supplied with bolt through & wood screw fixings
- Suitable for 35-54mm doors
- Improved allen key for easier installation
- Grub screw on underside of lever
- NO plastic packaging

STANDARDS



TECHNICAL



FINISHES



RT020PCB
(POWDER COATED BLACK)



RELATED PRODUCTS



RT001
EURO PROFILE
ESCUTCHEON
(p241)



RT002
STANDARD PROFILE
ESCUTCHEON
(p241)



RT004
TURN & RELEASE
(p241)



ZAS86
FLOOR MOUNTED
DOOR STOP
(p080)



ZAS14A
DUST EXCLUDING
SOCKET (WOOD)
(p077)



RT020

Como lever – Screw on rose



RT020PCB



PRODUCT CODES

- RT020PCB
- RT020PCW
- RT020PVDSB
- RT020PVDBZ

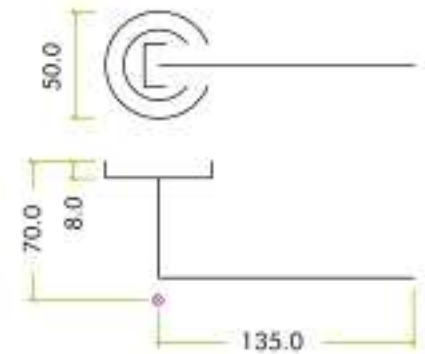
KEY FEATURES

- Cast stainless steel rose
- 50mm x 8mm round sprung rose
- SS304 stainless steel
- 4 point fixing inner rose
- Screw on rose cover
- Supplied with bolt through & wood screw fixings
- Suitable for 35-54mm doors
- Improved allen key for easier installation
- Grub screw on underside of lever
- NO plastic packaging

STANDARDS



TECHNICAL



FINISHES



RT030

Maggiore lever – Screw on rose



RT030PVDSB



PRODUCT CODES

- RT030PCB
- RT030PCW
- RT030PVDSB
- RT030PVDBZ

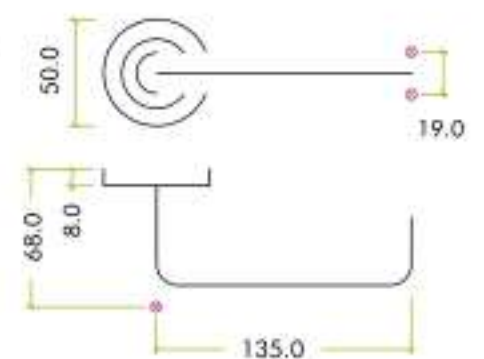
KEY FEATURES

- 19mm diameter tube
- Cast stainless steel rose
- 50mm x 8mm round sprung rose
- SS304 stainless steel
- Complies with the design requirements of BS8300
- 4 point fixing inner rose
- Screw on rose cover
- Supplied with bolt through & wood screw fixings
- Suitable for 35-54mm doors
- Improved allen key for easier installation
- Grub screw on underside of lever
- NO plastic packaging

STANDARDS



TECHNICAL



FINISHES



RELATED PRODUCTS



ZFP02CP / ZFP02SC
SPARE FIXING PACK
SUITABLE FOR RT LEVERS
ON ROSE



SP23
SPARE SPINDLE
8MM X 8MM X
100MM LONG



SP24
SPARE SPINDLE
8MM X 8MM X
110MM LONG



SP25
SPARE SPINDLE
5MM X 5MM X
65MM LONG



RT040PVDBZ



RT040

Varese lever - Screw on rose

PRODUCT CODES

- RT040PCB
- RT040PCW
- RT040PVDSB
- RT040PVDBZ

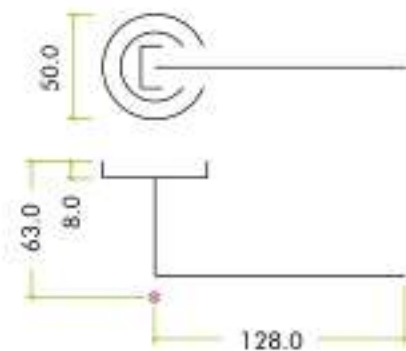
KEY FEATURES

- Cast stainless steel rose
- 50mm x 8mm round sprung rose
- SS304 stainless steel
- 4 point fixing inner rose
- Screw on rose cover
- Supplied with bolt through & wood screw fixings
- Suitable for 35-54mm doors
- Improved allen key for easier installation
- Grub screw on underside of lever
- NO plastic packaging

STANDARDS



TECHNICAL



FINISHES



RT050PVDSB



RT050

Garda lever - Screw on rose

PRODUCT CODES

- RT050PCB
- RT050PCW
- RT050PVDSB
- RT050PVDBZ

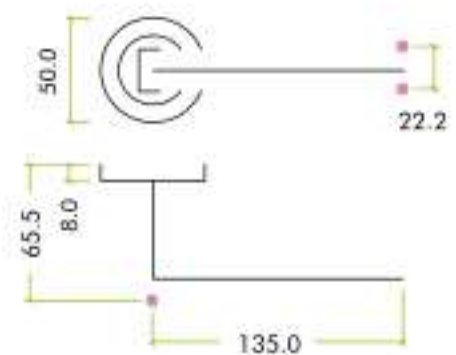
KEY FEATURES

- Cast stainless steel rose
- 50mm x 8mm round sprung rose
- SS304 stainless steel
- 4 point fixing inner rose
- Screw on rose cover
- Supplied with bolt through & wood screw fixings
- Suitable for 35-54mm doors
- Improved allen key for easier installation
- Grub screw on underside of lever
- NO plastic packaging

STANDARDS



TECHNICAL



FINISHES



RELATED PRODUCTS



RT001
EURO PROFILE
ESCUTCHEON
(p241)



RT002
STANDARD PROFILE
ESCUTCHEON
(p241)



RT004
TURN & RELEASE
(p241)



ZAS86
FLOOR MOUNTED
DOOR STOP
(p080)



ZAS14A
DUST EXCLUDING
SOCKET (WOOD)
(p077)



RT060PCB
(POWDER COATED BLACK)



RT060PCB



RT060

Orta lever - Screw on rose

PRODUCT CODES

- RT060PCB • RT060PVDSB
- RT060PCW • RT060PVDBZ

KEY FEATURES

- Cast stainless steel rose
- 50mm x 8mm round sprung rose
- SS304 stainless steel
- T-bar knurled grip lever
- 4 point fixing inner rose
- Screw on rose cover
- Supplied with bolt through & wood screw fixings
- Suitable for 35-54mm doors
- Improved allen key for easier installation
- Grub screw on underside of lever
- NO plastic packaging

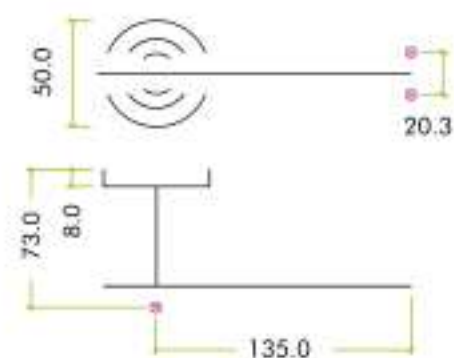
FINISHES



STANDARDS



TECHNICAL



RELATED PRODUCTS



ZFP02CP / ZFP02SC
SPARE FIXING PACK
SUITABLE FOR RT LEVERS
ON ROSE



SP23
SPARE SPINDLE
8MM X 8MM X
100MM LONG



SP24
SPARE SPINDLE
8MM X 8MM X
110MM LONG



SP25
SPARE SPINDLE
5MM X 5MM X
65MM LONG



RT060-S-PVDSB



RT060-S

Orta lever – Screw on rose

PRODUCT CODES

- RT060-S-PCB • RT060-S-PVDSB
- RT060-S-PCW • RT060-S-PVDBZ

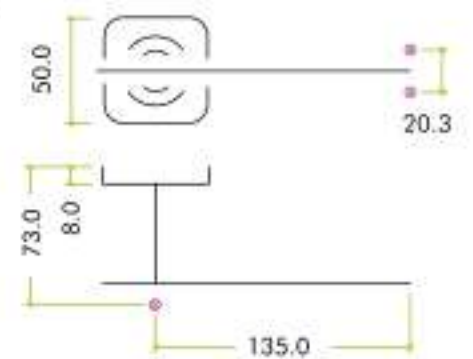
STANDARDS



KEY FEATURES

- Cast stainless steel rose
- 50mm x 8mm squircle sprung rose
- SS304 stainless steel
- T-bar knurled grip lever
- 4 point fixing inner rose
- Screw on rose cover
- Supplied with bolt through & wood screw fixings
- Suitable for 35-54mm doors
- Improved allen key for easier installation
- Grub screw on underside of lever
- NO plastic packaging

TECHNICAL



FINISHES



RT004 TURN & RELEASE



RELATED PRODUCTS



VHC243/243R
GRADE 14 CONCEALED
BEARING HINGE
(p410)



VDL7255/60
EURO SASH
DIN LOCK
(p352)



ZAS03R
LEVER ACTION
FLUSH BOLT
(p052)



ZAS07
70MM CYLINDER
DOOR STOP
(p082)



RT001PCB



RT002PVDDBZ



RT001PCW



RT002PVDSB



RT001PVDDBZ



RT002PCB

RT ESCUTCHEONS

Screw on rose

PRODUCT CODES

- RT001PCB
 - RT001PCW
 - RT001PVDSB
 - RT001PVDDBZ
- Euro profile

- RT002PCB
 - RT002PCW
 - RT002PVDSB
 - RT002PVDDBZ
- Standard profile

KEY FEATURES

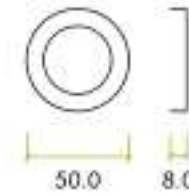
- Cast stainless steel rose
- 50mm x 8mm round rose
- Screw on rose cover
- SS304 stainless steel
- Fixing screws supplied
- NO plastic packaging



STANDARDS



TECHNICAL



FINISHES



RT004PCB



RT004PVDSB



RT004PCW

RT TURN & RELEASE

Screw on rose

PRODUCT CODES

- RT004PCB
 - RT004PCW
 - RT004PVDSB
 - RT004PVDDBZ
- Turn & release
with 5mm spindle

KEY FEATURES

- Cast stainless steel rose
- 50mm x 8mm round rose
- Screw on rose cover
- SS304 stainless steel
- Fixing screws supplied
- NO plastic packaging

DISABLED TURN OPTION

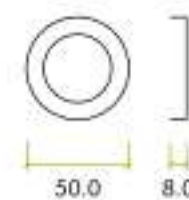
Contact our sales team for more information.



STANDARDS



TECHNICAL



FINISHES



RELATED PRODUCTS



ZFP02CP / ZFP02SC
SPARE FIXING PACK
SUITABLE FOR RT LEVERS
ON ROSE



SP23
SPARE SPINDLE
8MM X 8MM X
100MM LONG



SP24
SPARE SPINDLE
8MM X 8MM X
110MM LONG



SP25
SPARE SPINDLE
5MM X 5MM X
65MM LONG



RT-SR-SQR-PCW



RT-SR-SQRT-PCB



RT-SR-SQR-PVDSB



RT-SR-SQRT-PVDBZ



RT-SR-SQR-PVDBZ



RT-SR-SQRT-PCW

RT SQUIRCLE SPARE ROSE PACK

Screw on rose

PRODUCT CODES

- RT-SR-SQR-PCB
- RT-SR-SQR-PCW
- RT-SR-SQR-PVDSB
- RT-SR-SQR-PVDBZ

For lever on rose

- RT-SR-SQRT-PCB
- RT-SR-SQRT-PCW
- RT-SR-SQRT-PVDSB
- RT-SR-SQRT-PVDBZ

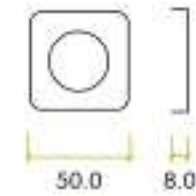
For turn and release

KEY FEATURES

- 50 x 8mm rounded square rose with 10mm radius corners
- Suits existing sub-rose
- Suitable for replacing or customising levers on rose and/or turn and releases
- NO plastic packaging



TECHNICAL



FINISHES



SQUIRCLE ROSE CUSTOMISATION

Change the look and feel of a lever on round rose and turn and release to a new modern 'Squircle' (rounded square) rose design.



NEW

SUITED PRODUCTS TO COMPLEMENT THE ROSSO TECNICA RANGE





Functional and aesthetically pleasing minimalist designs ideal for a wide range of modern fashionable environments.



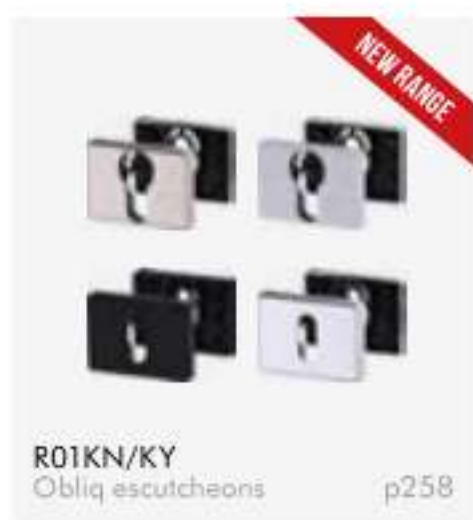
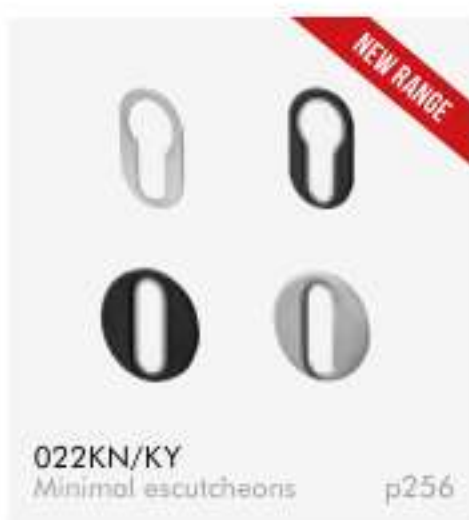
Regutti products are designed and manufactured in Italy using state of the art production techniques.



Door handles and matching accessories available in an assortment of hard-wearing contemporary finishes.



A selection of high-quality modern minimalistic levers and accessories from the prestigious Reguitti range. Available in an assortment of hard-wearing finishes that are perfect for contemporary interior trends.





503NOR0149
Obliq turn & release p259



L15MRL5235
Stoccolma lever p260



T52KN/KY
Stoccolma escutcheons p261



503NOL5249
Stoccolma turn & release p261



503NOF5249
Stoccolma turn & release p261



REGP300BF/425BF
Pull handle p262



REGFP350/475
Finger plate p262



REGBB19
Back to back fixing pack p263



REGCF19
Pull handle rose pack p263



J25MRJ3035
Trio lever p264



000CDJ302C/B/Y
Trio escutcheons p265



J02NOJ3049
Trio turn & release p265



J37MRJ3735
ID-9 lever p266



000CDJ372C/B/Y
ID-9 escutcheons p266



J02NOJ3749
ID-9 turn & release p267



327MS
Eden pull handle p267



R60KS***M6
Sliding door lock (Round) p268



R60KS00QM6
Sliding door lock (Square) p268



ONE LEVER
10NMR10N35NODAA
(SATIN BLACK)



10NMR10N35NWDAA
(MATT WHITE)



ONE LEVER

Push on rose

PRODUCT CODES

- 10NMR10N35NWDAA
- 10NMR10N35NODAA
- 10NMR10N35NRDAA

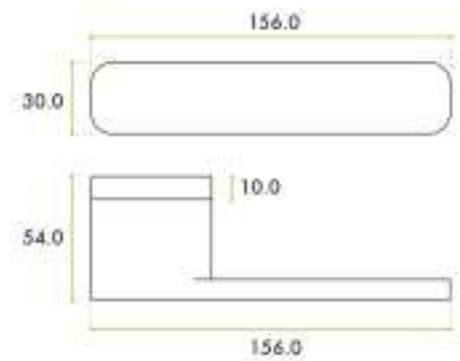
KEY FEATURES

- Minimal rose with spring
- Suitable for 38-52mm doors
- Bolt through fixings included

FINISHES



TECHNICAL



10NMR10N35NODAA
(SATIN BLACK)

10NMD***C0NW**A
(MATT WHITE)



ONE PULL HANDLE

300mm c/c

PRODUCT CODES

- 10NMD***C0NW**A
- 10NMD***C0NO**A
- 10NMD***C0NR**A

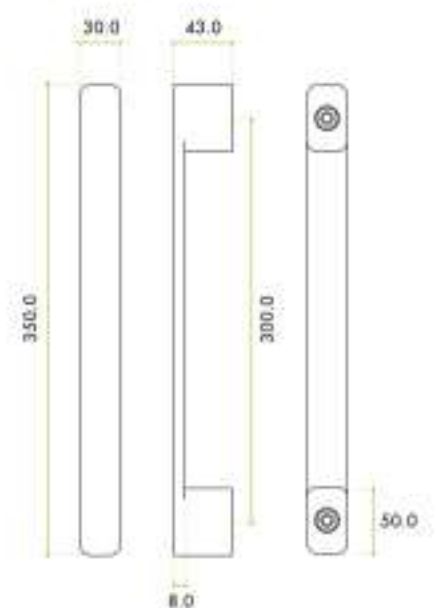
KEY FEATURES

- 300mm c/c
- Overall length 350mm
- To suit One lever and escutcheons
- Includes both single and back-to-back fixings

FINISHES



TECHNICAL



10NMD***C0NO**A
(MATT SATIN BLACK)

RELATED PRODUCTS





10RKY*****NW**A
(MATT WHITE)



10RKY*****NO**A
(SATIN BLACK)



10RKN*****NR**A
(MATT BLACK)



10RKN*****NW**A
(MATT WHITE)

ONE ESCUTCHEONS

Push on rose

PRODUCT CODES

- 10RKY*****NW**A
- 10RKY*****NO**A
- 10RKY*****NR**A

Euro profile

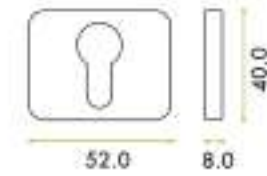
- 10RKN*****NW**A
- 10RKN*****NO**A
- 10RKN*****NR**A

Standard profile

KEY FEATURES

- To suit One lever
- 52mm x 40mm x 8mm
- Fixing screws supplied

TECHNICAL



FINISHES



503NO10R49NW**A
(MATT WHITE)



503NO10R49NR**A
(MATT BLACK)

ONE TURN & RELEASE

Push on rose

PRODUCT CODES

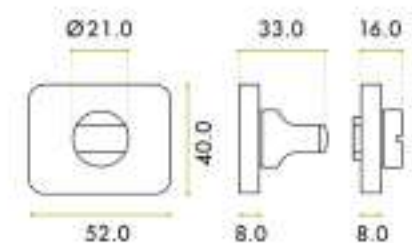
- 503NO10R49NW**A
- 503NO10R49NO**A
- 503NO10R49NR**A

Turn & release
with 5mm spindle

KEY FEATURES

- To suit One lever
- 52mm x 40mm x 8mm
- Suitable for 40-45mm doors
- Fixing screws supplied

TECHNICAL



FINISHES



RELATED PRODUCTS



10NMR10N35
ONE LEVER
(p248)



10NMD*CO**
ONE PULL HANDLE
(p248)



503NO10R49
WONDER
MINIMAL LEVER
(p254)



Q22KY
MINIMAL EURO
ESCUTCHEON
(p255)



113MRQ0135Z8DAA
(SATIN CHROME)



113MRQ013518DAA
(MATT BLACK)

WONDER LEVER

Push on rose

PRODUCT CODES

- 113MRQ0135Z8DAA
- 113MRQ013518DAA

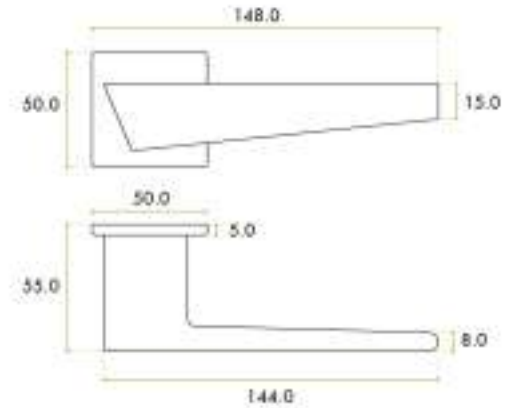
KEY FEATURES

- Square rose with return spring
- Rose 50mm x 50mm x 5mm
- Suitable for 40-45mm doors
- Bolt through fixings included

FINISHES



TECHNICAL



Q01KY*****15**A
(SATIN CHROME)



Q01KY*****18**A
(MATT BLACK)



Q01KN*****18**A
(MATT BLACK)



Q01KN*****15**A
(SATIN CHROME)

SLIM ESCUTCHEONS

Push on rose

PRODUCT CODES

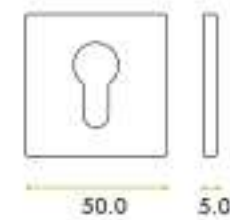
- Q01KY*****15**A
 - Q01KY*****18**A
- Euro profile

- Q01KN*****15**A
 - Q01KN*****18**A
- Standard profile

KEY FEATURES

- Slimline square rose
- To suit Wonder lever
- 50mm x 50mm x 5mm
- Fixing screws supplied

TECHNICAL



FINISHES



RELATED PRODUCTS



503NO10R49
WONDER
MINIMAL LEVER
(p254)



Q22KY
MINIMAL EURO
ESCUTCHEON
(p255)



Q22KN
MINIMAL STANDARD
ESCUTCHEON
(p255)



124NOQ2249
MINIMAL
TURN & RELEASE
(p255)



WONDER LEVER
113MRQ0135Z8DAA
(SATIN CHROME)



124NOQ014915**A
(SATIN CHROME)



124NOQ014918**A
(MATT BLACK)

SLIM TURN & RELEASE

Push on rose

PRODUCT CODES

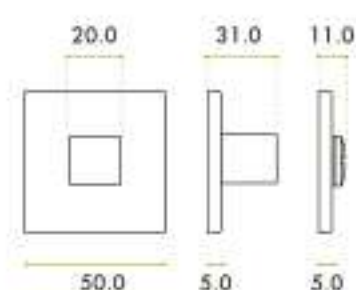
- 124NOQ014915**A
- 124NOQ014918**A

Turn & release
with 5mm spindle

KEY FEATURES

- Slimline square rose
- To suit Wonder lever
- 50mm x 50mm x 5mm
- Suitable for 40-45mm doors
- Fixing screws supplied

TECHNICAL



FINISHES



RELATED PRODUCTS



142MRQ8635
Q-MINI LEVER
(p252)



Q08KO
Q BLANK
ESCUTCHEON
(p253)



Q08KY
Q EURO
ESCUTCHEON
(p253)



Q08KN
Q STANDARD
ESCUTCHEON
(p253)



124NOQN649
Q TURN & RELEASE
(p253)



142MRQ8635Z8ZLA
(SATIN CHROME)



142MRQ863518ZLA
(MATT BLACK)

Q-MINI LEVER

Push on rose

PRODUCT CODES

- 142MRQ8635Z8ZLA
- 142MRQ863518ZLA

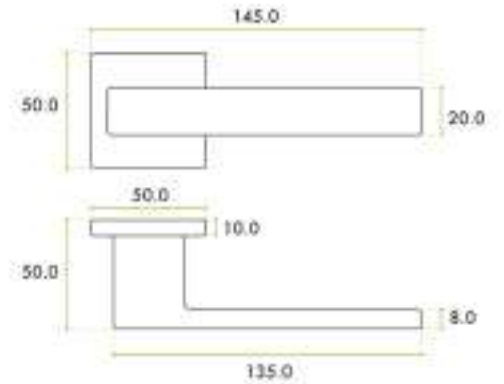
KEY FEATURES

- Square rose with return spring
- Rose 50mm x 50mm x 10mm
- Suitable for 40-45mm doors
- Bolt through fixings included

FINISHES



TECHNICAL



124MRQ8635Z8ZLA
(SATIN CHROME)



124MRQ863518ZLA
(MATT BLACK)

Q-ARTE LEVER

Push on rose

PRODUCT CODES

- 124MRQ8635Z8ZLA
- 124MRQ863518ZLA

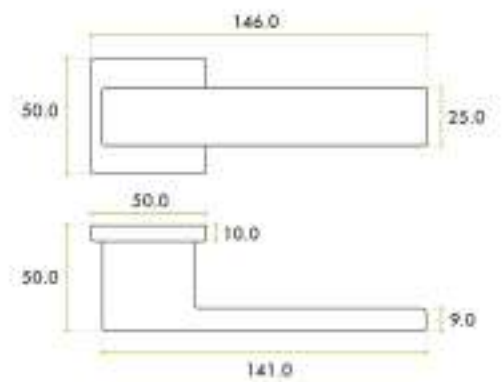
KEY FEATURES

- Square rose with return spring
- Rose 50mm x 50mm x 10mm
- Suitable for 40-45mm doors
- Bolt through fixings included

FINISHES



TECHNICAL



RELATED PRODUCTS



10NMR10N35
ONE LEVER
(p248)



10RKY
ONE EURO
ESCUTCHEON
(p249)



10RKN
ONE STANDARD
ESCUTCHEON
(p249)



503NO10R49
ONE TURN &
RELEASE
(p249)



Q08KO*****18**A
(MATT BLACK)



Q08KY*****15**A
(SATIN CHROME)



Q08KN*****15**A
(SATIN CHROME)



Q08KY*****18**A
(MATT BLACK)

Q ESCUTCHEONS

Push on rose

PRODUCT CODES

- Q08KO*****15**A
 - Q08KO*****18**A
- Blank profile

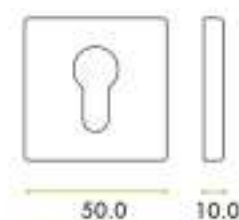
- Q08KY*****15**A
 - Q08KY*****18**A
- Euro profile

- Q08KN*****15**A
 - Q08KN*****18**A
- Standard profile

KEY FEATURES

- To suit Q-Mini & Q-Arte levers
- 50mm x 50mm x 10mm
- Fixing screws supplied

TECHNICAL



FINISHES



124NOQN64915**A
(SATIN CHROME)



124NOQN64918**A
(MATT BLACK)

Q TURN & RELEASE

Push on rose

PRODUCT CODES

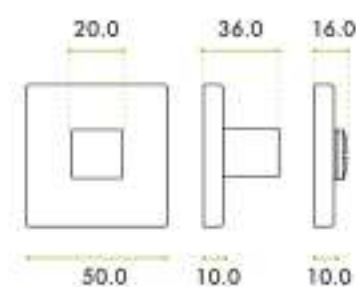
- 124NOQN64915**A
- 124NOQN64918**A

Turn & release
with 5mm spindle

KEY FEATURES

- To suit Q-Mini & Q-Arte levers
- 50mm x 50mm x 10mm
- Suitable for 40-45mm doors
- Fixing screws supplied

TECHNICAL



FINISHES



RELATED PRODUCTS



503NO10R49
WONDER
MINIMAL LEVER
(p254)



Q22KY
MINIMAL EURO
ESCUTCHEON
(p255)



Q22KN
MINIMAL STANDARD
ESCUTCHEON
(p255)



124NOQ2249
MINIMAL
TURN & RELEASE
(p255)



113MR11335Z8CQA
(SATIN CHROME)



113MR1133518CQA
(MATT BLACK)



WONDER MINIMAL LEVER

Unsprung

PRODUCT CODES

- 113MR11335Z8CQA
- 113MR1133518CQA

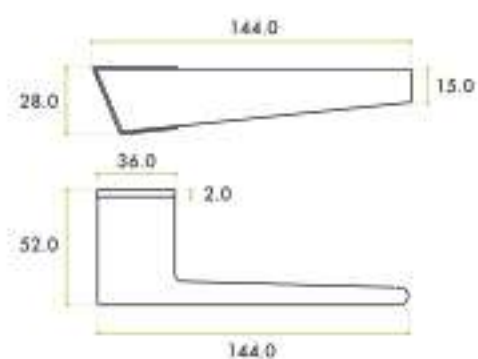
KEY FEATURES

- Minimal rose design
- Rose 28mm x 36mm x 26mm
- Unsprung rose
- Includes special spindle with perforating grub screws
- Suitable for 40-45mm doors

FINISHES



TECHNICAL



NOTE: Please see page 257 for Minimal rose drilling guide



124MR12435Z8CQA
(SATIN CHROME)



124MR1243518CQA
(MATT BLACK)



Q-ARTE MINIMAL LEVER

Unsprung

PRODUCT CODES

- 124MR12435Z8CQA
- 124MR1243518CQA

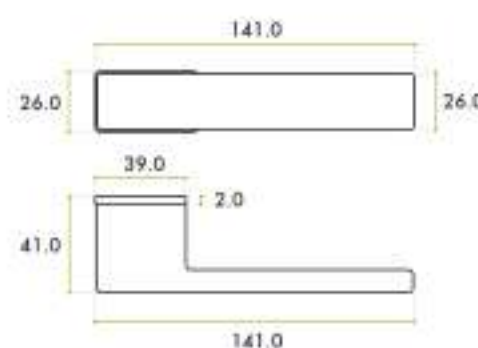
KEY FEATURES

- Minimal rose design
- Rose 26mm x 39mm
- Unsprung rose
- Includes special spindle with perforating grub screws
- Suitable for 40-45mm doors

FINISHES



TECHNICAL



NOTE: Please see page 257 for Minimal rose drilling guide

RELATED PRODUCTS



113MRQ0135
WONDER LEVER
(p250)



Q01KY
SLIM EURO
ESCUTCHEON
(p250)



Q01KN
SLIM STANDARD
ESCUTCHEON
(p250)



124NOQ0149
SLIM TURN & RELEASE
(p251)



Q22KY*****Z8**A
(SATIN CHROME)



Q22KY*****18**A
(MATT BLACK)



Q22KN*****18**A
(MATT BLACK)



Q22KN*****15**A
(SATIN CHROME)

MINIMAL ESCUTCHEONS

Push in rose

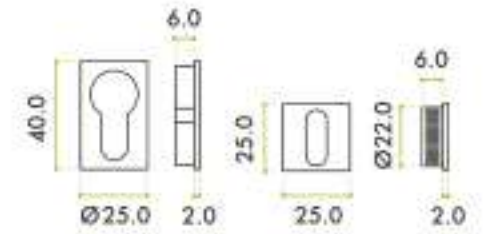
PRODUCT CODES

- Q22KY*****Z8**A
- Q22KY*****18**A
Euro profile
- Q22KN*****15**A
- Q22KN*****18**A
Standard profile

KEY FEATURES

- Minimal rose design
- To suit Wonder and & Q-Arte Minimal
- Euro 40mm x 25mm
- Standard 25mm x 25mm
- Requires VF22FS0TQ Ø22mm drill bit

TECHNICAL



FINISHES



NOTE: Please see page 257 for Minimal rose drilling guide

Both the Minimal Escutcheons and Minimal Turn & Release require the Ø22mm drill bit: **VF22FS0TQ**



124NOQ224915**A
(SATIN CHROME)



124NOQ224918**A
(MATT BLACK)



MINIMAL TURN & RELEASE

Push in rose

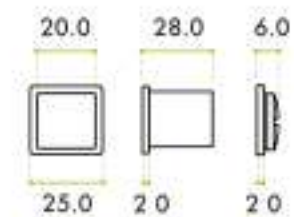
PRODUCT CODES

- 124NOQ224915**A
- 124NOQ224918**A
Turn & release with 5mm spindle

KEY FEATURES

- Minimal rose design
- To suit Wonder and & Q-Arte Minimal
- Rose 25mm x 25mm
- Requires VF22FS0TQ Ø22mm drill bit
- Suitable for 40-45mm doors

TECHNICAL



FINISHES



NOTE: Please see page 257 for Minimal rose drilling guide

RELATED PRODUCTS



10NMR10N35
ONE LEVER
(p248)



10RKY
ONE EURO
ESCUTCHEON
(p249)



10RKN
ONE STANDARD
ESCUTCHEON
(p249)



503NO10R49
ONE TURN &
RELEASE
(p249)



141MR02235Z8CQA
(SATIN CHROME)



141MR0223518CQA
(MATT BLACK)



SPRING MINIMAL LEVER

Unsprung

PRODUCT CODES

- 141MR02235Z8CQA
- 141MR0223518CQA

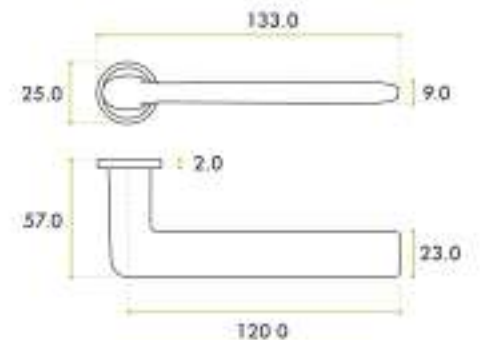
KEY FEATURES

- Minimal rose design
- Rose Ø25mm x 2mm
- Unsprung rose
- Includes special spindle with perforating grub screws
- Suitable for 40-45mm doors

FINISHES



TECHNICAL



NOTE: Please see page 257 for Minimal rose drilling guide



022KY*****Z8**A
(SATIN CHROME)



022KY*****18**A
(MATT BLACK)



022KN*****18**A
(MATT BLACK)



022KN*****15**A
(SATIN CHROME)



MINIMAL ESCUTCHEONS

Push in rose

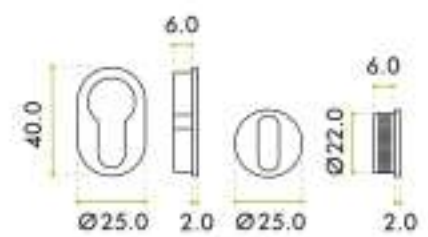
PRODUCT CODES

- 022KY*****Z8**A
- 022KY*****18**A
- Euro profile
- 022KN*****15**A
- 022KN*****18**A
- Standard profile

KEY FEATURES

- Minimal rose design
- To suit Spring Minimal lever
- Euro 40mm x 25mm
- Standard Ø25mm
- Requires VF22FS0TQ Ø22mm drill bit

TECHNICAL



FINISHES



NOTE: Please see page 257 for Minimal rose drilling guide

Both the Minimal Escutcheons and Minimal Turn & Release require the Ø22mm drill bit: **VF22FS0TQ**

RELATED PRODUCTS



113MRQ0135
WONDER LEVER
(p250)



Q01KY
SLIM EURO
ESCUTCHEON
(p250)



Q01KN
SLIM STANDARD
ESCUTCHEON
(p250)



124NOQ0149
SLIM TURN & RELEASE
(p251)



MINIMAL TURN & RELEASE

Push in rose



503NO0224915**A
(SATIN CHROME)



503NO0224918**A
(MATT BLACK)

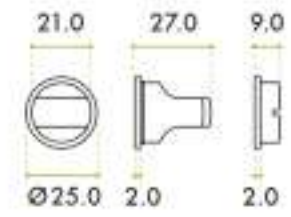
PRODUCT CODES

- 503NO0224915**A
 - 503NO0224918**A
- Turn & release with 5mm spindle

KEY FEATURES

- Minimal rose design
- To suit Spring Minimal lever
- Rose Ø25mm
- Requires VF22FS0TQ Ø22mm drill bit
- Suitable for 40-45mm doors

TECHNICAL



FINISHES



Both the Minimal Escutcheons and Minimal Turn & Release require the Ø22mm drill bit: **VF22FS0TQ**

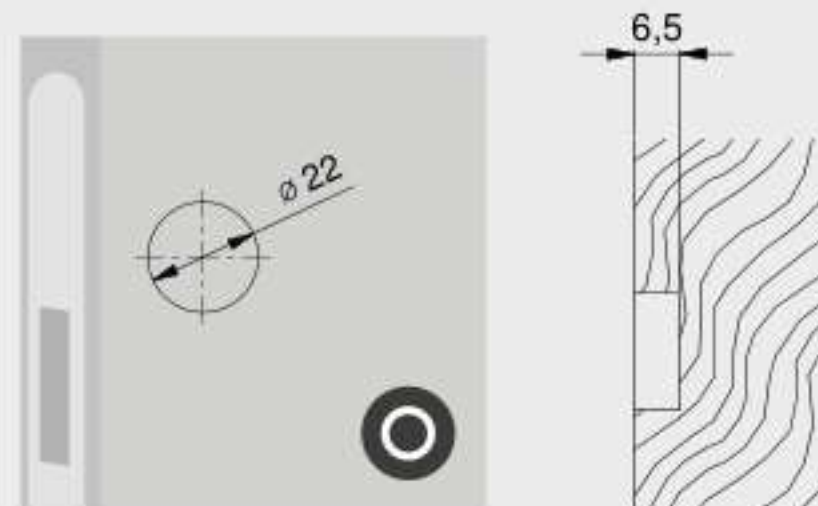


NOTE: Please see below for Minimal escutcheon drilling guide

MINIMAL ROSE 2MM THICKNESS - DRILLING GUIDE

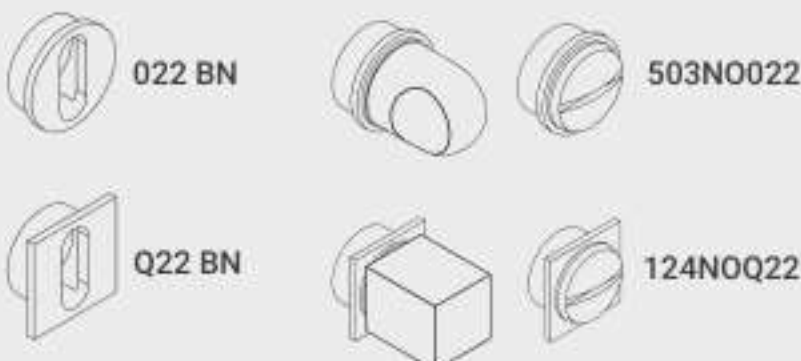
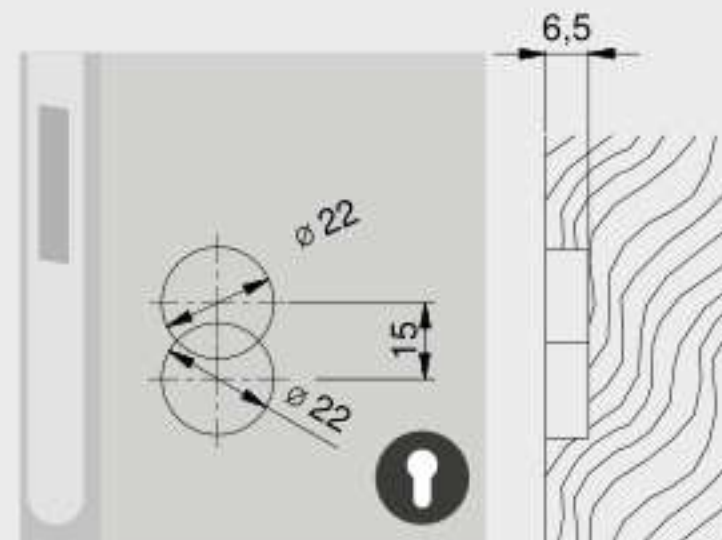
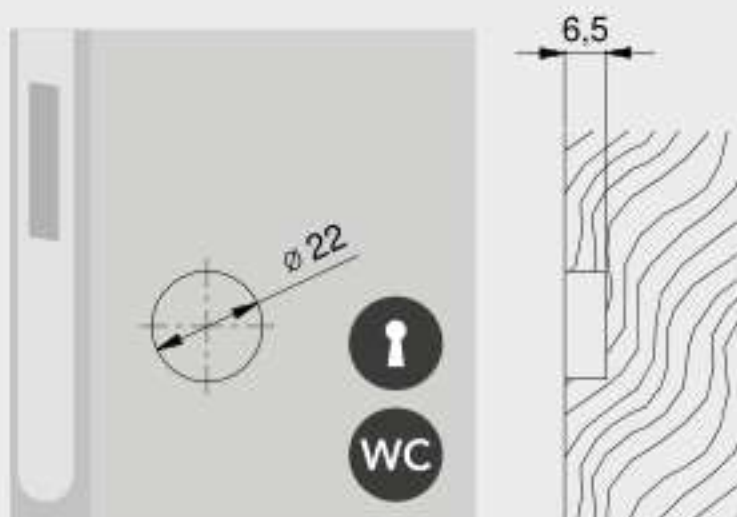
DOOR DRILLING-MINIMAL ROSES

ø22 mm



DOOR DRILLING-MINIMAL ESCUTCHEONS

ø22 mm





NEW

700MR70035G4D*A
(SATIN NICKEL)



700MR70035NRD*A
(MATT BLACK)

OBLIQ LEVER

Sprung

PRODUCT CODES

- 700MR70035G4D*A
- 700MR70035G6D*A
- 700MR70035NRD*A
- 700MR70035NWD*A
- 700MR70035MGD*A ‡
- 700MR70035TRD*A ‡

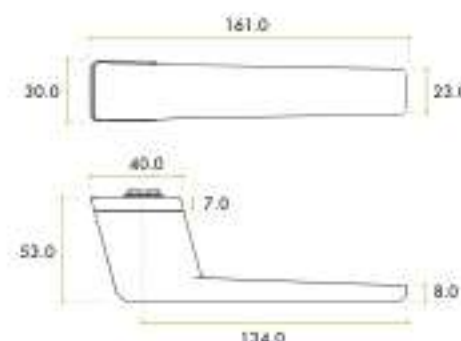
KEY FEATURES

- Minimal rose design
- Rose 40mm x 30mm x 7mm
- Sprung rose
- Suitable for 38-52mm doors

FINISHES



TECHNICAL



‡ Finish available on request



R01KY*****G4*A
(SATIN NICKEL)



R01KY*****NW*A
(MATT WHITE)



R01KN*****NR*A
(MATT BLACK)



R01KN*****G6*A
(SATIN CHROME)

NEW

OBLIQ ESCUTCHEONS

Push on rose

PRODUCT CODES

- R01KY*****G4*A
- R01KY*****G6*A
- R01KY*****NR*A
- R01KY*****NW*A
- R01KY*****MG*A ‡
- R01KY*****TR*A ‡

Euro profile

- R01KN*****G4*A
- R01KN*****G6*A
- R01KN*****NR*A
- R01KN*****NW*A
- R01KN*****MG*A ‡
- R01KN*****TR*A ‡

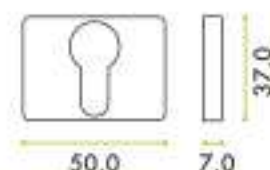
Standard profile

KEY FEATURES

- To suit Obliq lever
- 50mm x 37mm x 7mm
- Fixing screws supplied

‡ Finish available on request

TECHNICAL



FINISHES



RELATED PRODUCTS



113MRQ0135
WONDER LEVER
(p250)



Q01KY
SLIM EURO
ESCUTCHEON
(p250)



Q01KN
SLIM STANDARD
ESCUTCHEON
(p250)



124NOQ0149
SLIM TURN & RELEASE
(p251)



OBLIQ TURN & RELEASE

Push on rose



503NOR0149G4**A
(SATIN NICKEL)



503NOR0149NR**A
(MATT BLACK)

PRODUCT CODES

- 503NOR0149G4**A
- 503NOR0149G6**A
- 503NOR0149NR**A
- 503NOR0149NW**A
- 503NOR0149MG**A †
- 503NOR0149TR**A †

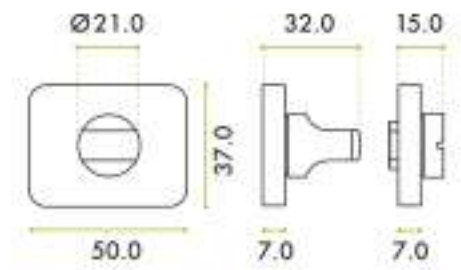
Turn & release
with 5mm spindle

KEY FEATURES

- To suit Obliq lever
- 50mm x 37mm x 7mm
- Supplied with 5mm spindle
- Suitable for 40-45mm doors
- Fixing screws supplied

† Finish available on request

TECHNICAL



FINISHES



OBLIQ LEVER
700MR70035NRD**A
(MATT BLACK)

RELATED PRODUCTS





STOCCOLMA LEVER

Push on rose

PRODUCT CODES

- L15MRL5235GWDQA

KEY FEATURES

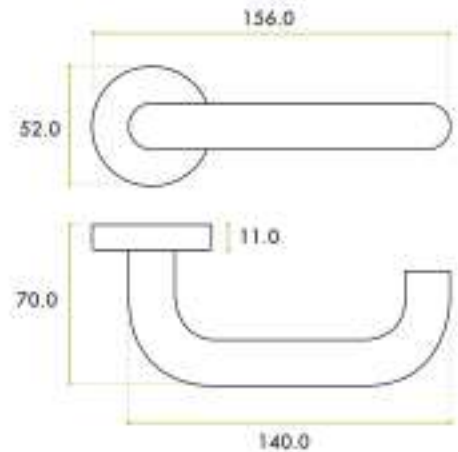
- Complies with the design requirements of BS8300
- Stainless steel finish with Antigerm™ coating
- 52 x 11mm round sprung rose
- Includes special spindle with perforating grub screws
- Suitable for 38-80mm doors

FINISHES



GW STAINLESS STEEL WITH ANTIGERM™ COATING **NEW!**

TECHNICAL



Antigerm™ is the exclusive antibacterial treatment for handles. It is based on resin composed of silver ions and water based varnish, and contains no chemical solvents.

The Antigerm™ treatment is permanent and it works 24/7 without needing to be regenerated throughout the life of the product.

Even with deep scratches on the surface, the silver ions have the ability to continue their work, ensuring the unimpeded antibacterial activity. Certified to ISO 22196:2007 Antigerm™ is proven to kill more than 99.99% of germs.

RELATED PRODUCTS



J37MRJ3735
ID-9 LEVER
(p266)



000CDJ372C
ID-9 BLANK
ESCUTCHEON
(p266)



000CDJ372Y
ID-9 EURO
ESCUTCHEON
(p266)



000CDJ372B
ID-9 STANDARD
ESCUTCHEON
(p266)



J02NOJ3749
ID-9 TURN & RELEASE
(p277)



ESCUTCHEONS

Push on rose

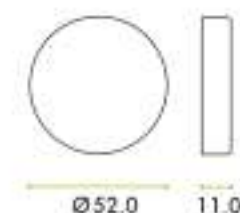
PRODUCT CODES

- T52KY*****GW**A
Euro profile
- T52KN*****GW**A
Standard profile

KEY FEATURES

- Grade 304 stainless steel
- 52mm x 11mm rose
- To suit Stocolma lever
- Stainless steel finish with Antigerm™ coating
- Fixing screws supplied

TECHNICAL



FINISHES



T52KY*****GW**A
(STAINLESS STEEL)



T52KN*****GW**A
(STAINLESS STEEL)



TURN & RELEASE

Push on rose

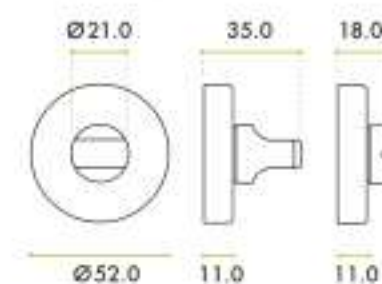
PRODUCT CODES

- 503NOL5249GW**A
Turn & release
with 5mm spindle
- 503NOF5249GW**A
Turn & release
with 5mm spindle
& indicator

KEY FEATURES

- Grade 304 stainless steel
- 52mm x 11mm rose
- To suit Stocolma lever
- Stainless steel finish with Antigerm™ coating
- Fixing screws supplied
- Suitable for 38-44mm doors

TECHNICAL



FINISHES



503NOL5249GW**A
(STAINLESS STEEL)



503NOF5249GW**A
(STAINLESS STEEL)

RELATED PRODUCTS



REG10NMD350-CO
PULL HANDLE
(p262)



REG10NMD350-CO
BACK TO BACK
FIXING PACK
(p263)



REG10NMD350-CO
FINGER PLATE
(p262)



PULL HANDLES

'D' pull handle

PRODUCT CODES

- REGP300BF-SSS-AG
19 x 300mm
- REGP425BF-SSS-AG
19 x 425mm

KEY FEATURES

- Grade 304 stainless steel
- 19mm tubular
- Stainless steel finish with Antigerm™ coating

STANDARDS



FINISHES



AG STAINLESS STEEL WITH ANTIGERM™ COATING
NEW!



FINGER PLATES

PRODUCT CODES

- REGFP350-SSS-AG
75 x 350mm
- REGFP475-SSS-AG
75 x 475mm

KEY FEATURES

- Grade 304 stainless steel
- 75mm wide
- Stainless steel finish with Antigerm™ coating

STANDARDS



FINISHES



AG STAINLESS STEEL WITH ANTIGERM™ COATING
NEW!

RELATED PRODUCTS



L15MRL5235
STOCCOLMA LEVER
(p260)



T52KN/KY
STOCCOLMA
ESCUTCHEONS
(p261)



503NOL5249
STOCCOLMA
TURN & RELEASE
(p261)



BACK TO BACK FIXING PACKS

PRODUCT CODES

- REGBB19-SSS-AG
for 19mm pull handles

KEY FEATURES

- Suitable for 35-54mm doors
- To fix 2 regular pull handles back to back
- Stainless steel finish with Antigerm™ coating

FINISHES



AG STAINLESS STEEL WITH ANTIGERM™ COATING
NEW!



ROSE PACK FOR PULL HANDLE

Concealed fix

PRODUCT CODES

- REGCF19-SSS-AG

KEY FEATURES

- Grade 304 stainless steel
- Concealed fix rose pack for 19mm pull handle
- 2x push on roses and fixings
- Stainless steel finish with Antigerm™ coating

FINISHES



AG STAINLESS STEEL WITH ANTIGERM™ COATING
NEW!

RELATED PRODUCTS



10NMR10N35
ONE LEVER
(p248)




10RKY
ONE EURO
ESCUTCHEON
(p249)



10RKN
ONE STANDARD
ESCUTCHEON
(p249)



503NO10R49
ONE TURN &
RELEASE
(p249)



TRIA LEVER
J25MRJ303518EJA
(MATT BLACK)



J25MRJ303598EJA
(PVD SATIN INOX)



J25MRJ303518EJA
(MATT BLACK)



TRIA LEVER

Push on rose

PRODUCT CODES

- J25MRJ303598EJA
- J25MRJ303518EJA

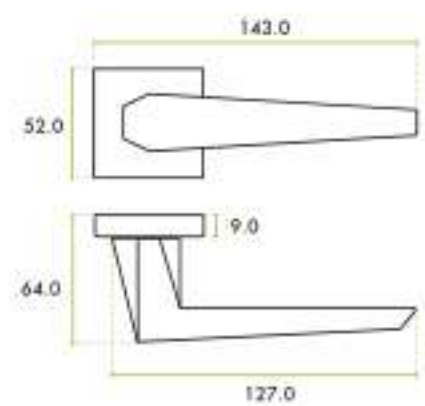
KEY FEATURES

- Square rose with return spring
- Rose 52mm x 52mm x 9mm
- Suitable for 38-45mm doors
- Bolt through fixings included
- Tria is part of JATEC range and supplied in JATEC branded boxes

FINISHES



TECHNICAL



RELATED PRODUCTS



113MRQ0135
WONDER LEVER
(p250)



Q01KY
SLIM EURO
ESCUTCHEON
(p250)



Q01KN
SLIM STANDARD
ESCUTCHEON
(p250)



124NOQ0149
SLIM TURN & RELEASE
(p251)



000CDJ302C98*JA
(PVD SATIN INOX)



000CDJ302Y18*JA
(MATT BLACK)



000CDJ302B18*JA
(MATT BLACK)



000CDJ302B98*JA
(PVD SATIN INOX)

TRIA ESCUTCHEONS

Push on rose

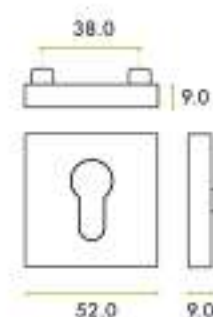
PRODUCT CODES

- 000CDJ302C98*JA
- 000CDJ302C18*JA
Blank profile
- 000CDJ302Y98*JA
- 000CDJ302Y18*JA
Euro profile
- 000CDJ302B98*JA
- 000CDJ302B18*JA
Standard profile

KEY FEATURES

- Square rose
- To suit Tria lever
- 52mm x 52mm x 9mm
- Fixing screws supplied
- Tria is part of JATEC range and supplied in JATEC branded boxes

TECHNICAL



FINISHES



J02NOJ304998*JA
(PVD SATIN INOX)



J02NOJ304918*JA
(MATT BLACK)

TRIA TURN & RELEASE

Push on rose

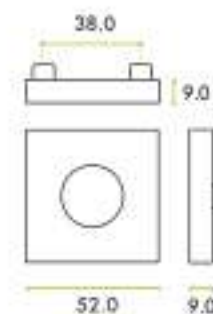
PRODUCT CODES

- J02NOJ304998*JA
- J02NOJ304918*JA
Turn & release with 5mm spindle

KEY FEATURES

- Square rose
- To suit Tria lever
- 52mm x 52mm x 9mm
- Fixing screws supplied
- Suitable for 38-45mm doors
- Tria is part of JATEC range and supplied in JATEC branded boxes

TECHNICAL



FINISHES



RELATED PRODUCTS



503NO10R49
WONDER
MINIMAL LEVER
(p254)



Q22KY
MINIMAL EURO
ESCUTCHEON
(p255)



Q22KN
MINIMAL STANDARD
ESCUTCHEON
(p255)



124NOQ2249
MINIMAL
TURN & RELEASE
(p255)



J37MRJ373505EJA
(POLISHED CHROME)



J37MRJ373596EJA
(PVD SATIN BLACK)



ID-9 LEVER

Push on rose

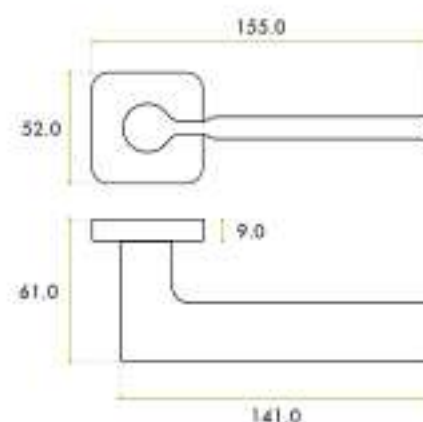
PRODUCT CODES

- J37MRJ373505EJA
- J37MRJ373598EJA
- J37MRJ373596EJA

KEY FEATURES

- Square rose with return spring
- Rose 52mm x 52mm x 9mm
- Suitable for 38-45mm doors
- Bolt through fixings included
- ID-9 is part of JATEC range and supplied in JATEC branded boxes

TECHNICAL



FINISHES



000CDJ372C05*JA
(POLISHED CHROME)



000CDJ372C96*JA
(PVD SATIN BLACK)



000CDJ372Y98*JA
(PVD SATIN INOX)



000CDJ372B05*JA
(POLISHED CHROME)



ID-9 ESCUTCHEONS

Push on rose

PRODUCT CODES

- 000CDJ372C05*JA
 - 000CDJ372C98*JA
 - 000CDJ372C96*JA
- Blank profile

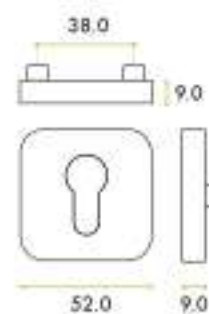
- 000CDJ372B05*JA
 - 000CDJ372B98*JA
 - 000CDJ372B96*JA
- Euro profile

- 000CDJ372Y05*JA
 - 000CDJ372Y98*JA
 - 000CDJ372Y96*JA
- Standard profile

KEY FEATURES

- Square rose
- To suit ID-9 lever
- 52mm x 52mm x 9mm
- Fixing screws supplied
- Suitable for 38-45mm doors
- ID-9 is part of JATEC range and supplied in JATEC branded boxes

TECHNICAL



FINISHES



RELATED PRODUCTS



142MRQ8635
Q-MINI LEVER
(p252)



Q08KO
Q BLANK
ESCUTCHEON
(p253)



Q08KY
Q EURO
ESCUTCHEON
(p253)



Q08KN
Q STANDARD
ESCUTCHEON
(p253)



124NOQN649
Q TURN & RELEASE
(p253)



J02NOJ374998*JA
(PVD SATIN INOX)



J02NOJ374996*JA
(PVD SATIN BLACK)



ID-9 TURN & RELEASE

Push on rose

PRODUCT CODES

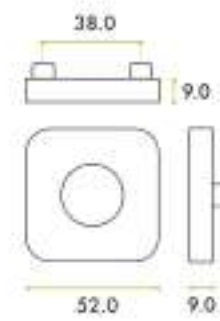
- J02NOJ374905*JA
- J02NOJ374998*JA
- J02NOJ374996*JA

Turn & release with 5mm spindle

KEY FEATURES

- Square rose
- To suit ID-9 lever
- 52mm x 52mm x 9mm
- Fixing screws supplied
- Suitable for 38-45mm doors
- ID-9 is part of JATEC range and supplied in JATEC branded boxes

TECHNICAL



FINISHES



327MS*****15**A
(SATIN CHROME)



327MS*****18**A
(MATT BLACK)



327MS*****46**A
(STAINLESS BRASS)



EDEN PULL HANDLE

Bow shaped

PRODUCT CODES

- 327MS*****15**A
- 327MS*****05**A
- 327MS*****18**A
- 327MS*****46**A
- 327MS*****98**A

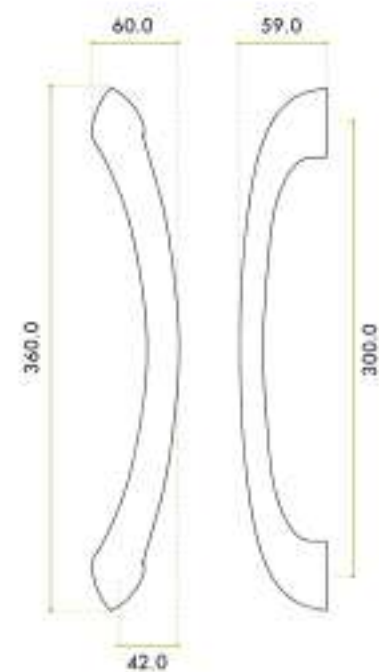
KEY FEATURES

- Single pull handle
- Length: 360mm
- Centres: c/c 300mm
- Includes fixings

FINISHES



TECHNICAL



RELATED PRODUCTS



000CD325**1C***
BACK-TO-BACK
ADAPTOR FOR
EDEN PULL HANDLE



10NMD***C0
ONE PULL HANDLE
(p248)



10NMR10N35
ONE LEVER
(p248)



R60KS
R60KS***M631**A
(STAINLESS NICKEL)



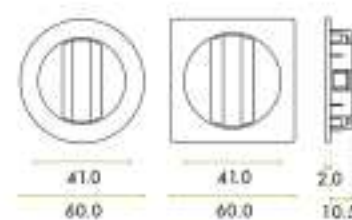
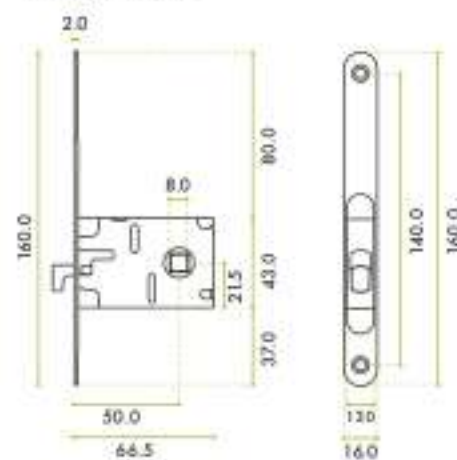
R60KS

Sliding door lock set

PRODUCT CODES

- R60KS***M618**A
 - R60KS***M696**A
 - R60KS***M631**A
 - R60KS***M6Z8**A
- Round
- R60KS00QM618**A
 - R60KS00QM696**A
 - R60KS00QM631**A
 - R60KS00QM6Z8**A
- Square

TECHNICAL



FINISHES



R60KS***M618**A
(MATT BLACK)



R60KS00QM631**A
(SATIN NICKEL)

KEY FEATURES

- Patented assembly system
- Sliding door lock
- Forend size: 16mm x 160mm
- Case size height: 43mm
- Case size length: 64.5mm
- Case size thickness: 13mm
- Available with round or square flush handles
- Round: 60mm dia.
- Square: 60mm x 60mm
- No projection of thumb turn
- Suitable for 35-52mm doors

RELATED PRODUCTS



113MRQ0135
WONDER LEVER
(p250)



Q01KY
SLIM EURO
ESCUTCHEON
(p250)

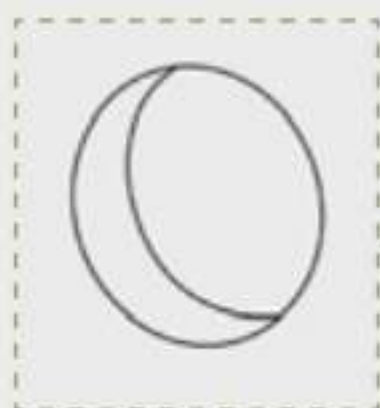


Q01KN
SLIM STANDARD
ESCUTCHEON
(p250)



124NOQ0149
SLIM TURN & RELEASE
(p251)

R60 DRILLING GUIDE

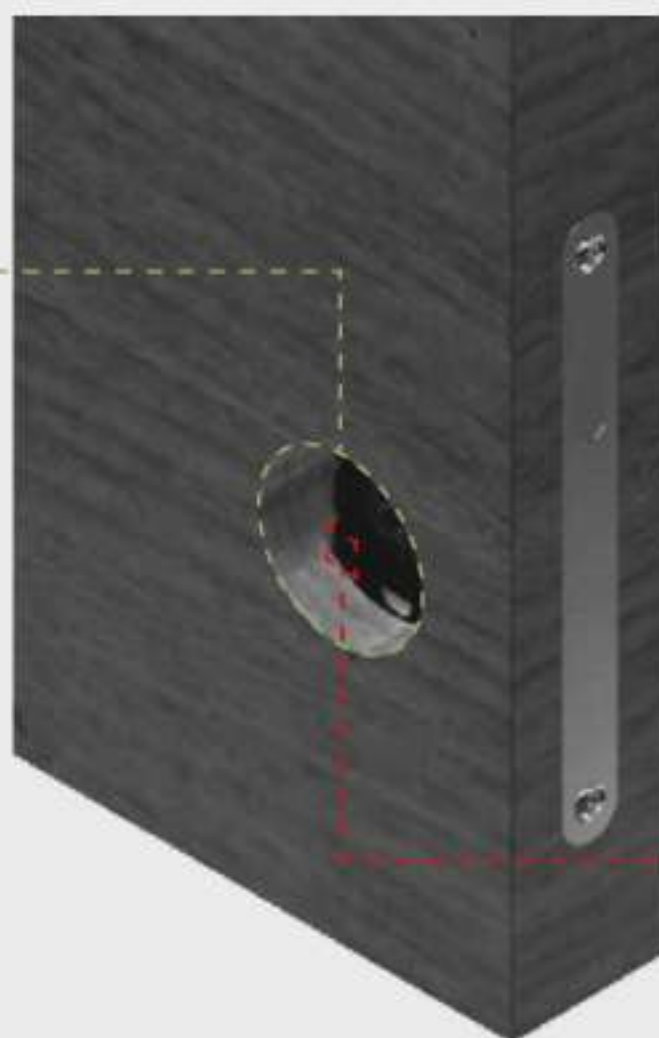


DOOR DRILLING

ø48 mm

TOLERANCE

+ 0,4 mm / - 0,1 mm

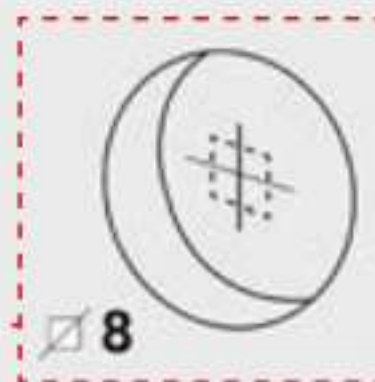


R60

The lock square must be positioned in the centre to the ø48 mm hole.

MAXIMUM TOLERANCE

± 0,3 mm




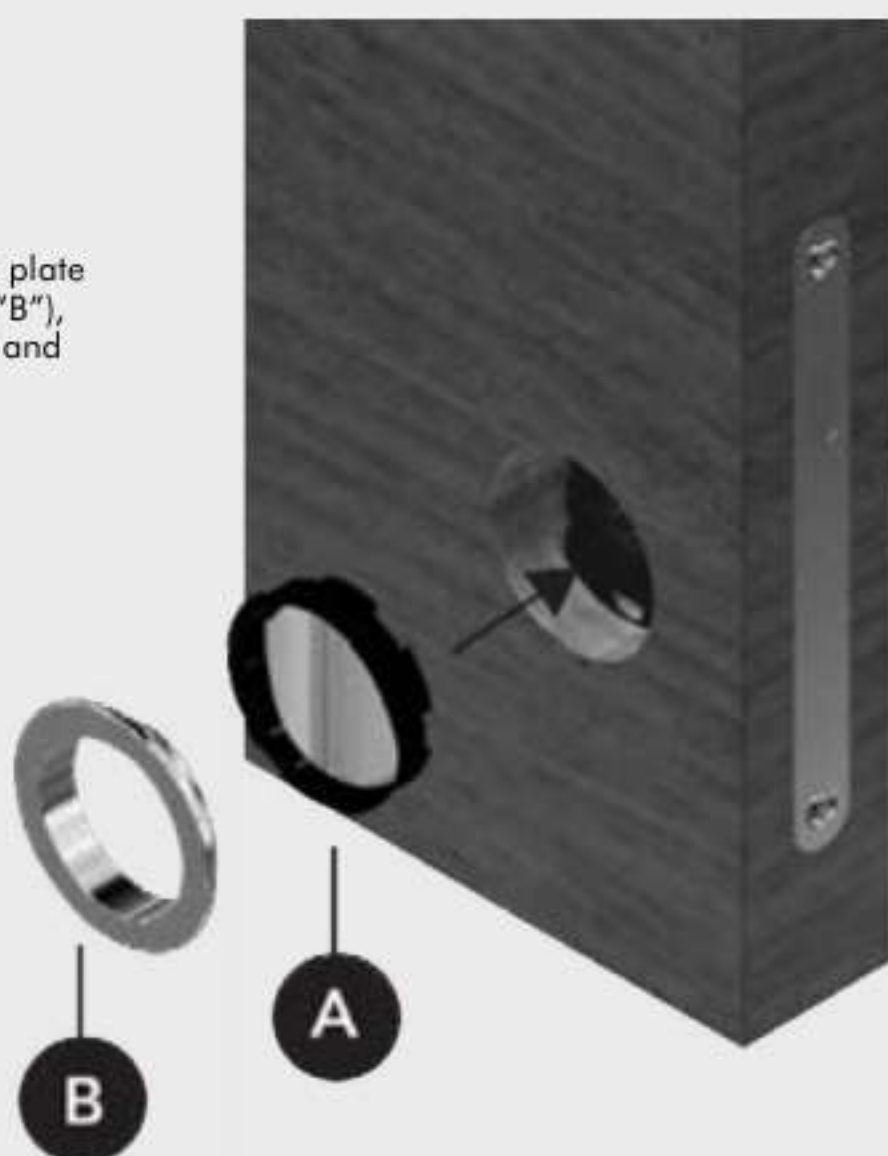
R60 ASSEMBLY GUIDE

ASSEMBLY

1. Insert part A
2. Insert part B

CAUTION

Do not insert the complete flush pull plate ("A" assembled to "B"), insert first part "A" and then part "B".



IMPORTANT:

Please note that with this being a clip-on system without fixing screws, it is very important that the tolerance for fitting is very precise in order for the patented assembly system to work properly.

R60
Assembling and
disassembling
system video





The PRO range includes six different solid zinc levers on zinc backplate designs, ideal for completing a variety of modern interior projects.



Available in a variety of finishes including polished chrome, satin chrome, electro brass and florentine bronze.



All PRO levers on backplate are fully certified to BS EN 1634-1 for use on 30 and 60 minute fire doors.

PRO

PROJECT RANGE

The Project Range is made from a zinc base material available in polished chrome, satin chrome, electro brass and florentine bronze finishes. The collection features six different classic designs.



PRO RANGE

PROJECT ZINC LEVERS & ACCESSORIES

PROJECT OXFORD LEVER ON BACKPLATE



PR011SC



PR012CP

PRODUCT CODES

- PR011CP
- PR011SC
- PR011EB
Lock backplate
- PR011EPCP
- PR011EPSC
- PR011EPEB
Euro backplate
- PR012CP
- PR012SC
- PR012EB
Latch backplate
- PR013CP
- PR013SC
- PR013EB
Bathroom backplate

KEY FEATURES

- 42 x 168mm backplate
- 47.5mm c/c (Euro)
- 57mm c/c (Lock & bath')
- Face-fix backplate

FINISHES



POLISHED
CHROME

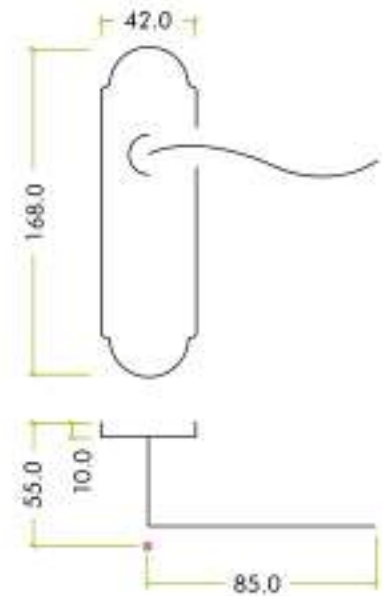
SATIN
CHROME

ELECTRO
BRASS

STANDARDS



TECHNICAL



RELATED PRODUCTS



ZUKS64EP / 76EP
EURO SASH LOCK
47.5MM C/C
(p376)



ZUKB64 / 76
BATHROOM LOCK
57MM C/C
(p380)



ZSC64EP / 76EP
EURO CONTRACT
SASH LOCK – 47.5MM C/C
(p390)



ZSC364 / 376
3 LEVER CONTRACT
SASH LOCK – 57MM C/C
(p390)

PROJECT ARUNDEL LEVER ON BACKPLATE



PRO31EPEB



PRO31SC

PRODUCT CODES

- PR031CP
- PR031SC
- PR031EB
Lock backplate
- PR031EPCP
- PR031EPSC
- PR031EPEB
Euro backplate
- PR032CP
- PR032SC
- PR032EB
Latch backplate
- PR033CP
- PR033SC
- PR033EB
Bathroom backplate

KEY FEATURES

- 40 x 180mm backplate
- 47.5mm c/c (Euro)
- 57mm c/c (Lock & bath')
- Face-fix backplate

FINISHES



POLISHED
CHROME

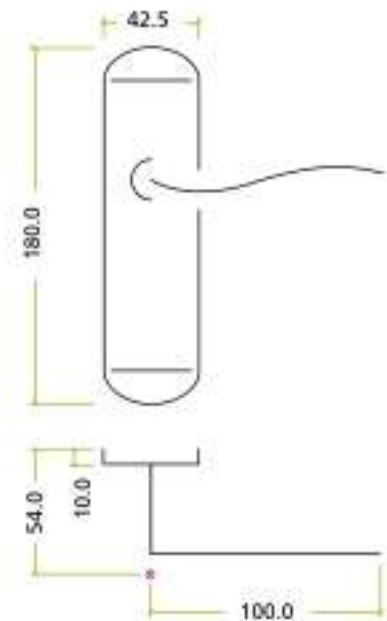
SATIN
CHROME

ELECTRO
BRASS

STANDARDS



TECHNICAL



RELATED PRODUCTS



ZFP10 / CP / SC
SPARE FIXING PACK
SUITABLE FOR PRO
LEVERS ON BACKPLATE



SP23
SPARE SPINDLE
8MM X 8MM X
100MM LONG



SP24
SPARE SPINDLE
8MM X 8MM X
110MM LONG



SP25
SPARE SPINDLE
5MM X 5MM X
65MM LONG

PRO RANGE

PROJECT ZINC LEVERS & ACCESSORIES

PROJECT VICTORIAN SCROLL LEVER ON BACKPLATE



PR021SC



PR022CP

PRODUCT CODES

- PR021CP
- PR021SC
- PR021EB
Lock backplate
- PR021EPCP
- PR021EPSC
- PR021EPEB
Euro backplate
- PR022CP
- PR022SC
- PR022EB
Latch backplate
- PR023CP
- PR023SC
- PR023EB
Bathroom backplate
- PR024CP
- PR024SC
- PR024EB
Privacy backplate

KEY FEATURES

- 40 x 150mm backplate (Lock & bathroom)
- 40 x 114mm backplate (Latch & privacy only)
- 47.5mm c/c (Euro)
- 57mm c/c (Lock & bath')
- Face-fix backplate

FINISHES

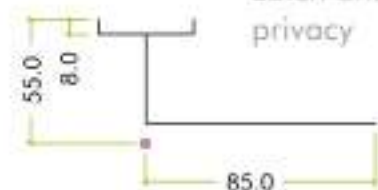
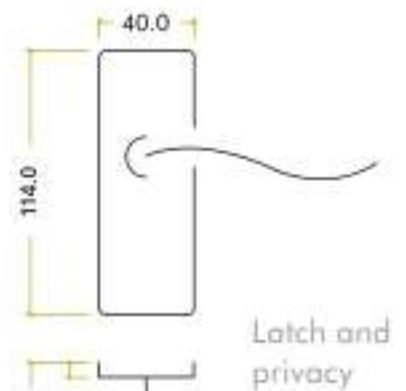
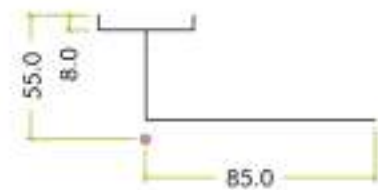
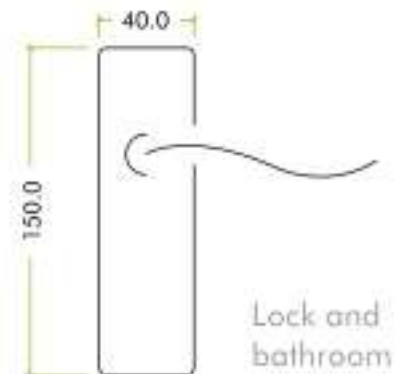


POLISHED CHROME SATIN CHROME ELECTRO BRASS

STANDARDS



TECHNICAL



RELATED PRODUCTS



ZUKS64EP / 76EP
EURO SASH LOCK
47.5MM C/C
(p376)



ZUKB64 / 76
BATHROOM LOCK
57MM C/C
(p380)



ZSC64EP / 76EP
EURO CONTRACT
SASH LOCK – 47.5MM C/C
(p390)



ZSC364 / 376
3 LEVER CONTRACT
SASH LOCK – 57MM C/C
(p390)

PROJECT VICTORIAN FLAT LEVER ON BACKPLATE



PR041EB



PR044SC

PRODUCT CODES

- PR041CP
- PR041SC
- PR041EB
- Lock backplate
- PR041EPCP
- PR041EPSC
- PR041EPEB
- Euro backplate
- PR042CP
- PR042SC
- PR042EB
- Latch backplate
- PR043CP
- PR043SC
- PR043EB
- Bathroom backplate
- PR044CP
- PR044SC
- PR044EB
- Privacy backplate

KEY FEATURES

- 40 x 150mm backplate (Lock & bathroom)
- 40 x 114mm backplate (Latch & privacy)
- 47.5mm c/c (Euro)
- 57mm c/c (Lock & bath')
- Face-fix backplate

FINISHES



POLISHED CHROME

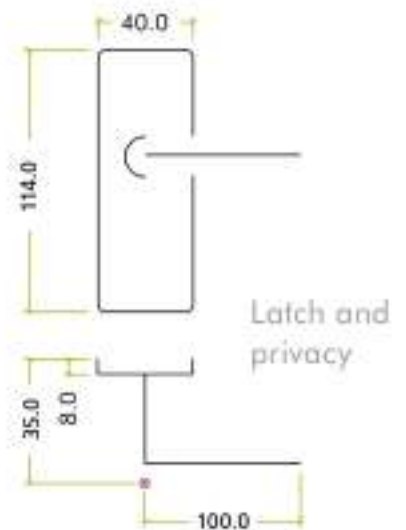
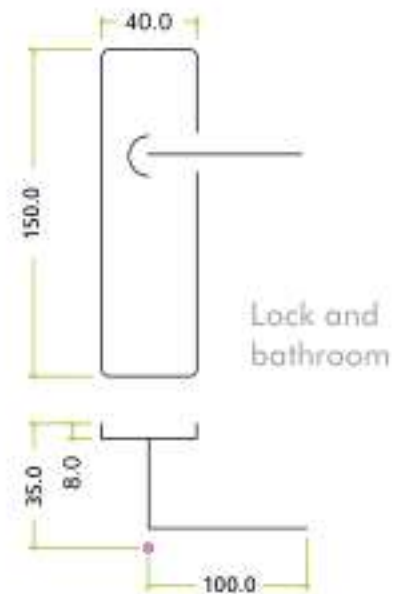
SATIN CHROME

ELECTRO BRASS

STANDARDS



TECHNICAL



RELATED PRODUCTS



ZFP10 / CP / SC
SPARE FIXING PACK
SUITABLE FOR PRO
LEVERS ON BACKPLATE



SP23
SPARE SPINDLE
8MM X 8MM X
100MM LONG



SP24
SPARE SPINDLE
8MM X 8MM X
110MM LONG



SP25
SPARE SPINDLE
5MM X 5MM X
65MM LONG

PRO RANGE

PROJECT ZINC LEVERS & ACCESSORIES



PR061EPSCCP

PROJECT ASTI LEVER ON BACKPLATE

PRODUCT CODES

- PR061SCCP
Lock backplate
- PR061FB
Euro backplate
- PR061EPSCCP
Euro backplate
- PR061EPFB
Euro backplate
- PR062SCCP
Latch backplate
- PR062FB
Latch backplate
- PR063SCCP
Bathroom backplate
- PR063FB
Bathroom backplate

KEY FEATURES

- 50 x 180mm backplate
- 47.5mm c/c (Euro)
- 57mm c/c (Lock & bath')
- Face-fix backplate

FINISHES

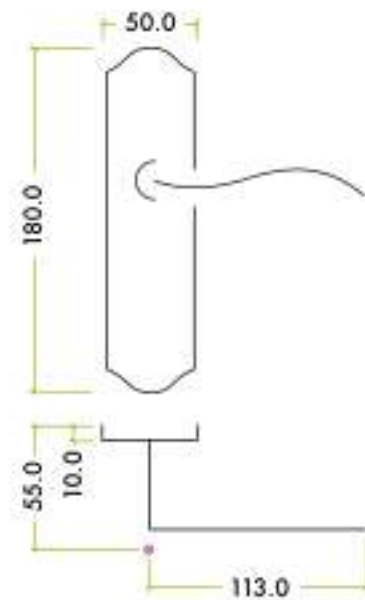


SATIN CHROME / POLISHED CHROME
FLORENTINE BRONZE

STANDARDS



TECHNICAL



PR063FB

RELATED PRODUCTS



ZUKS64EP / 76EP
EURO SASH LOCK
47.5MM C/C
(p376)



ZUKB64 / 76
BATHROOM LOCK
57MM C/C
(p380)



ZSC64EP / 76EP
EURO CONTRACT
SASH LOCK - 47.5MM C/C
(p390)



ZSC364 / 376
3 LEVER CONTRACT
SASH LOCK - 57MM C/C
(p390)

PROJECT LINCOLN LEVER ON BACKPLATE



PR071EPFB

PRODUCT CODES

- PR071FB
Lock backplate
- PR071EPFB
Euro backplate
- PR072FB
Latch backplate
- PR073FB
Bathroom backplate

KEY FEATURES

- 48 x 180mm backplate
- 47.5mm c/c (Euro)
- 57mm c/c (Lock & bath')
- Face-fix backplate

FINISHES

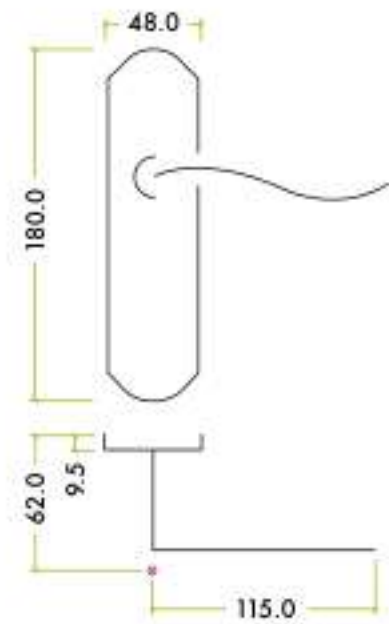


FLORENTINE BRONZE

STANDARDS



TECHNICAL



RELATED PRODUCTS



ZFP10 / CP / SC
SPARE FIXING PACK
SUITABLE FOR PRO
LEVERS ON BACKPLATE



SP23
SPARE SPINDLE
8MM X 8MM X
100MM LONG



SP24
SPARE SPINDLE
8MM X 8MM X
110MM LONG



SP25
SPARE SPINDLE
5MM X 5MM X
65MM LONG



Our range of face-fixed products enables easy installation and instant update of existing hardware.



The Foxcote Foundries black antique products offer a durable, functional and decorative finish to complement any restoration or period style home project.



Manufactured from malleable iron using an annealing heat treatment process for a high quality product.



FF415
Ball mortice knob p282



FF416
Oval mortice knob p282



FF111/112/113
Lever on backplate p283



FF211/212/213
Lever on backplate p283



FF311/312/313
Scroll lever on backplate p284



FF511/512/513
Lever on long backplate p284



FF611/612/613
Fleur De Lys backplate p285



FF400
Curly tail lever p285



FF45
Multi-point handle p286



FF54
Turn & release p286



FF26
Thumb latch p287



FF55
Latch p287



FF01
Escutcheon p288



FF02
Floral escutcheon p288



FF03
Fleur De Lys escutcheon p288



FF04
Escutcheon with cover p289



FF05
Round escutcheon p289



FF06
Escutcheon with cover p289



FF07 / FF08
Oval & round escutcheon p290



FF09 / FF10
Cylinder covers p291



FF13
Oval rock bolt thumb turn p291



FF35
Fleur De Lys letter plate p292



FF36
Postal letter plate p292



FF37
Ledbury letter plate p292



FF38
Traditional letter plate p293



FF39 / FF40
Letter tidy p293



FF85 / FF86 / FF87
Hinge front p293



FF18
Butterfly hinge p294



FF15 / FF16 / FF17
T door hinger p294



FF88
H cabinet door hinge p294



FF51
Curly tail door bolt p295



FF52 / FF53
Plain door bolt p295



FF56
Cranked door bolt p295



FF57
Curly tail door bolt p296



FF58
Door chain p296



FF60 / FF61 / FF62
Cabin hooks p296



FF33
Rectangular bell push p297




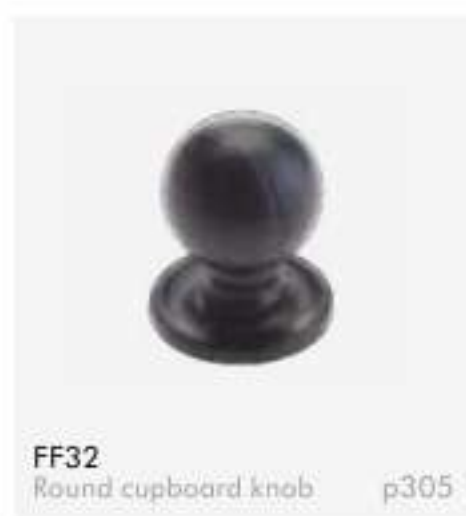



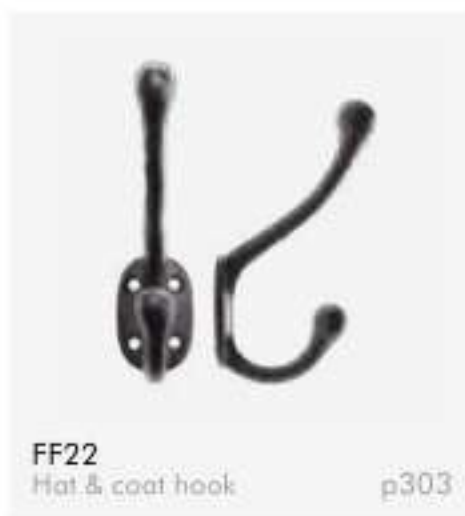
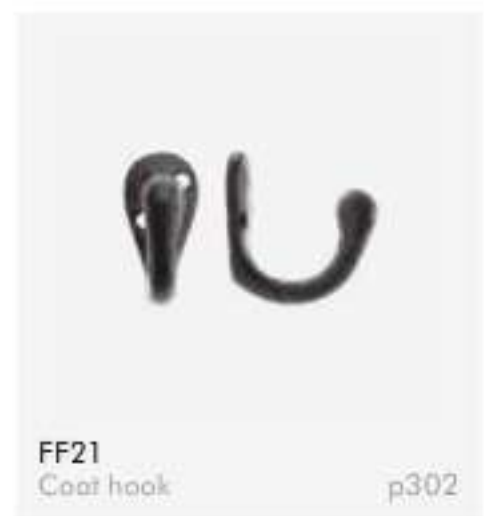
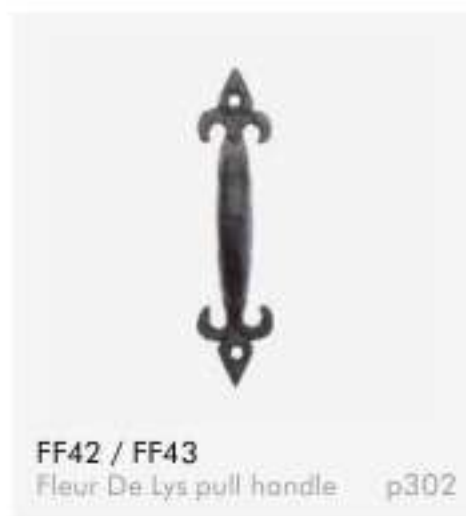
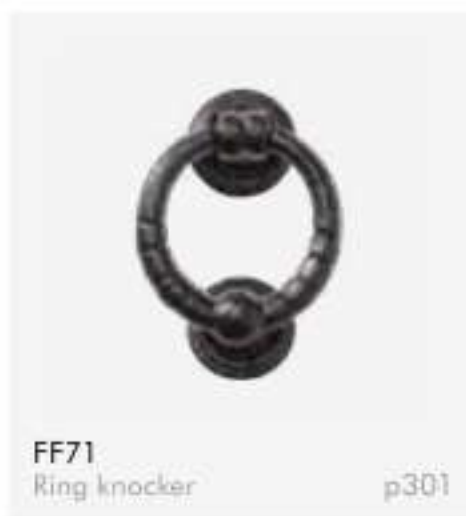
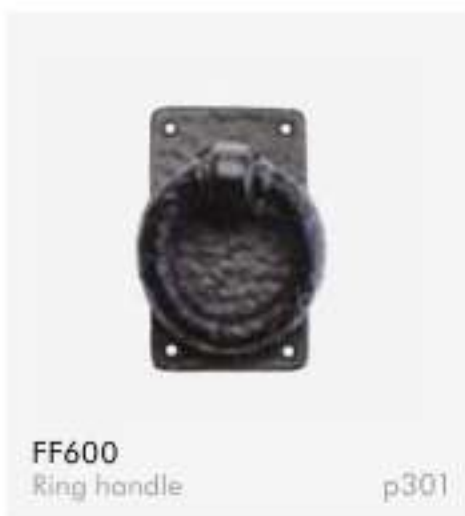
FF34
Fleur De Lys bell push p297



FF23
Cylinder door stop p297



FFN
Numerals p298





FF415M / FF415R (Rim)

Ball mortice knob / Ball rim mortice knob

PRODUCT CODES

- FF415M
- FF415R

KEY FEATURES

- 42.5mm knob dia.
- 55mm rose dia.
- 74mm projection
- Unsprung rose
- Rim lock version available
- Face-fix

FINISHES



BLACK
ANTIQUE



FF416M / FF416R (Rim)

Oval mortice knob / Oval rim mortice knob

PRODUCT CODES

- FF416M
- FF416R

KEY FEATURES

- 65.5 x 32.5mm knob
- 55mm rose dia.
- 64mm projection
- Unsprung rose
- Rim lock version available
- Face-fix

FINISHES



BLACK
ANTIQUE

RELATED PRODUCTS



FF08
EURO PROFILE
ESCUTCHEON
(p290)



FF54
TURN &
RELEASE
(p286)



ZUK564EP / 76EP
EURO SASH LOCK
47.5MM C/C
(p376)



ZBC64 / 76
BATHROOM LOCK
57MM C/C
(p391)



ZTLKA
TUBULAR
LATCH
(p400)



TRADITIONAL LEVERS ON BACKPLATE

PRODUCT CODES

- FF111
Lock backplate
- FF111EP
Euro backplate
- FF112
Latch backplate
- FF113
Bathroom backplate

KEY FEATURES

- 50 x 150mm backplate
- Face-fix backplate

FINISHES



BLACK ANTIQUE

ALL ANTIQUE BLACK EURO PROFILE LEVERS ON BACKPLATE CAN USE:

VIER V5 BLACK FINISH SINGLE, DOUBLE OR TURN CYLINDERS

p428-432



TRADITIONAL SLIMLINE THUMB LEVERS ON BACKPLATE

PRODUCT CODES

- FF211
Lock backplate
- FF211EP
Euro backplate
- FF212
Latch backplate
- FF213
Bathroom backplate

KEY FEATURES

- 40 x 142mm backplate
- Face-fix backplate

FINISHES



BLACK ANTIQUE

RELATED PRODUCTS



ZUKS64EP / 76EP
EURO SASH LOCK
47.5MM C/C
(p376)



ZBC64 / 76
BATHROOM LOCK
57MM C/C
(p391)



VSEP60D - 100D
EURO DOUBLE CYLINDER
(p429)



VSEP60CT - 100CT
EURO CYLINDER & TURN
(p432)



ZHS43PCB
GRADE 11 BALL BEARING HINGE
(p419)



SCROLL LEVERS ON FLEUR DE LYS BACKPLATE

PRODUCT CODES

- FF311
Lock backplate
- FF311EP
Euro backplate
- FF312
Latch backplate
- FF313
Bathroom backplate

FINISHES



BLACK ANTIQUE

KEY FEATURES

- 48 x 168mm backplate
- Face-fix backplate



TRADITIONAL LEVERS ON LONG BACKPLATE

PRODUCT CODES

- FF511
Lock backplate
- FF512
Latch backplate
- FF513
Bathroom backplate

FINISHES



BLACK ANTIQUE

KEY FEATURES

- 48 x 265mm backplate
- Face-fix backplate

RELATED PRODUCTS



ZUK564EP / 76EP
EURO SASH LOCK
47.5MM C/C
(p376)



ZBC64 / 76
BATHROOM LOCK
57MM C/C
(p391)



VSEP60D - 100D
EURO DOUBLE
CYLINDER
(p429)



VSEP60CT - 100CT
EURO CYLINDER
& TURN
(p432)



ZHS43PCB
GRADE 11 BALL
BEARING HINGE
(p419)



LEVERS ON FLEUR DE LYS BACKPLATE

PRODUCT CODES

- FF611
Lock backplate
- FF611EP
Euro backplate
- FF612
Latch backplate
- FF613
Bathroom backplate

FINISHES



BLACK
ANTIQUE

KEY FEATURES

- 50 x 200mm backplate
- 52mm projection
- Face-fix backplate



FF400

Curly tail lever on square rose

PRODUCT CODES

- FF400

KEY FEATURES

- 74mm rose dia.
- Face-fix rose

FINISHES



BLACK
ANTIQUE

RELATED PRODUCTS



FF01
EURO PROFILE
ESCUTCHEON
(p288)



FF54
TURN &
RELEASE
(p286)



ZUKS64EP / 76EP
EURO SASH LOCK
47.5MM C/C
(p376)



ZBC64 / 76
BATHROOM LOCK
57MM C/C
(p391)



ZTLKA
TUBULAR
LATCH
(p400)

FOXCOTE FOUNDRIES

BLACK ANTIQUE IRONMONGERY



FF45

Narrow plate multi-point handle

PRODUCT CODES

- FF45

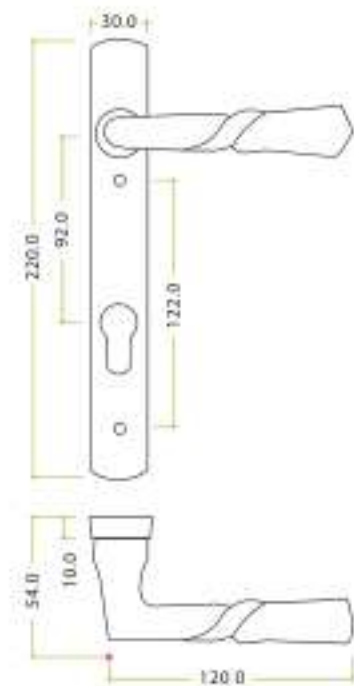
KEY FEATURES

- 30 x 220mm backplate
- Euro lock (92mm c/c)
- Unsprung non-handed lever
- Suitable for multi-point lock
- Includes fixings



REVERSIBLE

TECHNICAL



FINISHES



BLACK ANTIQUE



FF54

Turn & release

PRODUCT CODES

- FF54

KEY FEATURES

- 39mm escutcheon dia.
- 38 x 25mm knob
- 5mm spindle
- Face-fix

FINISHES



BLACK ANTIQUE

RELATED PRODUCTS



ZBC64 / 76
BATHROOM LOCK
57MM C/C
(p391)



ZHS43PCB
GRADE 11 BALL
BEARING HINGE
(p419)



FF415
BALL MORTICE
KNOB
(p282)



FF416
OVAL MORTICE
KNOB
(p282)



FF15 / FF16 / FF17
T DOOR HINGE
(p294)



FF26

Thumb latch

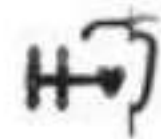
PRODUCT CODES

- FF26

KEY FEATURES

- 127mm catch
- Face-fix

FINISHES



BLACK ANTIQUE



FF55

Latch

PRODUCT CODES

- FF55

KEY FEATURES

- 64 x 190mm
- Face-fix

FINISHES



BLACK ANTIQUE

FOR USE WITH:
FF600 - RING HANDLE
p301



RELATED PRODUCTS



FF600
RING
HANDLE
(p301)



FF52 / FF53
PLAIN
DOOR BOLT
(p295)



FF56
CRANKED
DOOR BOLT
(p295)



FF85 / FF86 / FF87
HINGE FRONT
(p293)

FOXCOTE FOUNDRIES

BLACK ANTIQUE IRONMONGERY



FF01

Escutcheon

PRODUCT CODES

- FF01

KEY FEATURES

- Standard profile
- 30 x 45mm
- 3mm profile
- Face-fix

FINISHES



BLACK ANTIQUE



FF02

Floral escutcheon

PRODUCT CODES

- FF02

KEY FEATURES

- Standard profile
- 26 x 40mm
- 3mm profile
- Face-fix

FINISHES



BLACK ANTIQUE



FF03

Fleur De Lys escutcheon

PRODUCT CODES

- FF03

KEY FEATURES

- Standard profile
- 26 x 78mm
- 3.5mm profile
- Face-fix

FINISHES



BLACK ANTIQUE

RELATED PRODUCTS



FF415
BALL MORTICE
KNOB
(p282)



FF416
OVAL MORTICE
KNOB
(p282)



FF74
FLEUR DE LYS
PULL HANDLE
(p299)



FF74
FLEUR DE LYS
PULL HANDLE
(p302)



ZUKD364 / 376
3 LEVER DEAD
LOCK – 57MM C/C
(p377)



ZLAP11BPCB
FOREND TO SUIT
ZUKD LOCK
(p384)



FF04

Shield escutcheon with cover

PRODUCT CODES

- FF04

KEY FEATURES

- Standard profile
- 30 x 64mm
- 12mm profile
- Face-fix

FINISHES



FF05

Round escutcheon

PRODUCT CODES

- FF05

KEY FEATURES

- Standard profile
- 36mm dia.
- 4mm profile
- Face-fix

FINISHES



FF06

Round escutcheon with cover

PRODUCT CODES

- FF06

KEY FEATURES

- Standard profile
- 36mm dia.
- 8mm profile
- Face-fix

FINISHES



RELATED PRODUCTS



FF400
CURLY TAIL
LEVER ON ROSE
(p285)



FF52 / FF53
PLAIN
DOOR BOLT
(p295)



FF56
CRANKED
DOOR BOLT
(p295)



FF15 / FF16 / FF17
T DOOR HINGE
(p294)



FF07

Oval escutcheon

PRODUCT CODES

- FF07

KEY FEATURES

- Standard profile
- 30 x 50mm
- 4mm profile
- Face-fix

FINISHES



BLACK ANTIQUE



FF08

Round escutcheon

PRODUCT CODES

- FF08

KEY FEATURES

- Euro profile
- 53mm dia.
- 6mm profile
- Face-fix


FINISHES



BLACK ANTIQUE



FF11



FF12

FF11 / FF12

Door studs

PRODUCT CODES

- FF11
15mm - standard
- FF12
23mm - large

KEY FEATURES

- Concealed fix
- 13mm profile
- Screw in

FINISHES



BLACK ANTIQUE

RELATED PRODUCTS



FF415
BALL MORTICE
KNOB
(p282)



FF416
OVAL MORTICE
KNOB
(p282)



FF74
FLEUR DE LYS
PULL HANDLE
(p299)



FF74
FLEUR DE LYS
PULL HANDLE
(p302)



ZUKD364 / 376
3 LEVER DEAD
LOCK - 57MM C/C
(p377)



ZLAP11BPCB
FOREND TO SUIT
ZUKD LOCK
(p384)



FF09

Rim cylinder cover

PRODUCT CODES

- FF09

KEY FEATURES

- 55 x 64mm
- 14mm profile
- Face-fix

FINISHES



BLACK ANTIQUE

FOR USE WITH:
V5RMC20BK - RIM CYLINDER
p438



FF10

Fleur De Lys rim cylinder cover & pull

PRODUCT CODES

- FF10

KEY FEATURES

- 55 x 120mm
- 14mm profile (cover)
- 20mm profile (pull)
- Face-fix

FINISHES



BLACK ANTIQUE

FF13

Oval rack bolt thumb turn

PRODUCT CODES

- FF13

KEY FEATURES


- 38 x 25mm knob
- 40mm escutcheon dia.
- 37mm projection
- Face-fix

FINISHES



BLACK ANTIQUE

FOR USE WITH:
ZRB01/02 - RACK BOLTS
p403



RELATED PRODUCTS



V5RMC20BK
RIM CYLINDER
(p438)



FF74
FLEUR DE LYS
PULL HANDLE
(p299)



FF74
FLEUR DE LYS
PULL HANDLE
(p302)



ZRB01
37MM
RACK BOLT
(p403)



ZRB02
61MM
RACK BOLT
(p403)



FF35

Fleur De Lys letter plate

PRODUCT CODES

- FF35

KEY FEATURES

- Overall width - 366mm
- Outer frame - 247 x 80mm
- Aperture - 202 x 43mm
- Fixing centres - 226mm

FINISHES



BLACK
ANTIQUE



FF36

Postal letter plate

PRODUCT CODES

- FF36

KEY FEATURES

- Outer frame - 305 x 107mm
- Aperture - 197 x 44mm
- Fixing centres - 253mm

FINISHES



BLACK
ANTIQUE



FF37

Ledbury letter plate

PRODUCT CODES

- FF37

KEY FEATURES

- Outer frame - 304 x 102mm
- Aperture - 200 x 40mm
- Fixing centres - 235mm

FINISHES



BLACK
ANTIQUE

RELATED PRODUCTS



FF311
SCROLL LEVER ON
FLEUR DE LYS BACKPLATE
(p284)



FF211
SLIMLINE THUMB LEVER
ON BACKPLATE
(p283)



FF58
DOOR CHAIN
(p296)

19

FFN
BLACK ANTIQUE
NUMERALS
(p298)



FF38

Traditional plain letter plate

PRODUCT CODES

- FF38

KEY FEATURES

- Outer frame - 274 x 107mm
- Aperture - 197 x 45mm
- Fixing centres - 240mm

FINISHES



BLACK
ANTIQUÉ



FF39 / FF40

Letter tidy

PRODUCT CODES

- FF39
305 x 76mm
- FF40
355 x 102mm

FINISHES



BLACK
ANTIQUÉ



FF85 / FF86 / FF87

Hinge front

PRODUCT CODES

- FF85
12" / 305mm
- FF86
15" / 381mm
- FF87
18" / 457mm

FINISHES



BLACK
ANTIQUÉ

KEY FEATURES

- To be used in conjunction with ordinary hinge

RELATED PRODUCTS



FF415
BALL MORTICE
KNOB
(p282)



FF416
OVAL MORTICE
KNOB
(p282)



FF09
RIM CYLINDER
COVER
(p291)



FF10
FLEUR DE LYS
CYLINDER COVER
(p291)



ZH543PCB
GRADE 11 BALL
BEARING HINGE
(p419)



FF18

Butterfly hinge

PRODUCT CODES

- FF18

KEY FEATURES

- 85 x 35mm
- Face-fix

FINISHES



BLACK
ANTIQUE



FF15 / FF16 / FF17

T door hinge

PRODUCT CODES

- FF15
12" / 305mm
- FF16
15" / 381mm
- FF17
18" / 457mm

KEY FEATURES

- Recommended use:
2 hinges per door

FINISHES



BLACK
ANTIQUE



FF88

H cabinet door hinge

PRODUCT CODES

- FF88

KEY FEATURES


- Hinge leaf - 83 x 18mm
- Overall size - 83 x 47mm

FINISHES



BLACK
ANTIQUE

RELATED PRODUCTS



FF26
THUMB
LATCH
(p287)



FF55
LATCH
(p287)



FF31
OVAL
CUPBOARD KNOB
(p305)



FF32
ROUND
CUPBOARD KNOB
(p305)



FF44
DRAWER
PULL
(p305)



FF51

Curly tail door bolt

PRODUCT CODES

- FF51

KEY FEATURES

- Fixing plate: 90 x 25mm
- Receiver bridge: 13 x 38mm
- Face-fix

FINISHES



FF52 / FF53

Plain door bolt

PRODUCT CODES

- FF52
4.5" / 120mm
- FF53
8" / 203mm

KEY FEATURES

FF52

- Fixing plate: 120 x 42mm
- Receiver bridge: 24 x 45mm
- Face-fix

FF53

- Fixing plate: 185 x 55mm
- Receiver bridge: 35 x 55mm
- Face-fix

FINISHES



FF56

Cranked plain door bolt

PRODUCT CODES

- FF56

KEY FEATURES

- Fixing plate: 203 x 46mm
- Receiver plate: 25 x 46mm
- Face-fix

FINISHES



RELATED PRODUCTS



FF416
OVAL MORTICE
KNOB
(p282)



FF60 / FF61 / FF62
CABIN HOOKS
(p296)



FF400
CURLY TAIL
LEVER ON ROSE
(p285)



FF15 / FF16 / FF17
T DOOR HINGE
(p294)

FOXCOTE FOUNDRIES

BLACK ANTIQUE IRONMONGERY



FF57

Cranked curly tail door bolt

PRODUCT CODES

- FF57

KEY FEATURES

- Fixing plate: 150 x 45mm
- Receiver plate: 25 x 45mm
- Face-fix

FINISHES



BLACK
ANTIQUE



FF58

Door chain

PRODUCT CODES

- FF58

KEY FEATURES

- Fixing plate: 155 x 43mm
- Chain plate: 25 x 60mm
- Chain length: 280mm

FINISHES



BLACK
ANTIQUE



FF60 / FF61 / FF62

Cabin hooks

PRODUCT CODES

- FF60
4" / 102mm
- FF61
6" / 152mm
- FF62
8" / 203mm

KEY FEATURES

- Face-fix

FINISHES

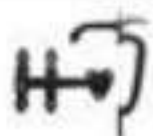


BLACK
ANTIQUE

RELATED PRODUCTS



FF400
CURLY TAIL
LEVER ON ROSE
(p285)



FF26
THUMB
LATCH
(p287)



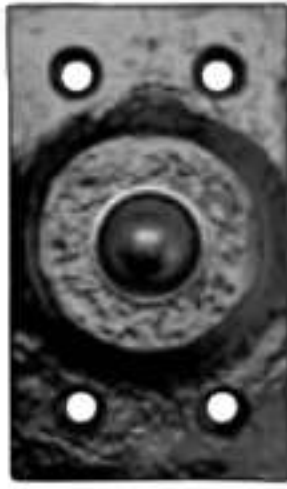
FF55
LATCH
(p287)



FF74
FLEUR DE LYS
PULL HANDLE
(p300)



FF74
FLEUR DE LYS
PULL HANDLE
(p302)



FF33

Bell push with rectangular plate

PRODUCT CODES

- FF33


KEY FEATURES

- 45 x 77mm
- Face-fix

FINISHES



BLACK
ANTIQUE



FF34

Bell push with Fleur De Lys plate

PRODUCT CODES

- FF34

KEY FEATURES

- 30 x 127mm
- Face-fix

FINISHES



BLACK
ANTIQUE



FF23

Door stop - cylinder with rose

PRODUCT CODES

- FF23

KEY FEATURES

- 90mm projection
- 40mm rose dia.
- 18mm cylinder dia.
- Face-fix

FINISHES



BLACK
ANTIQUE

RELATED PRODUCTS



FF35
FLEUR DE LYS
LETTER PLATE
(p292)



FF36
POSTAL
LETTER PLATE
(p292)



FF311
SCROLL LEVER ON
FLEUR DE LYS BACKPLATE
(p284)



ZH543PCB
GRADE 11 BALL
BEARING HINGE
(p419)



FFN08

FF NUMERALS

PRODUCT CODES

- FFN00
- FFN01
- FFN02
- FFN03
- FFN04
- FFN05
- FFN06
- FFN07
- FFN08

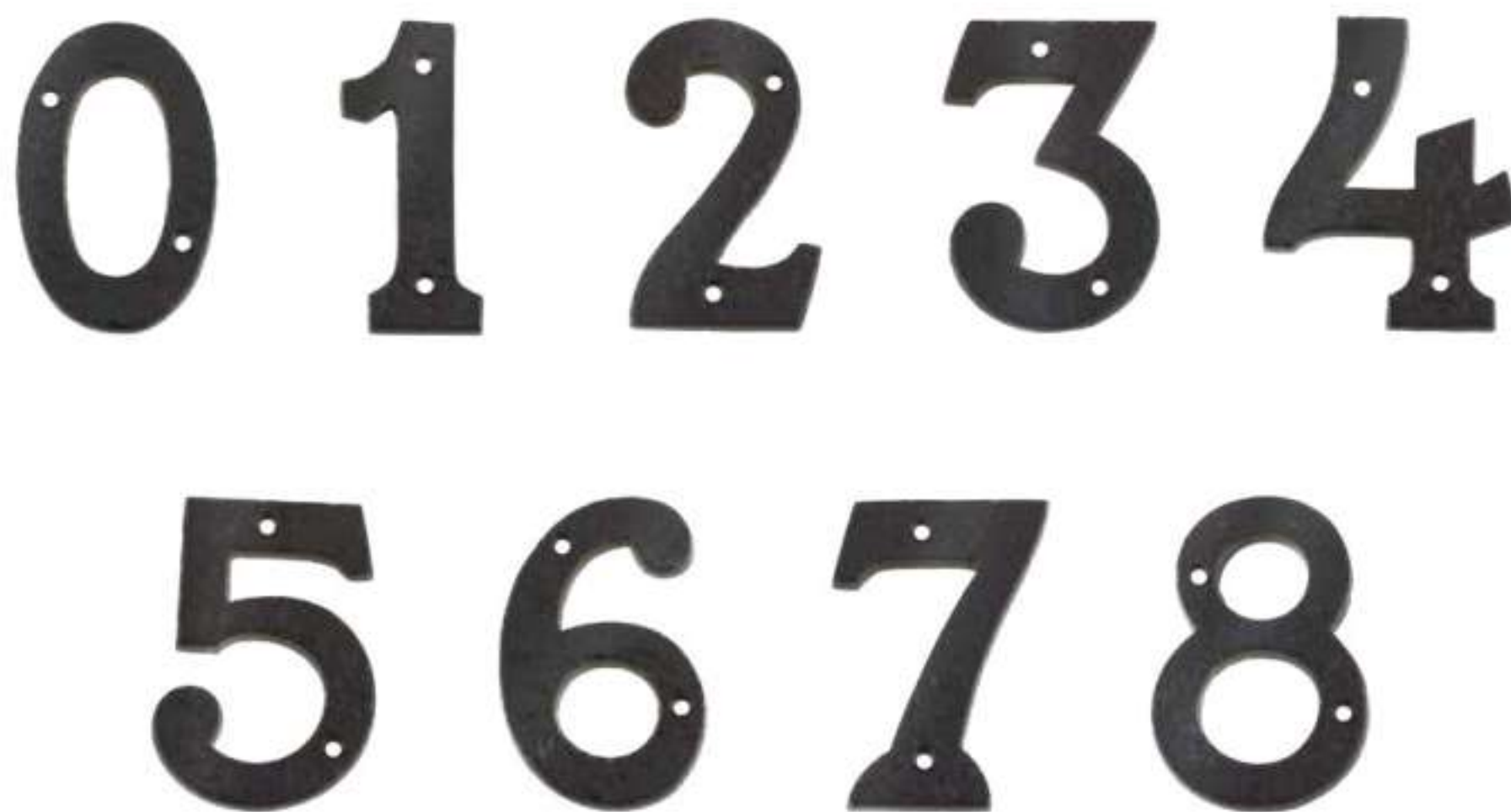
KEY FEATURES

- 102mm high
- Face-fix

FINISHES



BLACK ANTIQUE



RELATED PRODUCTS



FF71
RING
KNOCKER
(p301)



FF36
POSTAL
LETTER PLATE
(p292)



FF311
SCROLL LEVER ON
FLEUR DE LYS BACKPLATE
(p284)



FF400
CURLY TAIL
LEVER ON ROSE
(p285)



FF75

Finger plate

PRODUCT CODES

- FF75

KEY FEATURES

- 76 x 292mm
- Face-fix

FINISHES



BLACK
ANTIQUE



FF19

Round pull handle on backplate

PRODUCT CODES

- FF19

KEY FEATURES

- 64 x 305mm
- Face-fix

FINISHES



BLACK
ANTIQUE

RELATED PRODUCTS



FF09
RIM CYLINDER
COVER
(p291)



FF56
CRANKED
DOOR BOLT
(p295)



FF15 / FF16 / FF17
T DOOR HINGE
(p294)



ZH543PCB
GRADE 11 BALL
BEARING HINGE
(p419)

FOXCOTE FOUNDRIES

BLACK ANTIQUE IRONMONGERY



FF74

Pull handle on Fleur De Lys backplate

PRODUCT CODES

- FF74

KEY FEATURES

- 45 x 254mm
- Face-fix

FINISHES



BLACK
ANTIQUE



FF80L / FF80R

Off-centre pull handle

PRODUCT CODES

- FF80L
Left hand
- FF80R
Right hand

KEY FEATURES

- 241mm
- Face-fix

FINISHES



BLACK
ANTIQUE

RELATED PRODUCTS



FF09
RIM CYLINDER
COVER
(p291)



FF56
CRANKED
DOOR BOLT
(p295)



FF15 / FF16 / FF17
T DOOR HINGE
(p294)



ZH543PCB
GRADE 11 BALL
BEARING HINGE
(p419)



FF600

Ring handle

PRODUCT CODES

- FF600

KEY FEATURES


- 127 x 76mm
- Complete with 8mm spindle
- Face-fix

FINISHES



BLACK
ANTIQUE

FOR USE WITH:
FF55 - LATCH
p287



FF71

Ring knocker

PRODUCT CODES

- FF71

KEY FEATURES

- Concealed fix
- 120mm dia. ring knocker

FINISHES



BLACK
ANTIQUE

RELATED PRODUCTS



FF36
POSTAL
LETTER PLATE
(p292)



FF311
SCROLL LEVER ON
FLEUR DE LYS BACKPLATE
(p284)



FF55
LATCH
(p287)



FF60 / FF61 / FF62
CABIN HOOKS
(p296)



FF42 / FF43

Fleur De Lys pull handle

PRODUCT CODES

- FF42
127mm
- FF43
152mm

KEY FEATURES

- Face-fix

FINISHES



BLACK
ANTIQUE



FF21

Coat hook

PRODUCT CODES

- FF21

KEY FEATURES

- Single hook
- Face-fix

FINISHES



BLACK
ANTIQUE

RELATED PRODUCTS



FF09
RIM CYLINDER
COVER
(p291)



FF56
CRANKED
DOOR BOLT
(p295)



FF15 / FF16 / FF17
T DOOR HINGE
(p294)



ZH543PCB
GRADE 11 BALL
BEARING HINGE
(p419)



FF22

Hat & coat hook

PRODUCT CODES

- FF22

KEY FEATURES

- Double hook
- Face-fix

FINISHES



BLACK
ANTIQUE



FF71PCB

Double robe hook

PRODUCT CODES

- FF71PCB

KEY FEATURES

- Double hook
- Face-fix

FINISHES



POWDER
COATED
BLACK

RELATED PRODUCTS



FF72PCB
HAT & COAT
HOOK
(p304)



FF73PCB
DOUBLE HAT
& COAT HOOK
(p304)



FF23
CYLINDER
DOOR STOP
(p297)



FF613
LEVER ON FLEUR DE LYS
BATHROOM BACKPLATE
(p285)



ZBC64 / 76
BATHROOM LOCK
57MM C/C
(p391)

FOXCOTE FOUNDRIES

BLACK ANTIQUE IRONMONGERY



FF72PCB

Hat & coat hook

PRODUCT CODES

- FF72PCB

KEY FEATURES

- Double hook
- Face-fix

FINISHES



POWDER
COATED
BLACK



FF73PCB

Double hat & coat hook

PRODUCT CODES

- FF73PCB

KEY FEATURES

- Treble hook
- Face-fix

FINISHES



POWDER
COATED
BLACK

RELATED PRODUCTS



FF71PCB
DOUBLE
ROBE HOOK
(p303)



FF23
CYLINDER
DOOR STOP
(p297)



FF613
LEVER ON FLEUR DE LYS
BATHROOM BACKPLATE
(p285)



ZBC64 / 76
BATHROOM LOCK
57MM C/C
(p391)



ZHS43PCB
GRADE 11 BALL
BEARING HINGE
(p419)



FF31

Oval cupboard knob

PRODUCT CODES

- FF31

KEY FEATURES

- 34 x 25mm knob
- 35mm projection
- 33mm rose dia.

FINISHES



BLACK ANTIQUE



FF32

Round cupboard knob

PRODUCT CODES

- FF32

KEY FEATURES

- 27mm knob dia.
- 40mm projection
- 33mm rose dia.

FINISHES



BLACK ANTIQUE



FF44

Drawer pull

PRODUCT CODES

- FF44

KEY FEATURES

- 118 x 46mm
- 100mm c/c
- Face-fix

FINISHES



BLACK ANTIQUE

RELATED PRODUCTS



FF88
H CABINET
DOOR HINGE
(p294)



FF415
BALL MORTICE
KNOB
(p282)



FF416
OVAL MORTICE
KNOB
(p282)



FF15 / FF16 / FF17
T DOOR HINGE
(p294)



FF400
CURLY TAIL
LEVER ON ROSE
(p285)

FOXCOTE FOUNDRIES

BLACK ANTIQUE IRONMONGERY



FF83L

Monkey tail fastener - lockable

PRODUCT CODES

- FF83L

KEY FEATURES

- Curly tail design
- Supplied with key
- Left handed
- Face-fix

FINISHES



BLACK
ANTIQUE



FF83R

Monkey tail casement fastener - lockable

PRODUCT CODES

- FF83R

KEY FEATURES

- Curly tail design
- Supplied with key
- Right handed
- Face-fix

FINISHES



BLACK
ANTIQUE

RELATED PRODUCTS



FF90
CURLY TAIL
CASEMENT STAY
(p308)



FF82
CURLY TAIL
CASEMENT FASTENER
(p308)



FF17PCB
LOCKING CASEMENT
STAY PIN
(p152)



FF23
CYLINDER
DOOR STOP
(p297)



FF81

Bulb end casement fastener

PRODUCT CODES

- FF81

KEY FEATURES

- Bulb end design
- Face-fix

FINISHES



FF91

Bulb end casement stays

PRODUCT CODES

- FF91A - 8" / 203mm
- FF91B - 10" / 254mm
- FF91C - 12" / 305mm

KEY FEATURES

- Supplied with fixings and keeps

FINISHES



FOR USE WITH:
**FB17PCB - LOCKING
CASEMENT STAY PIN**
p152



RELATED PRODUCTS



FF415
BALL MORTICE
KNOB
(p282)



FF416
OVAL MORTICE
KNOB
(p282)



FF21
SINGLE
COAT HOOK
(p302)



FF52 / FF53
PLAIN
DOOR BOLT
(p295)



FF56
CRANKED
DOOR BOLT
(p295)

FOXCOTE FOUNDRIES

BLACK ANTIQUE IRONMONGERY



FF82

Curly tail casement fastener

PRODUCT CODES

- FF82

KEY FEATURES

- Curly tail design
- Face-fix

FINISHES



BLACK
ANTIQUE



FF90

Curly tail casement stays

PRODUCT CODES

- FF90A - 8" / 203mm
- FF90B - 10" / 254mm
- FF90C - 12" / 305mm

KEY FEATURES


- Supplied with fixings and keeps

FINISHES



BLACK
ANTIQUE

FOR USE WITH:
**FB17PCB - LOCKING
CASEMENT STAY PIN**
p152



RELATED PRODUCTS



FF91
BULB END
CASEMENT STAY
(p307)



FF81
BULB END
CASEMENT FASTENER
(p307)



FF17PCB
LOCKING CASEMENT
STAY PIN
(p152)



FF83
MONKEY TAIL
FASTENER
(p306)



THE FULTON & BRAY RANGE
DELIVERS CLASSIC DESIGNS
WITH THE AESTHETICS OF
TRADITIONAL HAND-CRAFTED
PRODUCTS, WITH A HIGH
LEVEL OF TECHNICAL DETAIL
AND MANUFACTURING.



FULTON & BRAY
— FINEST BRASSWARE —



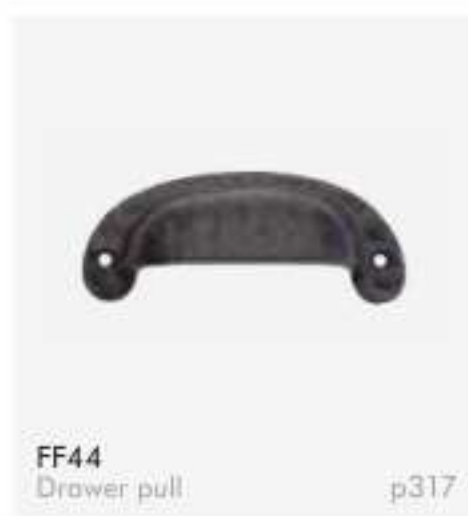

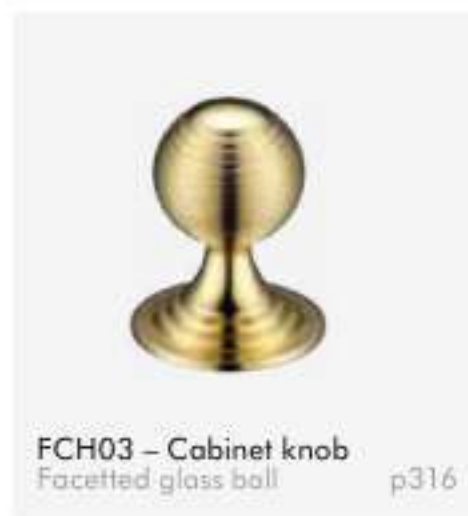
Magnetic catch has a holding force of upto 6kg and suitable for cabinet furniture.



TDF products are available in a variety of finishes to complement a multitude of classic and contemporary cupboard and cabinetry projects.

CABINET FURNITURE

Our range of cabinet furniture comprises of magnetic catches, cabinet hinges, cupboard knobs and drawer pulls suitable for cupboard and cabinet door applications.





TDFPT

T-bar cabinet handle

PRODUCT CODES

- | | | |
|-------------------|-------------------|-------------------|
| • TDFPT-96-156CP | • TDFPT-192-252CP | • TDFPT-288-348CP |
| • TDFPT-96-156BN | • TDFPT-192-252BN | • TDFPT-288-348BN |
| • TDFPT-96-156MB | • TDFPT-192-252MB | • TDFPT-288-348MB |
| • TDFPT-96-156BG | • TDFPT-192-252BG | • TDFPT-288-348BG |
| • TDFPT-96-156MW | • TDFPT-192-252MW | • TDFPT-288-348MW |
| 96mm c/c (156mm) | 192mm c/c (252mm) | 288mm c/c (348mm) |
| • TDFPT-128-188CP | • TDFPT-224-284CP | • TDFPT-320-380CP |
| • TDFPT-128-188BN | • TDFPT-224-284BN | • TDFPT-320-380BN |
| • TDFPT-128-188MB | • TDFPT-224-284MB | • TDFPT-320-380MB |
| • TDFPT-128-188BG | • TDFPT-224-284BG | • TDFPT-320-380BG |
| • TDFPT-128-188MW | • TDFPT-224-284MW | • TDFPT-320-380MW |
| 128mm c/c (186mm) | 224mm c/c (284mm) | 320mm c/c (380mm) |
| • TDFPT-160-220CP | • TDFPT-256-316CP | |
| • TDFPT-160-220BN | • TDFPT-256-316BN | |
| • TDFPT-160-220MB | • TDFPT-256-316MB | |
| • TDFPT-160-220BG | • TDFPT-256-316BG | |
| • TDFPT-160-220MW | • TDFPT-256-316MW | |
| 160mm c/c (220mm) | 256mm c/c (316mm) | |

KEY FEATURES

- T-bar cabinet handle
- Available in eight sizes in five different finishes

TECHNICAL

FINISHES



RELATED PRODUCTS



TDF CABINET HINGES
SOLID DRAWN BRASS BUTT HINGES
(p318)



TDFMC1
MAGNETIC CATCH FOR CABINET FURNITURE
(p319)



FF31
BLACK ANTIQUE OVAL CUPBOARD KNOB
(p317)



FF32
BLACK ANTIQUE ROUND CUPBOARD KNOB
(p317)



TDFPS

Square block cabinet handle

PRODUCT CODES

- TDFPS-96-CP
- TDFPS-96-BN
- TDFPS-96-MB
- TDFPS-96-BG
- TDFPS-96-MW
96mm c/c
- TDFPS-128-CP
- TDFPS-128-BN
- TDFPS-128-MB
- TDFPS-128-BG
- TDFPS-128-MW
128mm c/c
- TDFPS-160-CP
- TDFPS-160-BN
- TDFPS-160-MB
- TDFPS-160-BG
- TDFPS-160-MW
160mm c/c
- TDFPS-192-CP
- TDFPS-192-BN
- TDFPS-192-MB
- TDFPS-192-BG
- TDFPS-192-MW
192mm c/c
- TDFPS-224-CP
- TDFPS-224-BN
- TDFPS-224-MB
- TDFPS-224-BG
- TDFPS-224-MW
224mm c/c
- TDFPS-320-CP
- TDFPS-320-BN
- TDFPS-320-MB
- TDFPS-320-BG
- TDFPS-320-MW
320mm c/c
- TDFPS-448-CP
- TDFPS-448-BN
- TDFPS-448-MB
- TDFPS-448-BG
- TDFPS-448-MW
448mm c/c

KEY FEATURES

- Square block cabinet handle
- Available in seven sizes in five different finishes

TECHNICAL

FINISHES



TDFPS-448-CP



TDFPS-320-MB



TDFPS-224-BG



TDFPS-192-MW



TDFPS-160-BN



TDFPS-128-CP



TDFPS-96-MB



RELATED PRODUCTS



FCH01
VICTORIAN
CABINET KNOB
(p315)



TDFK24
ROUND CABINET
KNOB - 24.2MM
(p319)



TDFK37
ROUND CABINET
KNOB - 37MM
(p319)



FCH05
OVAL CABINET
KNOB
(p317)



TDFK24-BN

TDFK24

Round cabinet knob - 24.2mm dia.

PRODUCT CODES

- TDFK24-CP
- TDFK24-BN
- TDFK24-MB
- TDFK24-BG
- TDFK24-MW

KEY FEATURES

- 24.2mm dia. knob
- Zinc base material

FINISHES



TDFK37-MB

TDFK37

Round cabinet knob - 37mm dia.

PRODUCT CODES

- TDFK37-CP
- TDFK37-BN
- TDFK37-MB
- TDFK37-BG
- TDFK37-MW

KEY FEATURES

- 37mm dia. knob
- Zinc base material

FINISHES



RELATED PRODUCTS



TDF CABINET HINGES
SOLID DRAWN BRASS
BUTT HINGES
(p318)



TDFMC1
MAGNETIC CATCH FOR
CABINET FURNITURE
(p319)



FF31
BLACK ANTIQUE
OVAL CUPBOARD KNOB
(p317)



FF32
BLACK ANTIQUE
ROUND CUPBOARD KNOB
(p317)



FCH01DCP

FCH01

Victorian cabinet knob

PRODUCT CODES

- FCH01A
- FCH01ACP
- FCH01ASC
- FCH01APN
- FCH01ASN
- FCH01AFB
- FCH01B
- FCH01BCP
- FCH01BSC
- FCH01BPN
- FCH01BSN
- FCH01BFB
- FCH01C
- FCH01CCP
- FCH01CSC
- FCH01CPN
- FCH01CSN
- FCH01CFB
- FCH01D
- FCH01DCP
- FCH01DSC
- FCH01DPN
- FCH01DSN
- FCH01DFB

KEY FEATURES

- 25mm knob dia. (A)
- 32mm knob dia. (B)
- 38mm knob dia. (C)
- 45mm knob dia. (D)

FINISHES



FCH02BCPB

FCH02

Glass ball cabinet knob

PRODUCT CODES

- FCH02ACP
- FCH02ACPB
- FCH02ACPG
- FCH02ACPP
- FCH02ACPBL
- FCH02ACPWH
- FCH02BCP
- FCH02BCPB
- FCH02BCPG
- FCH02BCPP
- FCH02BCPBL
- FCH02BCPWH

KEY FEATURES

- 25mm knob dia. (A)
- 30mm knob dia. (B)

FINISHES



FCH03BCP

FCH03

Facetted glass ball cabinet knob

PRODUCT CODES

- FCH03ACP
- FCH03ACPB
- FCH03ACPG
- FCH03ACPBL
- FCH03BCP
- FCH03BCPB
- FCH03BCPG
- FCH03BCPP
- FCH03BCPBL

KEY FEATURES

- 25mm knob dia. (A)
- 30mm knob dia. (B)

FINISHES



RELATED PRODUCTS



TDFTP
T-BAR CABINET
HANDLE
(p312)



FB300
GLASS BALL
MORTICE KNOB
(p117)



FB301
FACETTED GLASS BALL
MORTICE KNOB
(p117)



FB302
FROSTED GLASS BALL
MORTICE KNOB
(p118)



FCH04ACP

FCH04

Frosted glass ball cabinet knob

PRODUCT CODES

- FCH04ACP
- FCH04BCP

KEY FEATURES

- 25mm knob dia. (A)
- 30mm knob dia. (B)

FINISHES



FCH05CPVDN

FCH05

Oval cabinet knob

PRODUCT CODES

- FCH05ACP
- FCH05CCP
- FCH05ASC
- FCH05CSC
- FCH05APVDN
- FCH05CPVDN

KEY FEATURES

- 32 x 25mm knob (A)
- 38 x 22mm knob (C)

FINISHES



FCH07BCP

FCH07

Cube cabinet knob

PRODUCT CODES

- FCH07ACP
- FCH07BCP
- FCH07ACPBL
- FCH07BCPBL

KEY FEATURES

- 25mm knob dia. (A)
- 30mm knob dia. (B)

FINISHES



FCH08B

FCH08

Queen Anne ringed cabinet knob

PRODUCT CODES

- FCH08A
- FCH08ACP
- FCH08ASC
- FCH08APN
- FCH08ASN
- FCH08AFB
- FCH08C
- FCH08CCP
- FCH08CSC
- FCH08CPN
- FCH08CSN
- FCH08CFB

- FCH08B
- FCH08BCP
- FCH08BSC
- FCH08BPN
- FCH08BSN
- FCH08BFB

KEY FEATURES

- 25mm rose dia. (A)
- 32mm rose dia. (B)
- 38mm rose dia. (C)

FINISHES



RELATED PRODUCTS



TDF CABINET HINGES
SOLID DRAWN BRASS
BUTT HINGES
(p318)



TDFMC1
MAGNETIC CATCH FOR
CABINET FURNITURE
(p319)



TDFTP
T-BAR CABINET
HANDLE
(p312)



FB302
FROSTED GLASS BALL
MORTICE KNOB
(p118)



FF31

Oval cupboard knob

PRODUCT CODES

- FF31

KEY FEATURES

- 34 x 25mm knob
- 35mm projection
- 33mm rose dia.

FINISHES



BLACK
ANTIQUE



FF32

Round cupboard knob

PRODUCT CODES

- FF32

KEY FEATURES

- 27mm knob dia.
- 40mm projection
- 33mm rose dia.

FINISHES



BLACK
ANTIQUE



FF44

Drawer pull

PRODUCT CODES

- FF44

KEY FEATURES

- 118 x 46mm
- 100mm c/c
- Face-fix

FINISHES



BLACK
ANTIQUE

RELATED PRODUCTS



FCH01
VICTORIAN
CABINET KNOB
(p315)



TDFK24
ROUND CABINET
KNOB - 24.2MM
(p319)



TDFK37
ROUND CABINET
KNOB - 37MM
(p319)



FCH05
OVAL CABINET
KNOB
(p317)



FF88

H cabinet door hinge

PRODUCT CODES

- FF88

KEY FEATURES

- Hinge leaf - 83 x 18mm
- Overall size - 83 x 47mm

FINISHES



BLACK
ANTIQUÉ

CABINET HINGES

PRODUCT CODES

- TDF100CP
- TDF100FB
- TDF100PN
- TDF100PB
- TDF100SB
- TDF100SC

38mm x 22mm x 1.3mm

- TDF105CP
- TDF105FB
- TDF105PN
- TDF105PB
- TDF105SB
- TDF105SC

50mm x 28mm x 1.5mm

- TDF110CP
- TDF110FB
- TDF110PN
- TDF110PB
- TDF110SB
- TDF110SC

64mm x 35mm x 2mm

- TDF115CP
- TDF115FB
- TDF115PN
- TDF115PB
- TDF115SB
- TDF115SC

75mm x 41mm x 2mm

KEY FEATURES

- Solid drawn brass butt hinge
- Includes fixings

FINISHES



POLISHED
CHROME

FLORENTINE
BRONZE

POLISHED
NICKEL


POLISHED
BRASS

SATIN
BRASS


SATIN
CHROME



TDF100CP



TDF105PB



TDF110FB



TDF115SC

RELATED PRODUCTS



FF31
BLACK ANTIQUE
OVAL CUPBOARD KNOB
(p317)



FCH03
FACETTED GLASS
BALL CABINET KNOB
(p315)



FCH02
GLASS BALL
CABINET KNOB
(p315)



FCH04
FROSTED GLASS BALL
CABINET KNOB
(p315)



TDFMC1SC

TDFMC1

Magnetic catch

PRODUCT CODES

- TDFMC1BZ
- TDFMC1EB
- TDFMC1CP
- TDFMC1SC

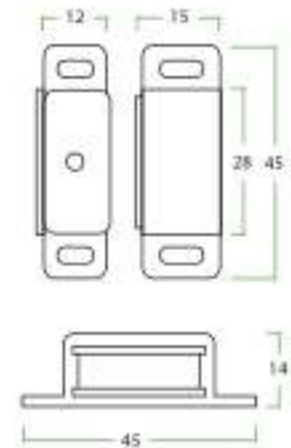
KEY FEATURES

- 45mm x 15mm x 14mm
- Suitable for cabinet furniture
- Holding force upto 6kg
- Includes fixings

FINISHES



TECHNICAL



RELATED PRODUCTS



FCH01
VICTORIAN
CABINET KNOB
(p315)



TDFK24
ROUND CABINET
KNOB - 24.2MM
(p319)



TDFK37
ROUND CABINET
KNOB - 37MM
(p319)



FCH05
OVAL CABINET
KNOB
(p317)



Ultra thin and flexible high performance intumescent sheets, available from 0.8 to 2mm thick.






Intumescent offer high levels of expansion and insulation preventing heat transfer on ironmongery rebated into timber doorsets.

certifire
30 & 60 minutes

Designed for use with Certifire accredited and fire tested products.

Our range of intumescent fire seals have been specifically designed for use with our Certifire accredited and fire tested products in order to maintain compliance with the relevant standard.





ZIHO130G



ZIHR0130G

ZIH

Square hinge intumescents

PRODUCT CODES

TO SUIT

- | | |
|--|---------|
| <ul style="list-style-type: none"> • ZIH0130G
100mm x 42mm
1mm intumescent / 30min • ZIH0160G
100mm x 42mm
2mm intumescent / 60min | ZHSS244 |
|--|---------|

KEY FEATURES

- 1mm intumescent / 30 minute fire door
- 2mm intumescent / 60 minute fire door
- 4 pads per pack
- Suitable for a pair of square hinges
- Self-adhesive backing
- Material: Graphite

ZIHR

Radius hinge intumescents

PRODUCT CODES

TO SUIT

- | | |
|---|---|
| <ul style="list-style-type: none"> • ZIHR0130G
75mm x 25mm
1mm intumescent / 30min • ZIHR0160G
75mm x 25mm
2mm intumescent / 60min | ZHSS7667R |
| <ul style="list-style-type: none"> • ZIHR0230G
100mm x 29mm
1mm intumescent / 30min • ZIHR0260G
100mm x 29mm
2mm intumescent / 60min | VHP243
VHC243
ZHSS43
ZHSS243
ZHSSDB243
ZHSSW243
ZHS43
PRSS243 |
| <ul style="list-style-type: none"> • ZIHR0230G3
100mm x 29mm
1mm intumescent / 30 min
Pair and a half • ZIHR0260G3
100mm x 29mm
2mm intumescent / 60min
Pair and a half | VHP243R
VHC243R
VHC243HTR
ZHSS43R
ZHSS243R
ZHSSDB243R
ZHSSW243R

VLHL243R
VLHR243R
VSLHL43R
VSLHR43R |

KEY FEATURES

- 1mm intumescent / 30 minute fire door
- 2mm intumescent / 60 minute fire door
- 4 pads per pack
- 6 pads per pack – Pair and a half
- Suitable for a pair of radius hinges
- Self-adhesive backing
- Material: Graphite



SCAN ME WITH YOUR PHONE TO WATCH THE FITTING VIDEO FOR THESE PRODUCTS

HINGES

RELATED PRODUCTS



ZHSS244
GRADE 13 BALL BEARING HINGE (p415)



ZHSS7667R
GRADE 11 BALL BEARING HINGE (p415)




VHP243
GRADE 11 BALL BEARING HINGE (p408)



ZHSS243R
GRADE 13 BALL BEARING HINGE (p414)



VLHL243R
GRADE 11 BALL BEARING HINGE (p413)



ZID30G



ZID-G

Universal DIN lock intumescents

PRODUCT CODES	TO SUIT
<ul style="list-style-type: none"> ZID30G 1mm intumescent / 30min Universal kit to suit both 55mm & 60mm backset DIN lock 	ZDL ZRD
<ul style="list-style-type: none"> ZID60G 2mm intumescent / 60min Universal kit to suit both 55mm & 60mm backset DIN lock 	

KEY FEATURES

- 1mm intumescent / 30 minute fire door
- 2mm intumescent / 60 minute fire door
- One complete set per pack, adjustable to suit both 55mm & 60mm backset DIN lock
- Works with all ZDL and ZRD products in both square and radius profile
- Self-adhesive backing
- Material: Graphite



ZIDV60

Intumescent for door viewer


PRODUCT CODES	TO SUIT
<ul style="list-style-type: none"> ZIDV60G 1mm intumescent / 60min 	ZAB30

KEY FEATURES


- 1mm intumescent / 60 minute fire door
- 1 set per pack
- Adjustable to suit product dimensions
- Material: Graphite

RELATED PRODUCTS





ZITL0160



ZITL0260G



TUBULAR LATCH

SCAN ME WITH YOUR PHONE TO WATCH THE FITTING VIDEO FOR THESE PRODUCTS

ZITL


Universal tubular latch intumescents

PRODUCT CODES	TO SUIT
<ul style="list-style-type: none"> ZITL0130G For 2.5" & 3" latches 1mm intumescent / 30min 	<ul style="list-style-type: none"> ZTLKA64 ZTLKA76/R ZTLKA76HD
<ul style="list-style-type: none"> ZITL0160G For 2.5" & 3" latches 2mm intumescent / 60min 	<ul style="list-style-type: none"> ZTDA64 ZTDA76 PRTL64/R PRTL76/R
<ul style="list-style-type: none"> ZITL0230G For 4" & 5" latches 1mm intumescent / 30min 	<ul style="list-style-type: none"> ZTLKA102 ZTLKA127
<ul style="list-style-type: none"> ZITL0260G For 4" & 5" latches 2mm intumescent / 60min 	<ul style="list-style-type: none"> ZTDA102 ZTDA127

KEY FEATURES

- 1mm intumescent / 30 minute fire door
- 2mm intumescent / 60 minute fire door
- 1 complete set per pack
- Adjustable to suit product dimensions
- Works with ZTLKA and ZTDA latches*
- Self-adhesive backing
- Material: Graphite

* Does not fit 6" latches – ZTLKA152 or ZTDA152



ZIUKFL30G



FLAT LATCH

SCAN ME WITH YOUR PHONE TO WATCH THE FITTING VIDEO FOR THESE PRODUCTS

ZIUKFL

Universal flat latch intumescents

PRODUCT CODES	TO SUIT
<ul style="list-style-type: none"> ZIUKFL30G 1mm intumescent / 30min 	<ul style="list-style-type: none"> ZUKF64 ZUKF76 ZUKF102
<ul style="list-style-type: none"> ZIUKFL60G 2mm intumescent / 60min 	

KEY FEATURES

- 1mm intumescent / 30 minute fire door
- 2mm intumescent / 60 minute fire door
- 1 complete set per pack
- Adjustable to suit product dimensions
- Works with all ZUKF latches
- Self-adhesive backing
- Material: Graphite

RELATED PRODUCTS



ZTLKA
TUBULAR LATCHES
(p400)



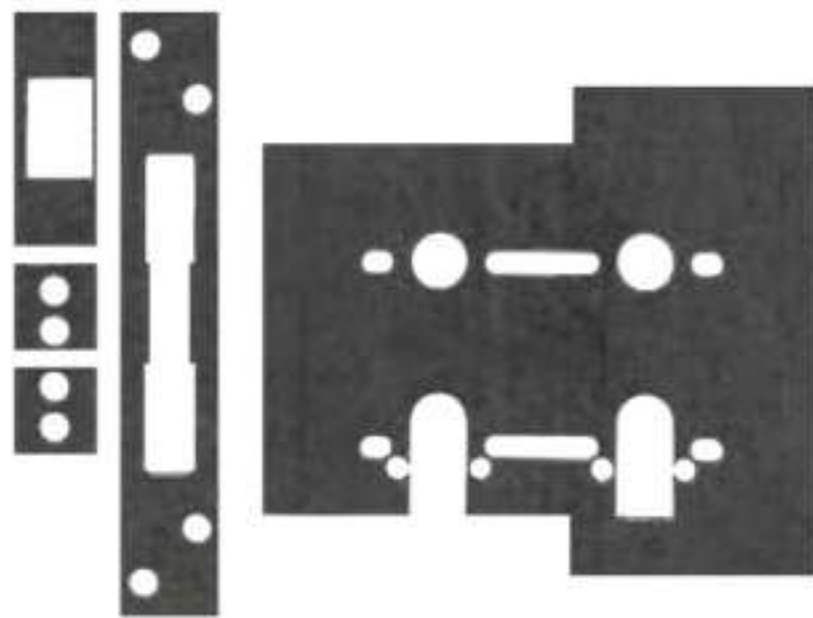
ZTLKA-HD
HEAVY DUTY TUBULAR LATCH
(p400)



ZTDA
TUBULAR DEADBOLTS
(p401)



ZUKF
FLAT LATCHES
(p379)



ZIUKBS30G



SCAN ME WITH YOUR PHONE TO WATCH THE FITTING VIDEO FOR THESE PRODUCTS

BATH & SASHLOCKS

ZIUKBS

Universal bathroom and sashlock intumescents

PRODUCT CODES


- ZIUKBS30G
1mm intumescent / 30min
- ZIUKBS60G
2mm intumescent / 60min

TO SUIT

- ZUKS564
- ZUKS576
- ZUKS364
- ZUKS376
- ZUKS64EP
- ZUKS76EP
- ZUKS64OP
- ZUKS76OP
- ZUKB64
- ZUKB76
- ZUKU64
- ZUKU76

KEY FEATURES

- 1mm intumescent / 30 minute fire door
- 2mm intumescent / 60 minute fire door
- 1 complete set per pack
- Adjustable to suit product dimensions
- Works with all ZUKS / ZUKB / ZUKU locks
- Self-adhesive backing
- Material: Graphite



ZIUKD30G



SCAN ME WITH YOUR PHONE TO WATCH THE FITTING VIDEO FOR THESE PRODUCTS

DEADLOCK

ZIUKD

Universal deadlock intumescents

PRODUCT CODES

- ZIUKD30G
1mm intumescent / 30min
- ZIUKD60G
2mm intumescent / 60min

TO SUIT


- ZUKD564
- ZUKD576
- ZUKD364
- ZUKD376
- ZUKD64EP
- ZUKD76EP
- ZUKD64OP
- ZUKD76OP

KEY FEATURES

- 1mm intumescent / 30 minute fire door
- 2mm intumescent / 60 minute fire door
- 1 complete set per pack
- Adjustable to suit product dimensions
- Works with all ZUKD locks
- Self-adhesive backing
- Material: Graphite

RELATED PRODUCTS





ZIUKFD30G



SCAN ME WITH
YOUR PHONE
TO WATCH THE
FITTING VIDEO
FOR THESE
PRODUCTS

FLAT DEADLOCK


ZIUKFD

Universal flat deadlock intumescents

PRODUCT CODES	TO SUIT
<ul style="list-style-type: none"> ZIUKFD30G 1mm intumescent / 30min 	<ul style="list-style-type: none"> ZUKFD64 ZUKFD76 ZUKFD102
<ul style="list-style-type: none"> ZIUKFD60G 2mm intumescent / 60min 	

KEY FEATURES

- 1mm intumescent / 30 minute fire door
- 2mm intumescent / 60 minute fire door
- 1 complete set per pack
- Adjustable to suit product dimensions
- Works with all ZUKFD locks
- Self-adhesive backing
- Material: Graphite



ZICS30G



SCAN ME WITH
YOUR PHONE
TO WATCH THE
FITTING VIDEO
FOR THESE
PRODUCTS

3 LEVER SASHLOCK

ZICS

Universal 3 lever sashlock intumescents

PRODUCT CODES	TO SUIT
<ul style="list-style-type: none"> ZICS30G 1mm intumescent / 30min 	<ul style="list-style-type: none"> ZSC364 ZSC376
<ul style="list-style-type: none"> ZICS60G 2mm intumescent / 60min 	

KEY FEATURES

- 1mm intumescent / 30 minute fire door
- 2mm intumescent / 60 minute fire door
- 1 complete set per pack
- Adjustable to suit product dimensions
- Works with all ZSC locks
- Self-adhesive backing
- Material: Graphite

RELATED PRODUCTS





ZIF

Flush bolt intumescents

PRODUCT CODES	TO SUIT
<ul style="list-style-type: none"> ZIF0160G 2mm intumescent / 60min 	ZAS02 ZAS03
<ul style="list-style-type: none"> ZIF0260G 2mm intumescent / 60min 	ZAS05 ZAS12
<ul style="list-style-type: none"> ZIF0360G 2mm intumescent / 60min 	ZAS09 ZAS13
<ul style="list-style-type: none"> ZIF0430G 1mm intumescent / 30min 	VS21
<ul style="list-style-type: none"> ZIF0460G 2mm intumescent / 60min 	

KEY FEATURES

- 1mm intumescent / 30 minute fire door
- 2mm intumescent / 60 minute fire door
- 1 complete set per pack
- Adjustable to suit product dimensions
- Three-sided
- Self-adhesive backing
- Material: Graphite

INTUMESCENT IRONMONGERY PROTECTION

All ironmongery installed on a fire door must be fitted without compromising the integrity of the complete fire door assembly. This is of particular importance where ironmongery is rebated into the doorset such as hinges, locks, latches and concealed door closers.

Our ultra thin and flexible high performance intumescent sheets are available from 0.8 to 2mm thick and offers high levels of expansion and insulation preventing heat transfer on ironmongery rebated into timber doorsets.

Suitable for both 30 and 60 minute applications. Installing these intumescents requires minimal rebating, a real advantage in timber doorsets.

Features & benefits

- Safe to handle - contains no fibres or irritants
- 0.8mm to 2mm thick - minimal rebating required
- Very flexible/clean to work with - will bend without cracking
- Easy to cut to shape with household scissors
- Available with or without self-adhesive backing
- Unaffected by moisture, humidity, atmospheric pollution and other common industrial and household chemical substances.

Testing

Our intumescent sheet material has been extensively tested to the latest British and European standards as follows:

- BS476 part 22: 1987 - 30 and 60 minute rating
- BSEN 1634-1: 2014 - 30 and 60 minute rating

Fitting instructions

The intumescent sheets are pre-cut to suit the ironmongery application and may also be pre-fitted with a self-adhesive backing. If you are using one of these, simply peel away the release paper on the self-adhesive tape.

Alternatively:

1. If required, use double sided self-adhesive tape or other adhesive to secure the sheet to the rebated ironmongery.
2. Fit the ironmongery in the usual way screwing through the sheet material if necessary.

RELATED PRODUCTS



ZAS02
LEVER ACTION
FLUSH BOLT
(p076)





ZAS05
LEVER ACTION
FLUSH BOLT
(p076)



VS21
INTEGRAL SLIDE
ACTION FLUSH BOLT
(p014)

ALTERNATIVE PRODUCTS

MONO AMMONIUM PHOSPHATE INTUMESCENTS



ZIH-M

Square hinge intumescents

PRODUCT CODES

- **ZIH30M**
100mm x 30mm
1mm interdens / 30min
- **ZIH60M**
100mm x 30mm
2mm interdens / 60min
- **ZIH30M3**
100mm x 30mm
1mm interdens / 30min
Pair and a half
- **ZIH60M3**
100mm x 30mm
2mm interdens / 60min
Pair and a half

TO SUIT

- VHP243
- VHC243
- ZHSS43
- ZHSS243
- ZHSSDB243
- ZHSSW243
- ZHS43
- PRSS243
- VHP243R
- VHC243R
- VHC243HTR
- ZHSS43R
- ZHSS243R
- ZHSSDB243R
- ZHSSW243R
- VLHL243R
- VLHR243R
- VSLHL43R
- VSLHR43R

KEY FEATURES

- 1mm interdens / 30 minute fire door
- 2mm interdens / 60 minute fire door
- 4 pads per pack
- 6 pads per pack - Pair and a half
- Self-adhesive backing
- Material: Mono ammonium phosphate
- Colour: White

ZID-M

Universal DIN lock intumescents

PRODUCT CODES

- **ZID30M**
1mm interdens / 30min
Universal kit to suit both 55mm & 60mm backset DIN lock
- **ZID60M**
2mm interdens / 60min
Universal kit to suit both 55mm & 60mm backset DIN lock

TO SUIT

- ZDL
- ZRD

KEY FEATURES

- 1mm interdens / 30 minute fire door
- 2mm interdens / 60 minute fire door
- One complete set per pack, adjustable to suit both 55mm & 60mm backset DIN locks
- Works with all ZDL and ZRD products in both square and radius profile
- Self-adhesive backing
- Material: Mono ammonium phosphate
- Colour: White

RELATED PRODUCTS



VHP243
GRADE 11 BALL BEARING HINGE (p408)



ZHSS243R
GRADE 13 BALL BEARING HINGE (p414)



VLHL243R
GRADE 11 BALL BEARING HINGE (p413)



ZDL7855/60
BATHROOM DIN LOCK (p362)



ZDL7255/60
EURO SASH DIN LOCK (p361)



The Vier Precision Design architectural range consists of Grade 304 stainless steel levers and accessories on a slim-line 52 x 4mm unsprung rose.

View the complete range of Vier architectural levers & accessories on pages [006-015](#).

certifire

Designed for use with Certifire accredited and fire tested products.



Our complete fire door packs include all the hardware components legally required for a fire door.



A full range of fire door packs available for office and corridor doors for both architectural and commercial applications.

COMPLETE FIRE DOOR PACKS

Our complete fire rated door packs offer the ideal solution for internal doors within commercial properties. Each pack includes all the hardware components legally required for a fire door whilst providing a cost effective choice for builders.



CE
2812

certifire



-  Architectural Door Pack only
-  Commercial Door Pack only
-  Available in both Architectural and Commercial Door Packs



For fitting instructions or datasheets please visit our website: www.zoohardware.co.uk

FIRE DOOR PACKS

ARCHITECTURAL



KIT A1

Architectural Corridor Kit - Locking

CONTACT FOR CURRENT STOCK AND LEAD TIMES

NOTE: Item may be available from stock but please contact our sales team for details and lead times.

PRODUCT CODES


PAGE

• VDC003 Size 3 – door closer	342	• ZUKD76EPSS UK Euro profile deadlock	378
• ZHSS243S3 Grade 13 hinges x3	414	• V5EP70DSCE V5 70mm Euro double cylinder	429
• ZCS001SS Euro profile escutcheons x2	047	• ZSS09SS 'Fire Door Keep Shut' signs x2	107
• ZCSD300BS D-shape pull handle	052	• ZIHR0230G3 (30-minute)* 1mm hinge intumescents x6	322
• ZAS32RBSS 350mm x 75mm fingerplate	091	• ZIUKD30G (30-minute)* 1mm UK deadlock intumescent	325

UPGRADABLE TO A 60-MINUTE FIRE DOOR PACK

*This door pack comes with 1mm intumescents as standard, suitable for a 30-minute fire door only.

To upgrade to the 60-minute pack, please request when ordering.



KIT A2

Architectural Corridor Kit - Non-locking

CONTACT FOR CURRENT STOCK AND LEAD TIMES

NOTE: Item may be available from stock but please contact our sales team for details and lead times.

PRODUCT CODES	PAGE		PAGE
• VDC003 Size 3 – door closer	342	• ZAS32RBSS 350mm x 75mm fingerplate	091
• ZHSS243S3 Grade 13 hinges x3	414	• ZSS09SS 'Fire Door Keep Shut' signs x2	107
• ZCSD300BS D-shape pull handle	052	• ZIHR0230G3 (30-minute)* 1mm hinge intumescents x6	322

UPGRADABLE TO A 60-MINUTE FIRE DOOR PACK

*This door pack comes with 1mm intumescents as standard, suitable for a 30-minute fire door only.

To upgrade to the 60-minute pack, please request when ordering.

FIRE DOOR PACKS

ARCHITECTURAL



KIT A3

Architectural Office Kit - Locking

CONTACT FOR CURRENT STOCK AND LEAD TIMES

NOTE: Item may be available from stock but please contact our sales team for details and lead times.



PRODUCT CODES	PAGE
• VDC003 Size 3 – door closer	342
• ZHSS243S3 Grade 13 hinges x3	414
• ZCS001SS Euro profile escutcheons x2	047
• ZCS030SS RTD lever set	043
• ZUKS76EPSS UK Euro profile sashlock	376

• V5EP70CTSCE V5 70mm Euro double cylinder	432
• ZSS09SS 'Fire Door Keep Shut' signs x2	107
• ZIHR0230G3 (30-minute)* 1mm hinge intumescent x6	322
• ZIUKBS30G (30-minute)* 1mm UK sashlock intumescent	325

UPGRADABLE TO A 60-MINUTE FIRE DOOR PACK

*This door pack comes with 1mm intumescent as standard, suitable for a 30-minute fire door only.

To upgrade to the 60-minute pack, please request when ordering.



KIT A4

Architectural Office Kit - Non-locking

CONTACT FOR CURRENT STOCK AND LEAD TIMES

NOTE: Item may be available from stock but please contact our sales team for details and lead times.

PRODUCT CODES

PAGE

• VDC003 Size 3 – door closer	342	• ZSS09SS 'Fire Door Keep Shut' signs x2	107
• ZHSS243S3 Grade 13 hinges x3	414	• ZIHR0230G3 (30-minute)* 1mm hinge intumescents x6	322
• ZCS030 RTD lever set	043	• ZIUFL30G (30-minute)* 1mm universal flat latch intumescent	324
• ZUKF76SS Flat latch – 76mm backset	379		


UPGRADABLE TO A 60-MINUTE FIRE DOOR PACK

*This door pack comes with 1mm intumescents as standard, suitable for a 30-minute fire door only.

To upgrade to the 60-minute pack, please request when ordering.

FIRE DOOR PACKS

COMMERCIAL



KIT C1

Commercial Corridor Kit – Locking

CONTACT FOR CURRENT STOCK AND LEAD TIMES

NOTE: Item may be available from stock but please contact our sales team for details and lead times.

PRODUCT CODES	PAGE		PAGE
• VDC0024A1SS Size 2-4 – door closer	344	• ZDL0060SS DIN dead lock	362
• ZHSS243S3 Grade 13 hinges x3	414	• V5EP70DSCE V5 70mm Euro double cylinder	429
• ZCS001SS Euro profile escutcheons x2	047	• ZSS09SS 'Fire Door Keep Shut' signs x2	107
• ZCSD300BS D-shape pull handle	052	• ZIHR0230G3 (30-minute)* 1mm hinge intumescents x6	322
• ZAS32RBSS 350mm x 75mm fingerplate	091	• ZID30G (30-minute)* 1mm universal DIN lock intumescent	323


UPGRADABLE TO A 60-MINUTE FIRE DOOR PACK

*This door pack comes with 1mm intumescents as standard, suitable for a 30-minute fire door only.

To upgrade to the 60-minute pack, please request when ordering.



VDC0024A1SS



ZHSS243S3



ZIHR0230G3



ZSS09SS



ZCSD300BS



ZAS32RBSS

KIT C2

Commercial Corridor Kit - Non-locking

PRODUCT CODES

PAGE

- | | | | |
|---|-----|--|-----|
| • VDC0024A1SS
Size 2-4 – door closer | 344 | • ZAS32RBSS
350mm x 75mm fingerplate | 091 |
| • ZHSS243S3
Grade 13 hinges x3 | 414 | • ZSS09SS
'Fire Door Keep Shut' signs x2 | 107 |
| • ZCSD300BS
D-shape pull handle | 052 | • ZIHR0230G3 (30-minute)*
1mm hinge intumescents x6 | 322 |

**CONTACT
FOR CURRENT
STOCK AND
LEAD TIMES**

NOTE: Item may be available from stock but please contact our sales team for details and lead times.

**UPGRADABLE
TO A 60-MINUTE
FIRE DOOR PACK**

*This door pack comes with 1mm intumescents as standard, suitable for a 30-minute fire door only.

To upgrade to the 60-minute pack, please request when ordering.

FIRE DOOR PACKS

COMMERCIAL



KIT C3

Commercial Office Kit - Locking

CONTACT FOR CURRENT STOCK AND LEAD TIMES

NOTE: Item may be available from stock but please contact our sales team for details and lead times.

PRODUCT CODES	PAGE
• VDC0024A1SS Size 2-4 – door closer	344
• ZHSS243S3 Grade 13 hinges x3	414
• ZCS001SS Euro profile escutcheons x2	047
• ZCS030SS RTD lever set	043
• ZDL7260SS DIN sash lock	361

• V5EP70CTSCE V5 70mm Euro cylinder & turn	432
• ZSS09SS 'Fire Door Keep Shut' signs x2	107
• ZIHR0230G3 (30-minute)* 1mm hinge intumescent x6	322
• ZID30G (30-minute)* 1mm universal DIN lock intumescent	323


UPGRADABLE TO A 60-MINUTE FIRE DOOR PACK

*This door pack comes with 1mm intumescent as standard, suitable for a 30-minute fire door only.

To upgrade to the 60-minute pack, please request when ordering.



VDC0024A1SS



ZHSS243S3




ZSS09SS



ZIHR0230G3



ZDL0060LSS



ZID30G



ZCS030SS

KIT C4

Commercial Office Kit - Non-locking

CONTACT FOR CURRENT STOCK AND LEAD TIMES

NOTE: Item may be available from stock but please contact our sales team for details and lead times.

PRODUCT CODES

PAGE

• VDC0024A1SS Size 2-4 – door closer	344	• ZSS09SS 'Fire Door Keep Shut' signs x2	107
• ZHSS243S3 Grade 13 hinges x3	414	• ZIHR0230G3 (30-minute)* 1mm hinge intumescent x6	322
• ZCS030 RTD lever set	043	• ZID30G (30-minute)* 1mm universal DIN lock intumescent	323
• ZDL0060LSS DIN latch	363		

UPGRADABLE TO A 60-MINUTE FIRE DOOR PACK

*This door pack comes with 1mm intumescent as standard, suitable for a 30-minute fire door only.

To upgrade to the 60-minute pack, please request when ordering.

certifire
CF5549

Certifire approved surface mounted overhead door closers, suitable for installation on both pull-side and push-side of the door.



All door closers come with controlled adjustable closing speed from maximum opening angle through to the last 10° to 15°.





The VDC / ZDC range of door closers come in a variety of different finishes, suitable for complementing any modern interior scheme.

VDC/ZDC

Door closers

The VDC / ZDC range of door closers includes fixed power and adjustable power door closers that are suitable for installation on inward and outward (pull-side or push-side) opening doors.





VDC003

VDC003

Size 3 rack & pinion overhead door closer

PRODUCT CODES

- VDC003
- VDC003B
- VDC003G

KEY FEATURES

- Fixed power size 3
- Suitable for doors up to 60kg, 950mm wide
- Approved for installation on both pull-side & push-side of the door
- Non-handed
- Adjustable closing speed
- Adjustable latch speed action
- 10 year manufacturer's warranty

4	8	3	1	1	3

BS EN 1154 : 1996
Projecting arm Figure 1
and parallel arm Figure 6

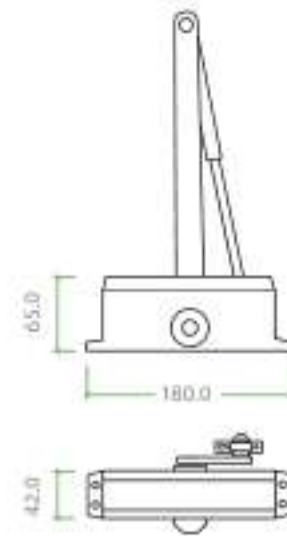
3	8	3	1	1	3

BS EN 1154 : 1996
Projecting arm Figure 61

STANDARDS



TECHNICAL



FINISHES



ZDC003B



ZDC003G

RELATED PRODUCTS



ZHS5243
GRADE 13 BALL BEARING HINGE (p414)



ZDL0055/60
DIN LATCH (p363)



VLHL243
GRADE 11 BALL BEARING HINGE (p413)



ZSA SIGNAGE
ALUMINIUM DOOR SIGNAGE (p195)

* Information about the DDA and Equality Act regarding door closers see p456

ZDC0024

Power adjustable size 2-4 door closer



ZDC0024

PRODUCT CODES

- ZDC0024
- ZDC0024PB
- ZDC0024PN
- ZDC0024SN

KEY FEATURES

- Adjustable power 2-4 (by spring adjustment)
- Suitable for doors up to 80kg, 1100mm wide
- Approved for installation on both pull-side & push-side of the door
- Non-handed
- Adjustable closing speed
- Adjustable latch speed
- Adjustable backcheck
- Adjustable delayed action
- Adjustable flat arm
- 10 year manufacturer's warranty

STANDARDS



TECHNICAL



FINISHES



3	8	2/4	1	1	2

BS EN 1154 : 1996



ZDC0024PB



ZDC0024PN



ZDC0024SN

RELATED PRODUCTS



VSEP60CT - 100CT
EURO CYLINDER
& TURN
(p432)



ZDL7255/60
EURO SASH
DIN LOCK
(p361)



VHP243
GRADE 11 BALL
BEARING HINGE
(p408)



ZCSD PULL HANDLES
'D' PULL HANDLES - SS304
19MM & 22MM TUBULAR
(p052)

* Information about the DDA and Equality Act regarding door closers see p456



VDC0024A1PS

PLEASE NOTE: DA VALVE HEAD IS FITTED WITH INSERT TO PREVENT ACCIDENTAL USAGE (INSERT CAN BE REMOVED FOR USE ON NON-FIRE DOORS).

VDC0024A1

Adjustable size 2-4 rack & pinion overhead door closer

PRODUCT CODES

- VDC0024A1SE
- VDC0024A1SS*
- VDC0024A1PS
- VDC0024A1PVDG
- VDC0024A1-PCB
- VDC0024A1-PCW
- VDC0024A1-PVDBZ
- VDC0024A1-PVDSB

KEY FEATURES

- Power adjustable 2-4 (by spring adjustment)
- Suitable for doors up to 80kg, 1100mm wide
- Approved for installation on both pull-side & push-side of the door
- Includes full metal semi-radius cover
- Non-handed
- Adjustable closing speed
- Adjustable latch speed
- Adjustable backcheck
- Adjustable delayed action**
- Adjustable flat arm
- 10 year manufacturer's warranty

* Stainless steel finish includes SS304 cover

** Function not included in EN1154 test

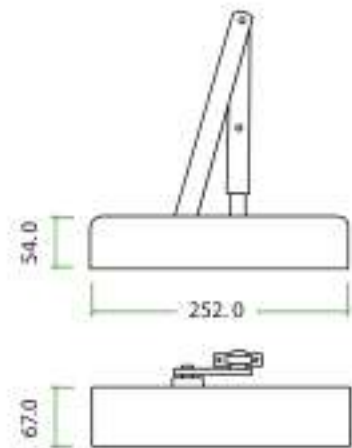
4	8	2/4	1	1	3

BS EN 1154 : 1996
Projecting arm Figure 1;
Projecting arm Figure 61;
Parallel arm Figure 6.

STANDARDS



TECHNICAL



FINISHES



VDC0024A1PVDBZ



VDC0024A1PCB



VDC0024A1PVDSB

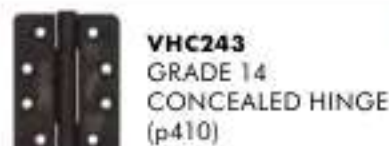
RELATED PRODUCTS



RT010
LUGANO LEVER
SCREW ON ROSE
(p236)



RT001
EURO PROFILE
ESCUTCHEON
(p241)



VHC243
GRADE 14
CONCEALED HINGE
(p410)



ZCSD PULL HANDLES
"D" PULL HANDLES
19MM TUBULAR
(p052)

* Information about the DDA and Equality Act regarding door closers see p456



VDC0025NC

PLEASE NOTE: BC & DA VALVE HEAD IS FITTED WITH INSERT TO PREVENT ACCIDENTAL USAGE (INSERT CAN BE REMOVED FOR USE ON NON-FIRE DOORS).

VDC0025

Adjustable size 2-5 door closer

PRODUCT CODES

- VDC0025NC
No cover
- VDC0025S
- VDC0025SS
- VDC0025PS
- VDC0025PVDG

KEY FEATURES

- Power adjustable 2-5 (by spring adjustment)
- Suitable for doors up to 100kg, 1250mm wide
- Non-handed
- Approved for installation on both pull-side & push-side of the door
- Includes full metal semi-radius cover
- Adjustable closing speed
- Adjustable latch speed action
- Adjustable backcheck*
- Adjustable delayed action*
- 10 year manufacturer's warranty

* Function not included in EN1154 test

3	8	2/5	1	1	3

BS EN 1154 : 1996
Projecting arm Figure 1 and parallel arm Figure 61

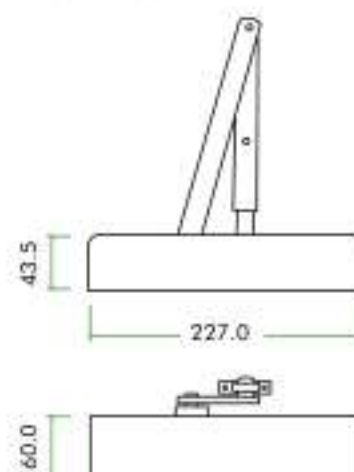
3	8	2/4	1	1	3

BS EN 1154 : 1996
Projecting arm Figure 6

STANDARDS



TECHNICAL



FINISHES



VDC0025SS



VDC0025PVDG



VDC0025PS

RELATED PRODUCTS



VSEP60CT - 100CT
EURO CYLINDER & TURN
(p432)



ZDL7255/60
EURO SASH DIN LOCK
(p361)



VHP243
GRADE 11 BALL BEARING HINGE
(p408)



ZCSD PULL HANDLES
'D' PULL HANDLES - SS304
19MM & 22MM TUBULAR
(p052)

* Information about the DDA and Equality Act regarding door closers see p456



VDC0024S1-SE



VDC0024S1-SSS

VDC0024S1

Selectable size 2-4 rack & pinion overhead door closer

PRODUCT CODES

- VDC0024S1-NC-SE
Standard silver version without cover
- VDC0024S1-SSS
Satin stainless steel finish c/w full metal semi-radius cover
- VDC0024S1-SE
Standard silver finish c/w full metal semi-radius cover

KEY FEATURES

- Power selectable 2-4 by template position
- Suitable for doors up to 80kg, 1100mm wide
- Approved for installation on both pull-side & push-side of the door
- Non-handed
- Adjustable closing speed
- Adjustable latch action
- Adjustable backcheck
- Adjustable flat form armset
- 10 year manufacturer's warranty

4	8	4 2	1	1	3

BS EN 1154 : 1996
Figure 1 & Figure 61

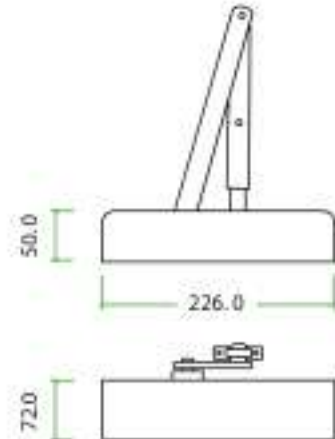
3	8	3	1	1	3

BS EN 1154 : 1996
Figure 66

STANDARDS



TECHNICAL



FINISHES



RELATED PRODUCTS



* Information about the DDA and Equality Act regarding door closers see p456



VDC0036A2-SE



VDC0036A2-SSS

VDC0036A2

Adjustable size 3-6 rack & pinion overhead door closer

PRODUCT CODES

- VDC0036A2-NC-SE
Standard silver version without cover
- VDC0036A2-SSS
Satin stainless steel finish c/w full metal semi-radius cover
- VDC0036A2-SE
Standard silver finish c/w full metal semi-radius cover

KEY FEATURES

- Power adjustable 3-6
- Suitable for doors up to 120kg, 1400mm wide
- Approved for installation on both pull-side & push-side of the door
- Non-handed
- Adjustable closing speed
- Adjustable latch speed action
- Adjustable backcheck
- Adjustable delayed action*
- 10 year manufacturer's warranty

* Function not included in EN1154 test

4	8	6/3	1	1	3

BS EN 1154 : 1996
Figure 1

3	8	5/3	1	1	3

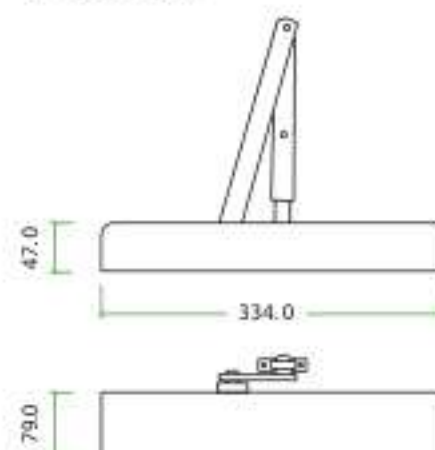
BS EN 1154 : 1996
Figure 66 & Figure 61

PLEASE NOTE: BC & DA VALVE HEAD IS FITTED WITH INSERT TO PREVENT ACCIDENTAL USAGE (INSERT CAN BE REMOVED FOR USE ON NON-FIRE DOORS).

STANDARDS



TECHNICAL



FINISHES



RELATED PRODUCTS



V5EP60CT - 100CT
EURO CYLINDER & TURN
(p432)



ZDL7255/60
EURO SASH DIN LOCK
(p361)



VHP243
GRADE 11 BALL BEARING HINGE
(p408)



ZCSD PULL HANDLES
'D' PULL HANDLES - SS304
19MM & 22MM TUBULAR
(p052)

* Information about the DDA and Equality Act regarding door closers see p456

A BRIEF GUIDE TO DOOR CLOSERS

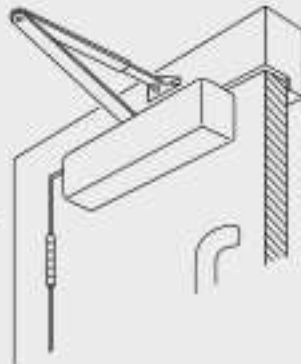
MOUNTING POSITIONS

There are three common positions in which a door closer can be mounted, each one is dependent upon the type and use of the door.

• Fig.1

DOOR MOUNTED PROJECTING ARM, PULL-SIDE

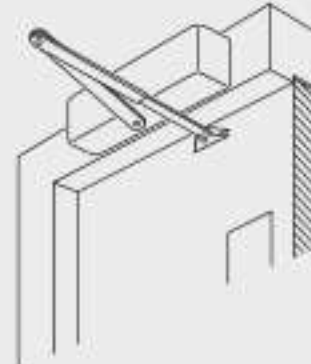
The most common application, provides a high degree of door control and range of adjustment. The closer is mounted on the pull side of the door with the arm mounted on the frame. When the door opens the arm passes over the door.



• Fig.61

TRANSOM MOUNTED PROJECTING ARM PUSH-SIDE

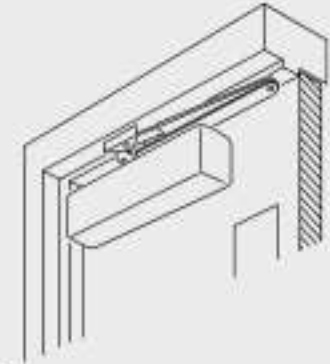
The closer is mounted on the frame above the door. The foot is mounted on the push side of the door. This position is intended for external doors opening outward to protect the closer from external elements.



• Fig.6

DOOR MOUNTED PARALLEL ARM, PUSH-SIDE

The closer is mounted on the push side of the door. When the door opens, the closer arm swings with the angle of the door. This position stops the closer protruding into the room and is suitable for use on narrow door frames.



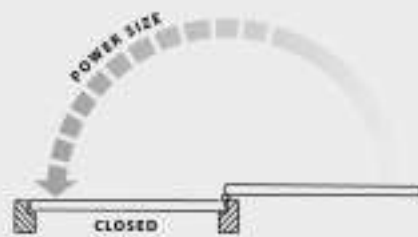
DOOR CLOSER FEATURES

POWER SIZE

The Power Size of a door closer is measured in accordance with the Closing Torque that is achievable on the closing cycle.

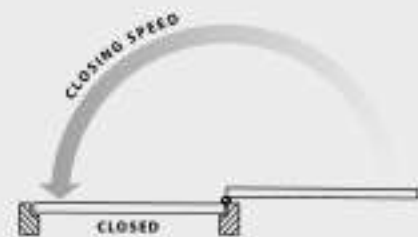
The BS EN 1154 Standard classifies closers from a Size 1 through to a size 7 and recommends the use in accordance with the door width and door mass (weight).

Power Sizes can be fixed, selectable or adjustable.



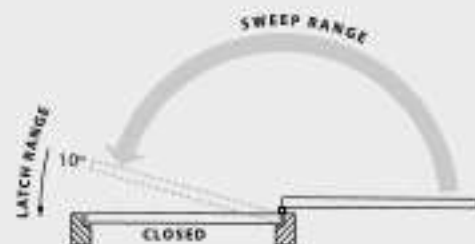
ADJUSTABLE CLOSING SPEED

Controlled door closers offer adjustability to the speed that the door will operate, the closing speed has adjustment from the maximum opening angle through to the last 10 to 15°.



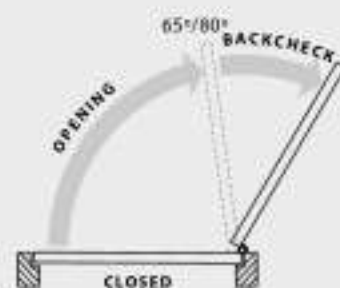
ADJUSTABLE LATCH ACTION

This allows speed adjustability on the last 10 to 15° to assist with overcoming latches and seals.



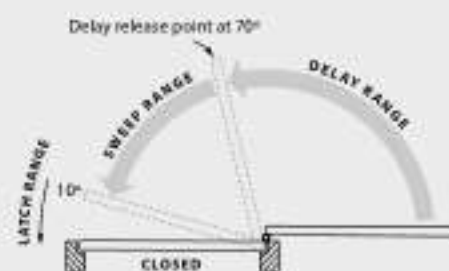
ADJUSTABLE BACKCHECK

The backcheck function slows the speed of the door whilst in the opening cycle, the function is to prevent damage being caused to the door, associated hardware or adjacent walls in the event of the door being flung open (Backcheck is not an alternative to a door stop).



ADJUSTABLE DELAYED ACTION

The delayed action function slows the first part of the closing cycle down. Its function is particularly useful for disabled / elderly who may need additional time to pass through the doorway, delayed action normally releases around 70° where the standard closing speed will then commence.



FIRE SAFETY – CONTROL OF THE SPREAD OF FIRE AND SMOKE

All dedicated fire-resistant doors should be fitted with a door closer that is successfully tested to BS EN 1154.

A closed fire-resisting door is designed to withstand attack by fire for a specified period of time, installation of a door closer will ensure that the door is mechanically closed when not in use.

BS EN 1154:1997

This is the European standard for the performance of controlled door closing devices. It uses a 6 digit coding system to give clear details on the capabilities and performance levels of what the specific door closer model has been tested and approved to.



The below detail gives the breakdown of each code:

DIGIT 1 CATEGORY OF USE

Grade 3 – For closing doors from at least 105° open
Grade 4 – For closing doors from 180° open

DIGIT 2 TEST CYCLES

Grade 8 – 500,000 test cycles

DIGIT 3 TEST DOOR MASS/SIZE

Door closer power size	Recommended door leaf width mm max.	Test door mass kg	Closing moment			Opening moment between 0° and 60° Nm min.	Door closer efficiency between 0° and 4° % min.
			Between 0° and 4° Nm min.	Between 68° and 92° Nm max.	Any other angle of opening Nm min.		
1	< 750	20	9	< 13	3	26	50
2	850	40	13	< 18	4	36	50
3	950	60	18	< 26	6	47	55
4	1100	80	26	< 37	9	62	60
5	1250	100	37	< 54	12	83	65
6	1400	120	54	< 87	18	134	65
7	1600	160	67	< 140	29	215	65

DIGIT 4 FIRE BEHAVIOUR

Grade 0 – Not suitable for use on fire/smoke door assemblies
Grade 1 – Suitable for use on fire/smoke door assemblies

DIGIT 5 SAFETY

All doors closers are required to satisfy the essential requirement of safety in use. Therefore only Grade 1 is identified.

DIGIT 6 CORROSION RESISTANCE

Five grades of corrosion resistance are identified according to EN 1670:

- Grade 0 – No defined corrosion resistance
- Grade 1 – Mild resistance
- Grade 2 – Moderate resistance
- Grade 3 – High resistance
- Grade 4 – Very high resistance



ROSSO TECNICA is our new and exclusive range of European inspired designer levers. Manufactured from Grade 304 stainless steel and finished in a new selection of stunning hard-wearing finishes, these levers are the perfect accompaniment to the latest trends in interior fashion. See page 235.



AS PART OF OUR ONGOING COMMITMENT TO REDUCE OUR IMPACT ON THE ENVIRONMENT, THE ROSSO TECNICA RANGE IS SUPPLIED WITHOUT ANY PLASTIC PACKAGING. NO POLY-BAGS ARE USED IN THIS RANGE.

ROSSOTECNICA
ACCIAIO CON STILE

certifire
CF850

certifire
CF850

All VDL & ZDL DIN locks and latches are Certifire accredited for use on 120 minute timber fire doors and 240 minute steel fire doors.



Available in both square and radius forends with backsets of 55mm and 60mm.



Certified to BS EN 12209 : 2003 Grade 3 suitable for high frequency use.



The NEW VDL range comes with a two-piece forend and is available in a variety of new hard-wearing finishes to compliment full interior projects.

The new VDL range of DIN locks comes with a unique two-piece forend and is available in a variety of new hard-wearing finishes to complement full interior projects.



For fitting instructions or datasheets please visit our website: www.zoohardware.co.uk



To maintain compliance with the fire standards for the DIN locks and latches in this section, it is recommended that you fit these with the intumescent fire seals which can be found on page 323.



VDL7255 / 60 / 55R / 60R

Euro sash lock - 72mm c/c



VDL7255RPVDSB / PVDSB



VDL7255RPVDBZ / PVDBZ

PRODUCT CODES

- VDL7255PVDSB
- VDL7255PVDBZ
- VDL7255PCB
- VDL7255PB
- VDL7255PS
- VDL7255SS

- VDL7260PVDSB
- VDL7260PVDBZ
- VDL7260PCB
- VDL7260PB
- VDL7260PS
- VDL7260SS

Square forend

- VDL7255RPVDSB
- VDL7255RPVDBZ
- VDL7255RPCB
- VDL7255RPB
- VDL7255RPS
- VDL7255RSS

- VDL7260RPVDSB
- VDL7260RPVDBZ
- VDL7260RPCB
- VDL7260RPB
- VDL7260RPS
- VDL7260RSS

Radius forend

KEY FEATURES

- 55 & 60mm backsets available
- Square & radius profile forends
- SS304 two-piece forend
- Double throw deadbolt
- Anti-rattle strike
- Grip tight follower
- SS304 latch & deadbolt
- BS EN 12209 : 2003 Grade 3

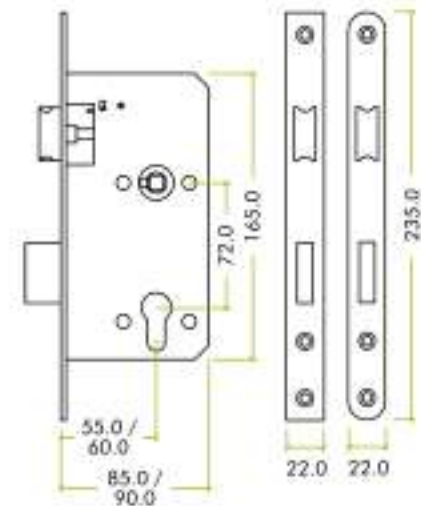
FINISHES



STANDARDS



TECHNICAL




3	X	8	1	0	G	2	B	C	2

BS EN 12209 : 2003 Grade 3

RELATED PRODUCTS



ZID-M
DIN LOCK
INTUMESCENT
(p328)



ZID
DIN LOCK
INTUMESCENT
(p323)



ZDR01
REBATE KIT TO SUIT
ALL DIN LOCKS
(p365)



RT030
MAGGIORE LEVER
SCREW ON ROSE
(p237)



RT004
TURN &
RELEASE
(p241)



VDL7255NL / 60 / 55R / 60R

Night latch - 72mm c/c



VDL7255NLRPCB / PCB



VDL7255NLRPVDSB / PVDSB

PRODUCT CODES

- VDL7255NLPVDSB
- VDL7255NLPVDBZ
- VDL7255NLPCB
- VDL7255NLPB
- VDL7255NLPS
- VDL7255NLSS

Square forend

- VDL7255NLRPVDSB
- VDL7255NLRPVDBZ
- VDL7255NLRPCB
- VDL7255NLRPB
- VDL7255NLRPS
- VDL7255NLRSS

Radius forend

- VDL7260NLPVDSB
- VDL7260NLPVDBZ
- VDL7260NLPCB
- VDL7260NLPB
- VDL7260NLPS
- VDL7260NLSS

Square forend

- VDL7260NLRPVDSB
- VDL7260NLRPVDBZ
- VDL7260NLRPCB
- VDL7260NLRPB
- VDL7260NLRPS
- VDL7260NLRSS

Radius forend

KEY FEATURES

- 55 & 60mm backsets available
- Square & radius profile forends
- SS304 two-piece forend
- Anti-thrust pin
- Grip tight follower
- SS304 latch
- BS EN 12209 : 2003 Grade 3

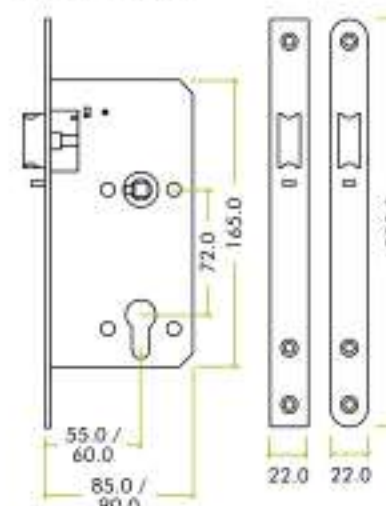
FINISHES



STANDARDS



TECHNICAL



3	X	8	1	0	G	1	B	B	2 0

BS EN 12209 : 2003 Grade 3

RELATED PRODUCTS



VSEP60CT - 100CT
EURO CYLINDER & TURN
(p432)



VLHL243
GRADE 11 BALL BEARING HINGE
(p413)



VHP243
GRADE 11 BALL BEARING HINGE
(p408)



RT010
LUGANO LEVER SCREW ON ROSE
(p236)




RT001
EURO PROFILE ESCUTCHEON
(p241)



VDL7855 / 60 / 55R / 60R

Bathroom - 78mm c/c



VDL7855RPVDBZ / PVDBZ



VDL7855RPCB / PCB

PRODUCT CODES

- VDL7855PVDSB
- VDL7855PVDBZ
- VDL7855PCB
- VDL7855PB
- VDL7855PS
- VDL7855SS

- VDL7860PVDSB
- VDL7860PVDBZ
- VDL7860PCB
- VDL7860PB
- VDL7860PS
- VDL7860SS

Square forend

- VDL7855RPVDSB
- VDL7855RPVDBZ
- VDL7855RPCB
- VDL7855RPB
- VDL7855RPS
- VDL7855RSS

- VDL7860RPVDSB
- VDL7860RPVDBZ
- VDL7860RPCB
- VDL7860RPB
- VDL7860RPS
- VDL7860RSS

Radius forend

KEY FEATURES

- 55 & 60mm backsets available
- Square & radius profile forends
- SS304 two-piece forend
- Double throw deadbolt
- Grip tight follower
- SS304 latch & deadbolt
- BS EN 12209 : 2003 Grade 3

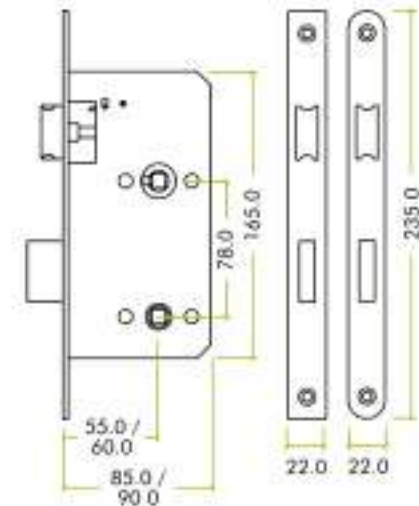
FINISHES



STANDARDS



TECHNICAL




3	X	8	1	0	G	-	B	G	2 0

BS EN 12209 : 2003 Grade 3

RELATED PRODUCTS



ZID-M
DIN LOCK
INTUMESCENT
(p328)



ZID
DIN LOCK
INTUMESCENT
(p323)



ZDR01
REBATE KIT TO SUIT
ALL DIN LOCKS
(p365)



RT040
VARESE LEVER
SCREW ON ROSE
(p238)



RT004
TURN &
RELEASE
(p241)



VDL0055 / 60 / 55R / 60R

Dead lock - 72mm c/c



VDL0060RPVDSB / PVDSB



VDL0060RPVDBZ / PVDBZ

PRODUCT CODES

- VDL0055PVDSB
- VDL0055PVDBZ
- VDL0055PCB
- VDL0055PB
- VDL0055PS
- VDL0055SS
- VDL0060PVDSB
- VDL0060PVDBZ
- VDL0060PCB
- VDL0060PB
- VDL0060PS
- VDL0060SS
- VDL0055RPVDSB
- VDL0055RPVDBZ
- VDL0055RPCB
- VDL0055RPB
- VDL0055RPS
- VDL0055RSS
- VDL0060RPVDSB
- VDL0060RPVDBZ
- VDL0060RPCB
- VDL0060RPB
- VDL0060RPS
- VDL0060RSS

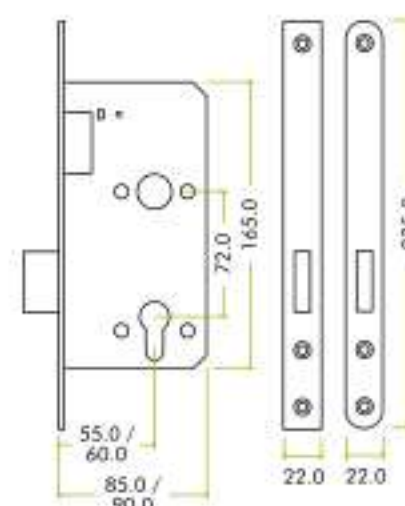
Square forend

Radius forend

STANDARDS



TECHNICAL



KEY FEATURES

- 55 & 60mm backsets available
- Square & radius profile forends
- SS304 two-piece forend
- SS304 double throw deadbolt
- BS EN 12209 : 2003 Grade 3

FINISHES



3	X	8	1	0	G	2	B	C	0 0

BS EN 12209 : 2003 Grade 3

RELATED PRODUCTS



VSEP60CT - 100CT
EURO CYLINDER & TURN
(p432)



VLHL243
GRADE 11 BALL BEARING HINGE
(p413)



VHP243
GRADE 11 BALL BEARING HINGE
(p408)



RM060
ARIES LEVER SCREW ON ROSE
(p226)



RM001
EURO PROFILE ESCUTCHEON
(p229)



VDL0055L / 60 / 55R / 60R

Latch - 72mm c/c



VDL0055LRPCB / PCB



VDL0055LRPVDSB / PVDSB

PRODUCT CODES

- VDL0055LPVDSB
- VDL0055LPVDBZ
- VDL0055LPCB
- VDL0055LPB
- VDL0055LPS
- VDL0055LSS

- VDL0060LPVDSB
- VDL0060LPVDBZ
- VDL0060LPCB
- VDL0060LPB
- VDL0060LPS
- VDL0060LSS

Square forend

- VDL0055LRPVDSB
- VDL0055LRPVDBZ
- VDL0055LRPCB
- VDL0055LRPB
- VDL0055LRPS
- VDL0055LRSS

- VDL0060LRPVDSB
- VDL0060LRPVDBZ
- VDL0060LRPCB
- VDL0060LRPB
- VDL0060LRPS
- VDL0060LRSS

Radius forend

KEY FEATURES

- 55 & 60mm backsets available
- Square & radius profile forends
- SS304 two-piece forend
- Grip tight follower
- SS304 latch
- BS EN 12209 : 2003 Grade 3

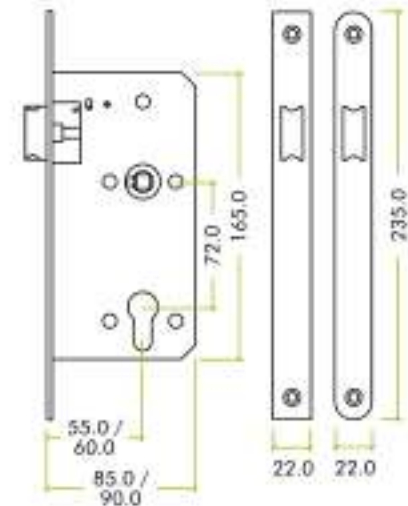
FINISHES



STANDARDS



TECHNICAL




3	X	8	1	0	G	-	B	0	2

BS EN 12209 : 2003 Grade 3

RELATED PRODUCTS



ZID-M
DIN LOCK
INTUMESCENT
(p328)



ZID
DIN LOCK
INTUMESCENT
(p323)



ZDR01
REBATE KIT TO SUIT
ALL DIN LOCKS
(p365)



RT020
COMO LEVER
SCREW ON ROSE
(p237)



ZP2100
ADRIA LEVER
SCREW ON ROSE
(p203)



VDL7260ST / VDL7260STR

Single throw euro sash lock - 72mm c/c



VDL7260STRPVDBZ / PVDBZ



VDL7260STRPCB / PCB

PRODUCT CODES

- VDL7260STPVDSB
- VDL7260STPVDBZ
- VDL7260STPCB
- VDL7260STPB
- VDL7260STPS
- VDL7260STSS

Square forend

- VDL7260STRPVDSB
- VDL7260STRPVDBZ
- VDL7260STRPCB
- VDL7260STRPB
- VDL7260STRPS
- VDL7260STRSS

Radius forend

KEY FEATURES

- 60mm backset
- Square & radius profile forends
- SS304 two-piece forend
- SS304 **single throw** deadbolt (20mm)
- Anti-rattle strike
- Grip tight follower
- BS EN 12209 : 2003 Grade 3

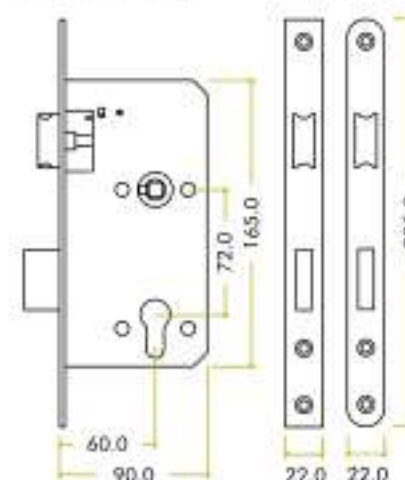
FINISHES



STANDARDS



TECHNICAL



3	X	8	1	0	G	2	B	C	2	0

BS EN 12209 : 2003 Grade 3

RELATED PRODUCTS



VSEP60CT - 100CT
EURO CYLINDER & TURN
(p432)



VLHL243
GRADE 11 BALL BEARING HINGE
(p413)



VHP243
GRADE 11 BALL BEARING HINGE
(p408)



RM060
ARIES LEVER SCREW ON ROSE
(p226)



RM004
TURN & RELEASE
(p229)



VDL0060STRPVDSB / PVDSB



VDL0060STRPVDBZ / PVDBZ

VDL0060ST / VDL0060STR

Single throw dead lock - 72mm c/c

PRODUCT CODES

- VDL0060STPVDSB
 - VDL0060STPVDBZ
 - VDL0060STPCB
 - VDL0060STPB
 - VDL0060STPS
 - VDL0060STSS
- Square forend

- VDL0060STRPVDSB
 - VDL0060STRPVDBZ
 - VDL0060STRPCB
 - VDL0060STRPB
 - VDL0060STRPS
 - VDL0060STRSS
- Radius forend

KEY FEATURES

- 60mm backset
- Square & radius profile forends
- SS304 two-piece forend
- SS304 **single throw** deadbolt (20mm)
- Anti-rattle strike
- BS EN 12209 : 2003 Grade 3

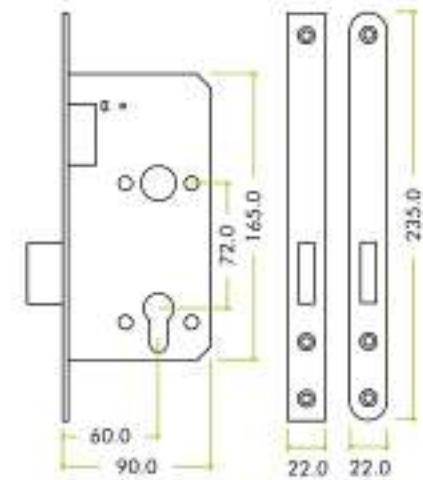
FINISHES



STANDARDS



TECHNICAL




3	X	8	1	0	G	2	B	C	0

BS EN 12209 : 2003 Grade 3

RELATED PRODUCTS



ZID-M
DIN LOCK
INTUMESCENT
(p328)



ZID
DIN LOCK
INTUMESCENT
(p323)



ZDR01
REBATE KIT TO SUIT
ALL DIN LOCKS
(p365)



RT020
COMO LEVER
SCREW ON ROSE
(p237)



ZPZ100
ADRIA LEVER
SCREW ON ROSE
(p203)



ADDITIONAL ACCESSORIES

This chart shows which spare forend and strike packs are compatible with the new VDL range of DIN locks and latches to enable easy customisation.

Please note: These are not compatible with the ZDL range of DIN locks and latches.

		Spare forend & strike pack T/S upright latch		Spare forend & strike pack T/S DIN night latch		Spare forend & strike pack T/S DIN euro dead		Spare forend & strike pack T/S DIN sash & WC	
		VDAP01	VDAP01	VDAP02	VDAP02	VDAP03	VDAP03	VDAP04	VDAP04
		Square	Radius	Square	Radius	Square	Radius	Square	Radius
VDL7255	DIN euro sash lock							•	•
VDL7260	DIN euro sash lock							•	•
VDL7255NL	DIN night latch			•	•				
VDL7260NL	DIN night latch			•	•				
VDL7855	DIN bathroom lock							•	•
VDL7860	DIN bathroom lock							•	•
VDL0055	DIN dead lock					•	•		
VDL0060	DIN dead lock					•	•		
VDL0055L	DIN latch	•	•						
VDL0060L	DIN latch	•	•						
VDL7260ST	DIN single throw sash lock							•	•
VDL0060ST	DIN single throw dead lock					•	•		

The ZDL range of DIN locks contains products which have been tested to BS EN 12209 Grade 3, CE and FD 30/60 Certifire. Backsets of 55mm and 60mm are available.



ZDL7255 / 60
DIN euro sash lock p361



ZDL7255NL / 60
DIN night latch p361



ZDL7855 / 60
DIN bathroom lock p362



ZDL0055 / 60
DIN dead lock p362



ZDL0055L / 60
DIN latch p363



ZDL7260ESC
DIN escape lock p363



ZDL7260ST
DIN single throw sash lock p364



ZDL0060ST
DIN single throw dead lock p364



ZDL7260LL
DIN lift-to-lock p365



ZDR01
DIN rebate kit p365



ZRD0060L
Roller DIN latch p366




ZRD7260
Roller DIN sash lock p366



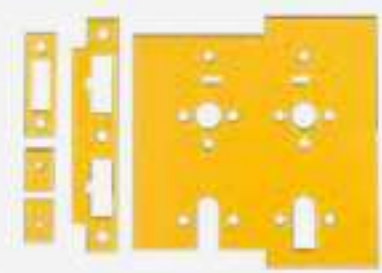
ZRD7860
Roller DIN bathroom lock p367



ZLAP22
Spare double strike p367



ZID-G
DIN lock intumescent p368



ZID-M
DIN lock interden p368

For fitting instructions or datasheets please visit our website: www.zoohardware.co.uk



To maintain compliance with the fire standards for the DIN locks and latches in this section, it is recommended that you fit these with the intumescent fire seals which can be found on page 368.

ZDL7255 / 60 / 55R / 60R

Euro sash lock - 72mm c/c



3	X	8	1	0	G	2	B	C	2	0

BS EN 12209 : 2003 Grade 3

PRODUCT CODES

- ZDL7255SS
- ZDL7260SS
Square forend
- ZDL7255RSS
- ZDL7260RSS
Radius forend

KEY FEATURES

- 55 & 60mm backsets available
- Square & radius profile forends
- SS304 one-piece forend
- Double throw deadbolt
- Anti-rattle strike
- Grip tight follower
- SS304 latch & deadbolt
- BS EN 12209 : 2003 Grade 3

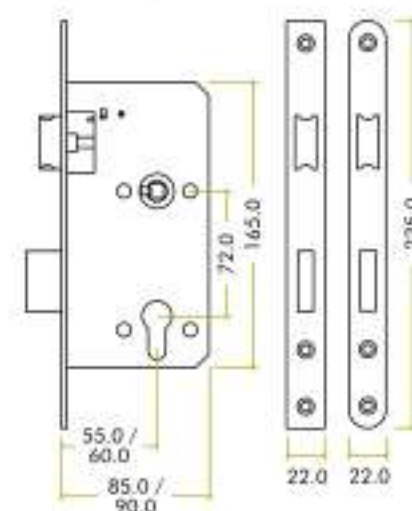
FINISHES



STANDARDS



TECHNICAL



NOTE: ** items may be available from stock, please contact our sales team for details and lead times.

ZDL7255NL / 60 / 55R / 60R

Night latch - 72mm c/c



3	X	8	1	0	G	1	B	B	2	0

BS EN 12209 : 2003 Grade 3

PRODUCT CODES

- ZDL7255NLSS
- ZDL7260NLSS
- ZDL7260NLPS**
- ZDL7260NLPVD**
Square forend
- ZDL7255NLRSS
- ZDL7260NLRSS
Radius forend

KEY FEATURES

- 55 & 60mm backsets available
- Square & radius profile forends
- SS304 one-piece forend
- Anti-thrust pin
- Grip tight follower
- SS304 latch
- BS EN 12209 : 2003 Grade 3

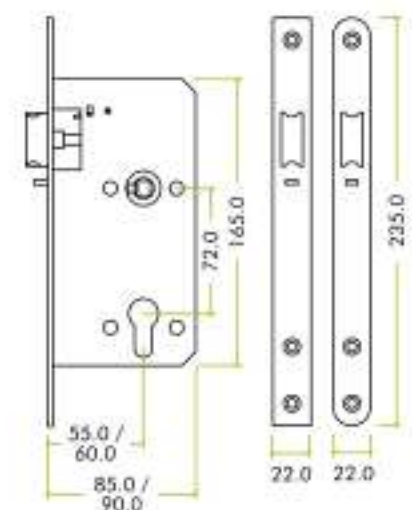
FINISHES



STANDARDS




TECHNICAL



RELATED PRODUCTS



ZID-M
DIN LOCK
INTUMESCENT
(p368)



ZID
DIN LOCK
INTUMESCENT
(p368)



ZDR01
REBATE KIT TO SUIT
ALL DIN LOCKS
(p365)



RT030
MAGGIORE LEVER
SCREW ON ROSE
(p237)



RT004
TURN &
RELEASE
(p241)



ZDL7855 / 60 / 55R / 60R

Bathroom - 78mm c/c

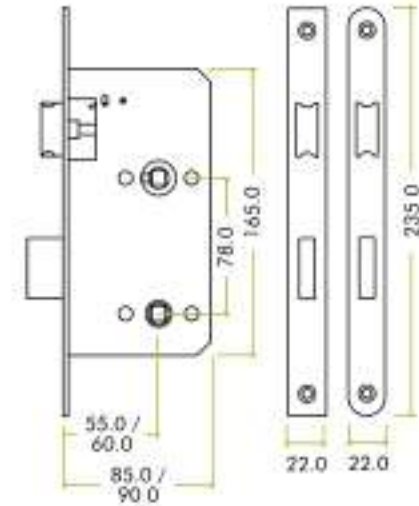
PRODUCT CODES

- ZDL7855SS
- ZDL7860SS
- ZDL7860PVD**
Square forend
- ZDL7855RSS
- ZDL7860RSS
Radius forend

STANDARDS



TECHNICAL



KEY FEATURES

- 55 & 60mm backsets available
- Square & radius profile forends
- SS304 one-piece forend
- Grip tight follower
- SS304 latch & deadbolt
- BS EN 12209 : 2003 Grade 3

FINISHES



BS EN 12209 : 2003 Grade 3



NOTE: ** items may be available from stock, please contact our sales team for details and lead times.



ZDL0055 / 60 / 55R / 60R

Dead lock - 72mm c/c

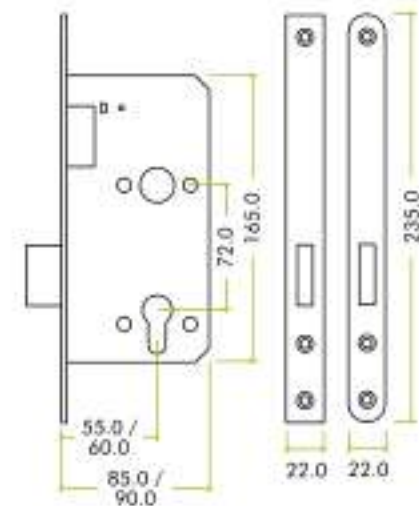
PRODUCT CODES

- ZDL0055SS
- ZDL0060SS
- ZDL0060PS**
- ZDL0060PVD**
Square forend
- ZDL0055RSS
- ZDL0060RSS
- ZDL0060RPS**
Radius forend

STANDARDS



TECHNICAL



KEY FEATURES

- 55 & 60mm backsets available
- Square & radius profile forends
- SS304 one-piece forend
- SS304 double throw deadbolt
- BS EN 12209 : 2003 Grade 3

FINISHES




BS EN 12209 : 2003 Grade 3

RELATED PRODUCTS



ZID-M
DIN LOCK
INTUMESCENT
(p368)



ZID
DIN LOCK
INTUMESCENT
(p368)



ZDR01
REBATE KIT TO SUIT
ALL DIN LOCKS
(p365)



RT040
VARESE LEVER
SCREW ON ROSE
(p238)



RT004
TURN &
RELEASE
(p241)

ZDL0055L / 60 / 55R / 60R

Latch - 72mm c/c



3	X	8	1	0	G	-	B	0 2 0

BS EN 12209 : 2003 Grade 3

PRODUCT CODES

- ZDL0055LSS
- ZDL0060LSS
- ZDL0060LPS**
- ZDL0060LPVD**
Square forend
- ZDL0055LRSS
- ZDL0060LRPS**
- ZDL0060LRSS
Radius forend

KEY FEATURES

- 55 & 60mm backsets available
- Square & radius profile forends
- SS304 one-piece forend
- Grip tight follower
- SS304 latch
- BS EN 12209 : 2003 Grade 3

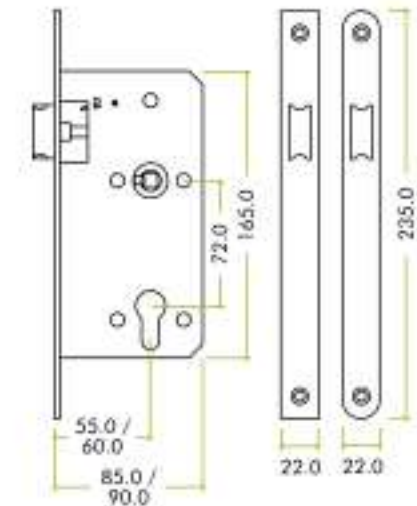
FINISHES



STANDARDS



TECHNICAL



ORDER ON REQUEST

NOTE: ** items may be available from stock, please contact our sales team for details and lead times.

ZDL7260ESC / ZDL7260ESCR

Escape lock - 72mm c/c



3	7	6	B	1	4	5	2	A B/D

BS EN 179 : 2008

3	X	8	1	0	G	2	B	C 0 0

BS EN 12209 : 2003 Grade 3

PRODUCT CODES

- ZDL7260ESCSS
- ZDL7260ESCPVD**
Square forend
- ZDL7260ESCRSS
- ZDL7260ESCRPS**
Radius forend

KEY FEATURES

- 60mm backset
- Square & radius profile forends
- SS304 one-piece forend
- Anti-rattle strike
- Grip tight follower
- BS EN 179 : 2008
- BS EN 12209 : 2003 Grade 3

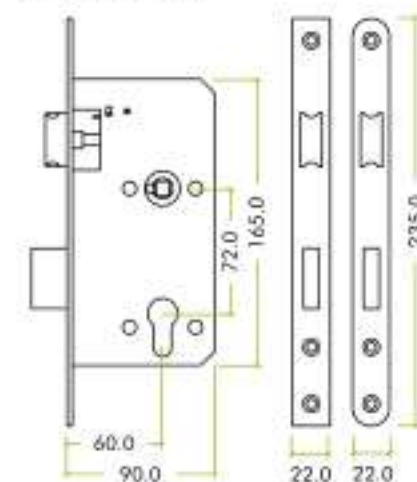
FINISHES



STANDARDS



TECHNICAL



PLEASE NOTE: Please see website for list of compatible handles.

RELATED PRODUCTS



VSEP60CT - 100CT
EURO CYLINDER & TURN
(p432)



VLHL243
GRADE 11 BALL BEARING HINGE
(p413)



VHP243
GRADE 11 BALL BEARING HINGE
(p408)



RM060
ARIES LEVER SCREW ON ROSE
(p226)



RM001
EURO PROFILE ESCUTCHEON
(p229)



3	X	8	1	0	G	2	B	C	2	0

BS EN 12209 : 2003 Grade 3

ZDL7260ST / ZDL7260STR

Single throw euro sash lock - 72mm c/c

PRODUCT CODES

- ZDL7260STSS
Square forend
- ZDL7260STRSS
Radius forend

KEY FEATURES

- 60mm backset
- Square & radius profile forends
- SS304 one-piece forend
- SS304 **single throw** deadbolt (20mm)
- Anti-rattle strike
- Grip tight follower
- BS EN 12209 : 2003 Grade 3

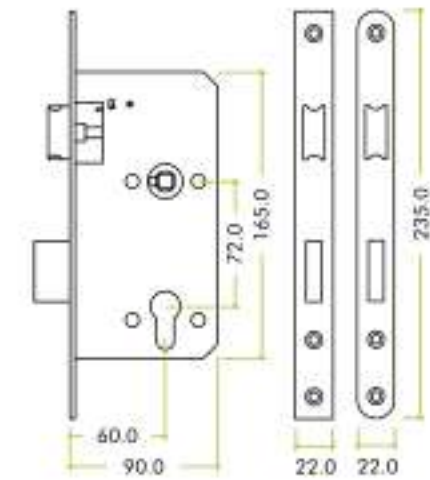
FINISHES



STANDARDS



TECHNICAL



ZDL0060ST / ZDL0060STR

Single throw dead lock - 72mm c/c

PRODUCT CODES

- ZDL0060STSS
Square forend
- ZDL0060STRSS
Radius forend

KEY FEATURES

- 60mm backset
- Square & radius profile forends
- SS304 one-piece forend
- SS304 **single throw** deadbolt (20mm)
- Anti-rattle strike
- BS EN 12209 : 2003 Grade 3

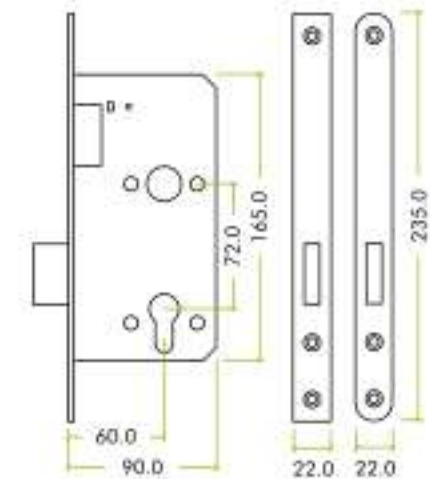
FINISHES



STANDARDS



TECHNICAL




3	X	8	1	0	G	2	B	C	0	0

BS EN 12209 : 2003 Grade 3

RELATED PRODUCTS



ZID-M
DIN LOCK
INTUMESCENT
(p368)



ZID
DIN LOCK
INTUMESCENT
(p368)



ZDR01
REBATE KIT TO SUIT
ALL DIN LOCKS
(p365)



RT020
COMO LEVER
SCREW ON ROSE
(p237)



ZP2100
ADRIA LEVER
SCREW ON ROSE
(p203)

LIFT TO LOCK SET

The Zoo Hardware lift to lock DIN lock inside lever handle presses down to release the latch bolt, whilst also lifting up to throw the dead bolt. This is illustrated by the included sign "lift handle to lock".



BS EN 12209 : 2003 Grade 3

FOR USE WITH:
ZCS030LL - RTD LIFT
TO LOCK LEVER (p048)



ZDL7260LL / ZDL7260RLL

DIN lift to lock - 72mm c/c

PRODUCT CODES

- ZDL7260LLSS
Square forend
- ZDL7260RLLSS
Radius forend

FOR USE WITH

- ZCS030LL (p034)

KEY FEATURES

- 60mm backset
- Square & radius profile forends
- 22mm SS304 forend
- SS304 latch & deadbolt
- Anti-rattle strike
- Grip tight follower
- Blind escutcheon & emergency release half set
- BS EN 12209 : 2003 Grade 3

FINISHES

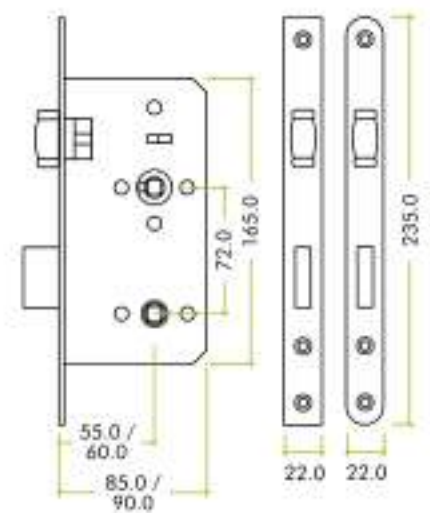


SATIN
STAINLESS

STANDARDS



TECHNICAL



ZDR01

Rebate kit to suit all DIN locks

PRODUCT CODES

- ZDR01SS

KEY FEATURES

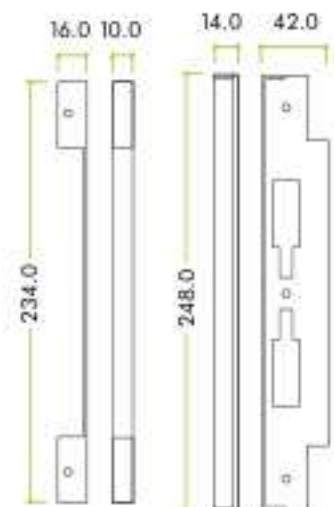
- Rebate kit to suit all VDL & ZDL
DIN locks and latches

FINISHES



SATIN
STAINLESS

TECHNICAL



RELATED PRODUCTS



VSEP60CT - 100CT
EURO CYLINDER
& TURN
(p432)



VLHL243
GRADE 11 BALL
BEARING HINGE
(p413)



VHP243
GRADE 11 BALL
BEARING HINGE
(p408)



VDC0024A1
ADJUSTABLE SIZE
2-4 DOOR CLOSER
(p344)



ZCS030LL
RTD LIFT TO
LOCK LEVER
(p048)



ZRD0060L / ZRD0060LR

Roller DIN latch - 72mm c/c

PRODUCT CODES

- ZRD0060LSS
Square forend
- ZRD0060LRSS
Radius forend

KEY FEATURES

- 90mm case size
- 60mm backset
- Square & radius profile forends
- 22mm SS304 forend
- SS304 rollerbolt
- Anti-rattle strike
- Grip tight follower
- BS EN 12209 : 2003 Grade 3

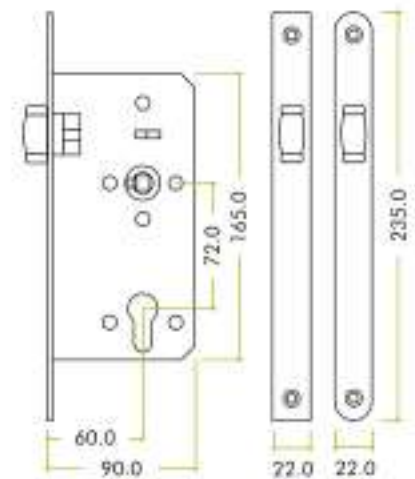
FINISHES



STANDARDS



TECHNICAL



3	M	8	1	0	G	-	B	0 2 0

BS EN 12209 : 2003 Grade 3



ZRD7260 / ZRD7260R

Roller sash lock - 72mm c/c

PRODUCT CODES

- ZRD7260SS
Square forend
- ZRD7260RSS
Radius forend

KEY FEATURES

- 90mm case size
- 60mm backset
- Square & radius profile forends
- 22mm SS304 forend
- SS304 rollerbolt & deadbolt
- Anti-rattle strike
- Grip tight follower
- BS EN 12209 : 2003 Grade 3

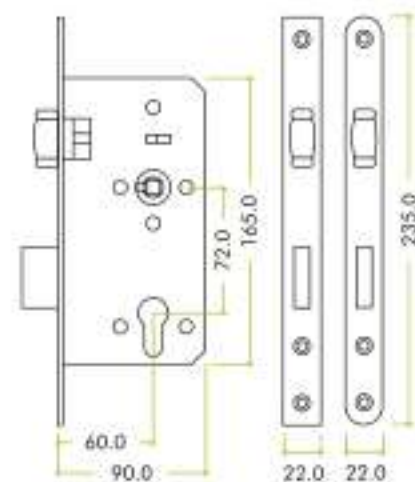
FINISHES



STANDARDS



TECHNICAL



3	M	8	1	0	G	2	B	C 2 0

BS EN 12209 : 2003 Grade 3

RELATED PRODUCTS



V5EP60D - 100D
EURO DOUBLE
CYLINDER
(p429)



ZLAP22
SPARE DOUBLE STRIKE
FOR ROLLER DIN
(p367)



VHP243
GRADE 11 BALL
BEARING HINGE
(p408)



ZCS2010
MITRED LEVER
PUSH ON ROSE
(p058)



ZCS2001
EURO PROFILE
ESCUTCHEON
(p063)



ZRD7860 / ZRD7860R

Roller bathroom lock - 78mm c/c

PRODUCT CODES

- ZRD7860SS
Square forend
- ZRD7860RSS
Radius forend

KEY FEATURES

- 90mm case size
- 60mm backset
- Square & radius profile forends
- 22mm SS304 forend
- SS304 rollerbolt & deadbolt
- Anti-rattle strike
- Grip tight follower
- BS EN 12209 : 2003 Grade 3

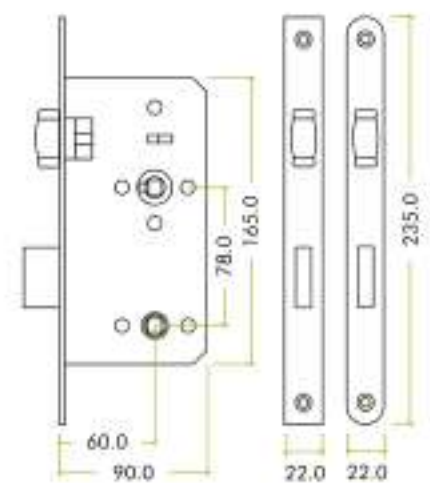
FINISHES



STANDARDS



TECHNICAL



3	M	8	1	0	G	-	B	G	2	0

BS EN 12209 : 2003 Grade 3



ZLAP22

Spare double strike to suit roller DIN

PRODUCT CODES

- ZLAP22SS

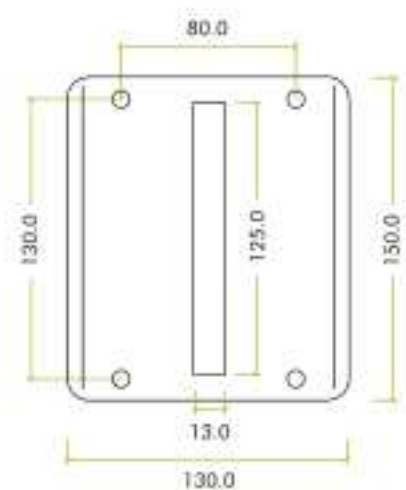
KEY FEATURES

- 130 x 150mm
- To suit all ZDL roller DIN

FINISHES




TECHNICAL



RELATED PRODUCTS



ZID-M
DIN LOCK
INTUMESCENT
(p368)



ZID
DIN LOCK
INTUMESCENT
(p368)



VLHL243
GRADE 11 BALL
BEARING HINGE
(p413)




RM010
HYDRA LEVER
SCREW ON ROSE
(p224)



RM004
TURN &
RELEASE
(p229)

INTUMESCENT FIRE SEALS




ZID-G

Universal DIN lock intumescents

PRODUCT CODES	TO SUIT
<ul style="list-style-type: none"> ZID30G 1mm intumescent / 30min Universal kit to suit both 55mm & 60mm backset DIN lock ZID60G 2mm intumescent / 60min Universal kit to suit both 55mm & 60mm backset DIN lock 	VDL ZDL ZRD

KEY FEATURES

- 1mm intumescent / 30 minute fire door
- 2mm intumescent / 60 minute fire door
- One complete set per pack, adjustable to suit both 55mm & 60mm backset DIN locks
- Works with all ZDL and ZRD products in both square and radius profile
- Self-adhesive backing
- Material: Graphite



ZID-M

Universal DIN lock intumescents

PRODUCT CODES	TO SUIT
<ul style="list-style-type: none"> ZID30M 1mm interdens / 30min Universal kit to suit both 55mm & 60mm backset DIN lock ZID60M 2mm interdens / 60min Universal kit to suit both 55mm & 60mm backset DIN lock 	VDL ZDL ZRD

KEY FEATURES

- 1mm interdens / 30 minute fire door
- 2mm interdens / 60 minute fire door
- One complete set per pack, adjustable to suit both 55mm & 60mm backset DIN locks
- Works with all ZDL and ZRD products in both square and radius profile
- Self-adhesive backing
- Material: Mono ammonium phosphate

RELATED PRODUCTS



VDL7255/60
EURO SASH
DIN LOCK
(p352)



VDL7855/60
BATHROOM
DIN LOCK
(p354)



VDL0055L/60L
DIN LATCH
(p356)



ZDL7260LL
DIN LIFT
TO LOCK
(p365)



ZRD0060L
ROLLER
DIN LATCH
(p366)



ZRD7860SS
BATHROOM
ROLLER DIN
(p367)

F & B

FULTON & BRAY
— FINEST BRASSWARE —

THE FULTON & BRAY RANGE DELIVERS CLASSIC DESIGNS
WITH THE AESTHETICS OF TRADITIONAL HAND-CRAFTED
PRODUCTS, WITH A HIGH LEVEL OF TECHNICAL DETAIL
AND MANUFACTURING.



certifire
CF877

To maintain compliance with the Certifire standards for the relevant locks in this section, it is recommended that you fit these with the appropriate intumescent packs.



Latches and deadbolts in the ZUK range are made from solid brass for added strength and security.

CE
2812

Products have been successfully third party performance/fire tested in compliance with the latest Construction Products Regulations (CPR).

ZBS/ZUK

Locks & accessories

British Standard, UK, replacement and contract lock products which have been BS EN 12209 Grade 2, CE and FD 30/60 Certifire tested. Backsets from 44.5mm to 127mm are available.



ZBSS64 / 76
British Standard
5 lever sash lock p372



ZBSD64 / 76
British Standard
5 lever dead lock p372



ZBSCS67 / 80
British Standard 5 lever
retro-fit roller sash lock p373



ZBSCD67 / 80
British Standard 5 lever
retro-fit dead lock p373



ZUKS564 / 576
5 lever sash lock p375



ZUKS364 / 376
3 lever sash lock p375



ZUKS64EP / 76EP
Euro sash lock p376



ZUKS64OP / 76OP
Oval sash lock p376



ZUKD564 / 576
5 lever dead lock p377



ZUKD364 / 376
3 lever dead lock p377



ZUKD64EP / 76EP
Euro dead lock p378



ZUKD64OP / 76OP
Oval dead lock p378




ZUKFD64 / 76 / 102
Flat dead lock p379




ZUKF64 / 76 / 102
Flat latch p379



ZUKB64 / 76
Bathroom lock p380



ZUKU64 / 76
Upright latch p380



ZUKH127 / 152
Horizontal latch p381



ZUKH152EP
Euro horizontal lock p381



ZUKH3127 / 152
3 lever horizontal lock p382



ZUKHB127 / 152
Horizontal bathroom lock p382



Rebate kits to suit:
ZBSR01SS / ZBSR01EB

ZBSS64 / ZBSS76

British Standard 5 lever sash lock

PRODUCT CODES

- ZBSS64SS
 - ZBSS64PVD
 - ZBSS76SS
 - ZBSS76PVD
 - ZBSS64SSKA25
 - ZBSS64PVDKA25
 - ZBSS76SSKA25
 - ZBSS76PVDKA25
- Keyed Alike

KEY FEATURES

- Tested to BS 3621 : 2007
- BSI kitemarked
- Laminated deadbolt
- Keyed Alike available
- 2 x brass keys included

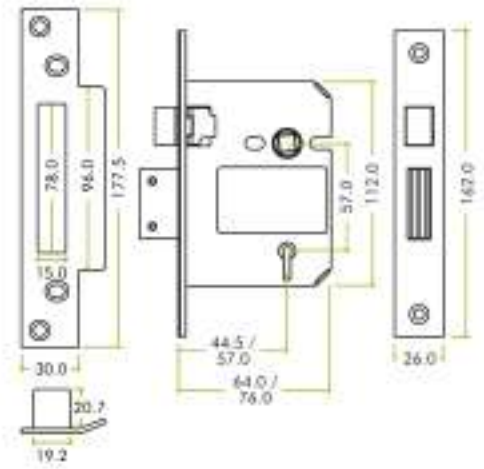
FINISHES



STANDARDS



TECHNICAL



ZBSD64 / ZBSD76

British Standard 5 lever dead lock

PRODUCT CODES

- ZBSD64SS
 - ZBSD64PVD
 - ZBSD76SS
 - ZBSD76PVD
 - ZBSD64SSKA25
 - ZBSD64PVDKA25
 - ZBSD76SSKA25
 - ZBSD76PVDKA25
- Keyed Alike

KEY FEATURES

- Tested to BS 3621 : 2007
- BSI kitemarked
- Laminated deadbolt
- Keyed Alike available
- 2 x brass keys included

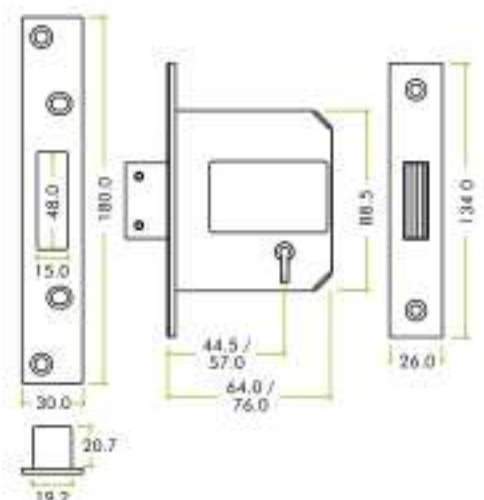
FINISHES



STANDARDS



TECHNICAL



ZBSCS67 / ZBSCS80

British Standard 5 lever Chubb retro-fit roller sash lock



Rebate kits to suit:
ZBSCRO155 / ZBSCRO1PVD



PRODUCT CODES

- ZBSCS67SS
- ZBSCS67PVD
- ZBSCS80SS
- ZBSCS80PVD
- ZBSCS67SSKA36
- ZBSCS67PVDKA36
- ZBSCS80SSKA36
- ZBSCS80PVDKA36

Keyed Alike

KEY FEATURES

- Tested to BS 3621 : 2007
- BSI kitemarked
- Roller latch
- Solid brass deadbolt
- Keyed Alike available
- 2 x brass keys included

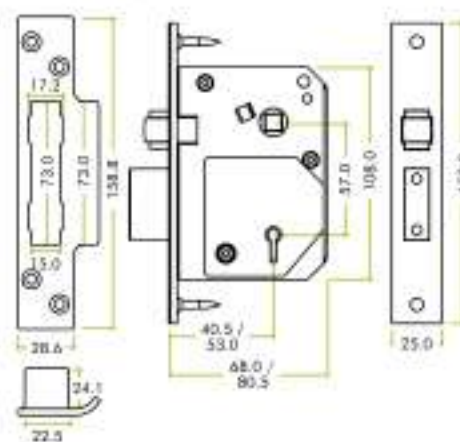
FINISHES



STANDARDS



TECHNICAL



ZBSCD67 / ZBSCD80

British Standard 5 lever Chubb retro-fit dead lock



Rebate kits to suit:
ZBSCRO255 / ZBSCRO2PVD



PRODUCT CODES

- ZBSCD67SS
- ZBSCD67PVD
- ZBSCD80SS
- ZBSCD80PVD
- ZBSCD67SSKA36
- ZBSCD67PVDKA36
- ZBSCD80SSKA36
- ZBSCD80PVDKA36

Keyed Alike

KEY FEATURES

- Tested to BS 3621 : 2007
- BSI kitemarked
- Solid brass deadbolt
- Keyed Alike available
- 2 x brass keys included

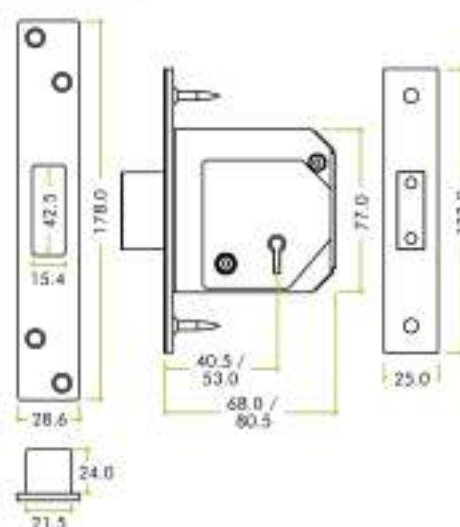
FINISHES



STANDARDS



TECHNICAL



ADDITIONAL ACCESSORIES

- ZBSR01SS British Standard sash lock rebate kit – Satin stainless
 - ZBSR01EB British Standard sash lock rebate kit – Electro brass
 - ZBSR01BLK British Standard sash lock rebate kit – Black
 - ZBSR02SS British Standard dead lock rebate kit – Satin stainless
 - ZBSR02EB British Standard dead lock rebate kit – Electro brass
 - ZBSR02BLK British Standard dead lock rebate kit – Black
 - ZBSK01 British Standard blank key
 - ZBSL01 British Standard lock levers
 - ZBSL02 British Standard lock levers
 - ZBSL03 British Standard lock levers
 - ZBSL04 British Standard lock levers
 - ZBSL05 British Standard lock levers
 - ZBSL06 British Standard lock levers
 - ZBSL07 British Standard lock levers
 - ZBSL08 British Standard lock levers
 - ZBSW British Standard lever washer
 - ZBSK01 British Standard spare blank key
 - ZBSESCSS British Standard 5 lever dead lock escutcheon – Satin stainless
 - ZBSESCPVD British Standard 5 lever dead lock escutcheon – PVD brass
-
- ZBSCR01SS British Standard Chubb retro-fit sash lock rebate kit – Satin stainless
 - ZBSCR01PVD British Standard Chubb retro-fit sash lock rebate kit – PVD brass
 - ZBSCR02SS British Standard Chubb retro-fit dead lock rebate kit – Satin stainless
 - ZBSCR02PVD British Standard Chubb retro-fit dead lock rebate kit – PVD brass
 - ZBSCK01 British Standard Chubb retro-fit blank key
 - ZBSCL01 British Standard Chubb retro-fit lock lever
 - ZBSCL02 British Standard Chubb retro-fit lock lever
 - ZBSCL03 British Standard Chubb retro-fit lock lever
 - ZBSCL04 British Standard Chubb retro-fit lock lever
 - ZBSCL05 British Standard Chubb retro-fit lock lever
 - ZBSCL06 British Standard Chubb retro-fit lock lever
 - ZBSCL07 British Standard Chubb retro-fit lock lever
 - ZBSCL08 British Standard Chubb retro-fit lock lever
 - ZBSCW British Standard Chubb retro-fit lever washer
 - ZBSESCSS British Standard 5 lever dead lock escutcheon – Satin stainless
 - ZBSESCPVD British Standard 5 lever dead lock escutcheon – PVD brass



ZUKS564 / ZUKS576

5 lever sash lock - 57mm c/c

PRODUCT CODES

- ZUKS564SS
- ZUKS564PVD
- ZUKS576SS
- ZUKS576PVD
- ZUKS564SSKA78
- ZUKS564PVDKA78
- ZUKS576SSKA78
- ZUKS576PVDKA78

Keyed Alike

KEY FEATURES

- Solid brass latch & deadbolt
- Sintered steel follower
- Short travel latch function
- Grip tight spring follower
- Includes plastic back box
- Keyed Alike available
- 2 x brass keys included
- BS EN 12209 : 2003 Grade 2

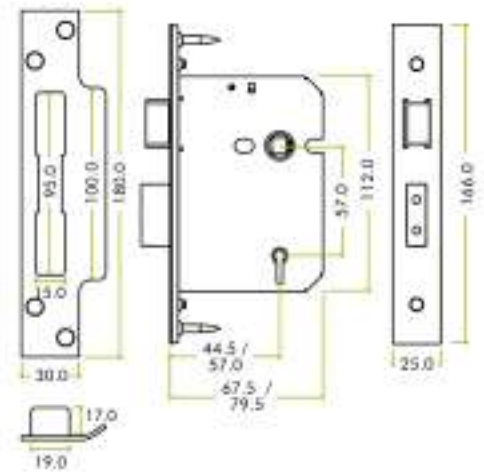
FINISHES



STANDARDS



TECHNICAL



2	H	8	10	G	2	B	D	2	B

BS EN 12209 : 2003 Grade 2



ZUKS364 / ZUKS376

3 lever sash lock - 57mm c/c

PRODUCT CODES

- ZUKS364SS
- ZUKS364PVD
- ZUKS376SS
- ZUKS376PVD
- ZUKS364SSKA
- ZUKS376SSKA

Keyed Alike

KEY FEATURES

- Solid brass latch & deadbolt
- Sintered steel follower
- Short travel latch function
- Grip tight spring follower
- Includes plastic back box
- Keyed Alike available
- 2 x brass keys included
- BS EN 12209 : 2003 Grade 2

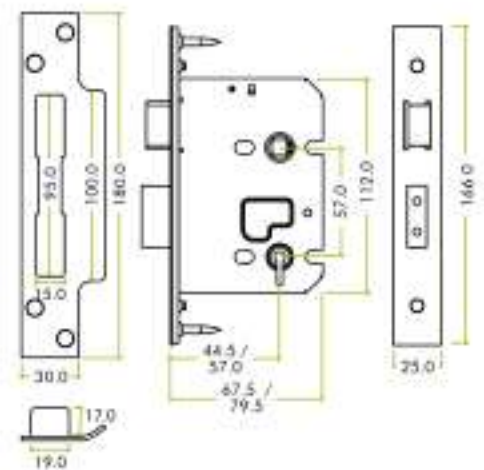
FINISHES



STANDARDS



TECHNICAL



2	H	8	10	G	2	B	D	2	A

BS EN 12209 : 2003 Grade 2



ZUKS64EP / ZUKS76EP

Euro sash lock - 47.5mm c/c

PRODUCT CODES

- ZUKS64EPSS
- ZUKS64EPPVD
- ZUKS76EPSS
- ZUKS76EPPVD

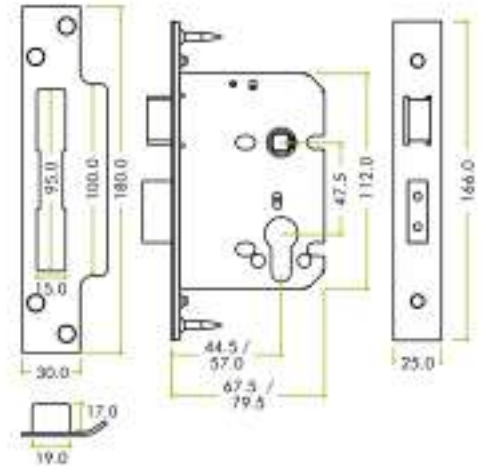
STANDARDS



KEY FEATURES

- Solid brass latch & deadbolt
- Sintered steel follower
- Short travel latch function
- Grip tight spring follower
- Includes plastic back box
- BS EN 12209 : 2003 Grade 2

TECHNICAL



FINISHES



BS EN 12209 : 2003 Grade 2



ZUKS64OP / ZUKS76OP

Oval sash lock - 48.5mm c/c

PRODUCT CODES

- ZUKS64OPSS
- ZUKS64OPPVD
- ZUKS76OPSS
- ZUKS76OPPVD

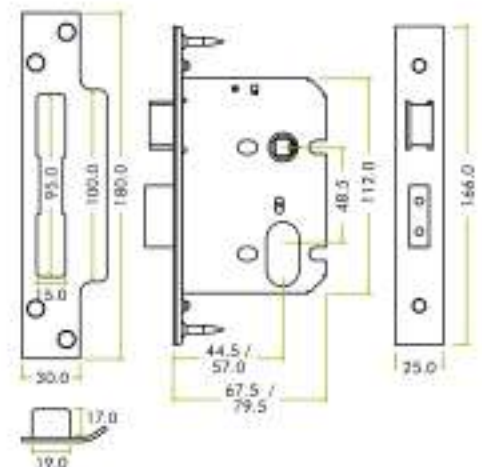
STANDARDS



KEY FEATURES

- Solid brass latch & deadbolt
- Sintered steel follower
- Short travel latch function
- Grip tight spring follower
- Includes plastic back box
- BS EN 12209 : 2003 Grade 2

TECHNICAL



FINISHES



BS EN 12209 : 2003 Grade 2



ZUKD564 / ZUKD576

5 lever dead lock

PRODUCT CODES

- ZUKD564SS
- ZUKD564PVD
- ZUKD576SS
- ZUKD576PVD

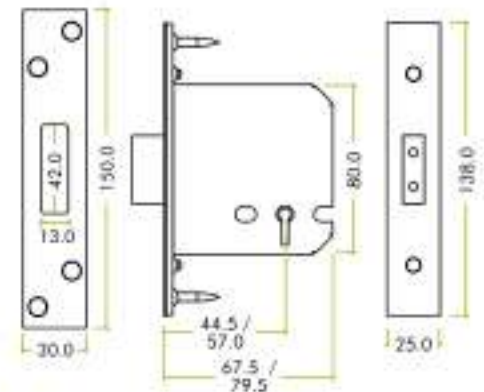
- ZUKD564SSKA78
- ZUKD564PVDKA78
- ZUKD576SSKA78
- ZUKD576PVDKA78

Keyed Alike

STANDARDS



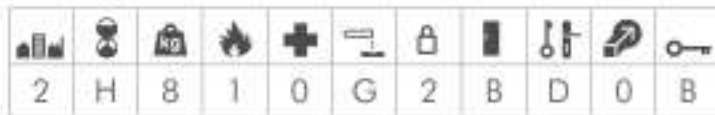
TECHNICAL



KEY FEATURES

- Solid brass deadbolt
- Sintered steel follower
- Includes plastic back box
- Keyed Alike available
- 2 x brass keys included
- BS EN 12209 : 2003 Grade 2

FINISHES



BS EN 12209 : 2003 Grade 2



ZUKD364 / ZUKD376

3 lever dead lock

PRODUCT CODES

- ZUKD364SS
- ZUKD364PVD
- ZUKD376SS
- ZUKD376PVD

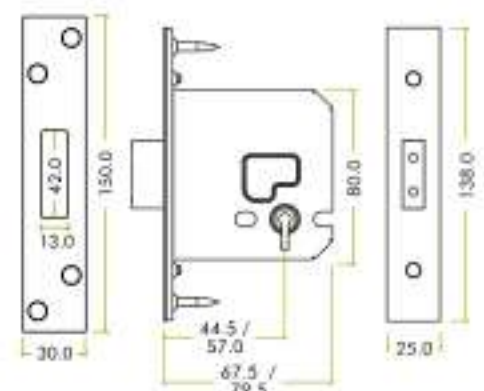
- ZUKD364SSKA
- ZUKD376SSKA

Keyed Alike

STANDARDS



TECHNICAL



KEY FEATURES

- Solid brass deadbolt
- Sintered steel follower
- Includes plastic back box
- Keyed Alike available
- 2 x brass keys included
- BS EN 12209 : 2003 Grade 2

FINISHES



BS EN 12209 : 2003 Grade 2



ZUKD64EP / ZUKD76EP

Euro dead lock

PRODUCT CODES

- ZUKD64EPSS
- ZUKD64EPPVD
- ZUKD76EPSS
- ZUKD76EPPVD

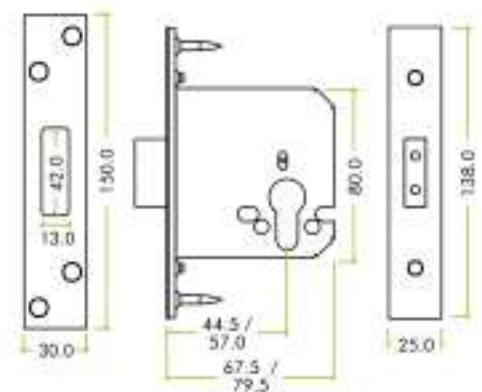
STANDARDS



KEY FEATURES

- Solid brass deadbolt
- Sintered steel follower
- Includes plastic back box
- BS EN 12209 : 2003 Grade 2

TECHNICAL



FINISHES



BS EN 12209 : 2003 Grade 2



ZUKD64OP / ZUKD76OP

Oval dead lock

PRODUCT CODES

- ZUKD64OPSS
- ZUKD64OPPVD
- ZUKD76OPSS
- ZUKD76OPPVD

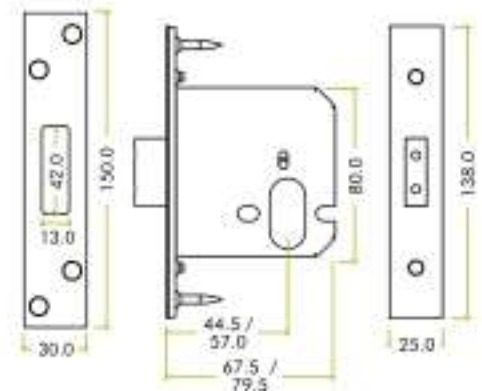
STANDARDS



KEY FEATURES

- Solid brass deadbolt
- Sintered steel follower
- Includes plastic back box
- BS EN 12209 : 2003 Grade 2

TECHNICAL



FINISHES



BS EN 12209 : 2003 Grade 2



ZUKFD64 / ZUKFD76 / ZUKFD102

Flat dead lock

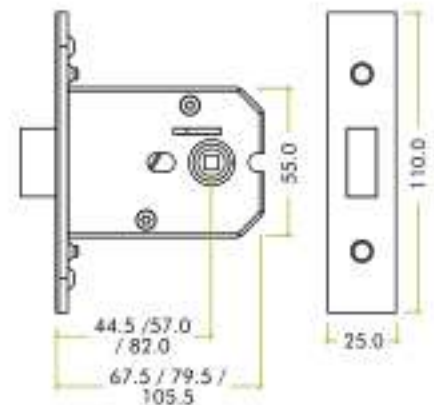
PRODUCT CODES

- ZUKFD64SS
- ZUKFD64PVD
- ZUKFD76SS
- ZUKFD76PVD
- ZUKFD102SS
- ZUKFD102PVD

STANDARDS



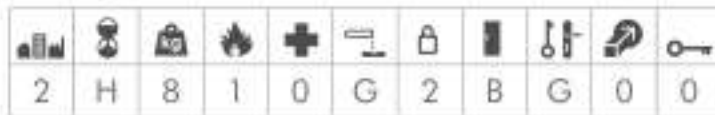
TECHNICAL



KEY FEATURES

- Solid brass deadbolt
- Sintered steel follower
- Grip tight spring follower
- Includes plastic back box
- BS EN 12209 : 2003 Grade 2

FINISHES



BS EN 12209 : 2003 Grade 2



ZUKF64 / ZUKF76 / ZUKF102

Flat latch

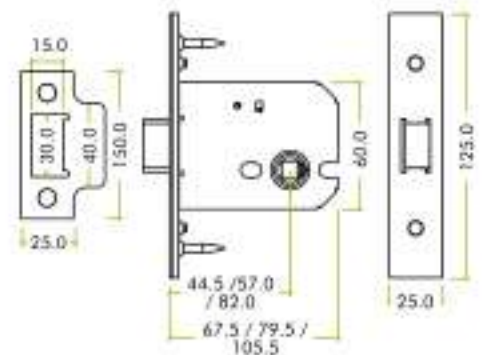
PRODUCT CODES

- ZUKF64SS
- ZUKF64PVD
- ZUKF76SS
- ZUKF76PVD
- ZUKF102SS
- ZUKF102PVD

STANDARDS



TECHNICAL



KEY FEATURES

- Solid brass latch
- Sintered steel follower
- Short travel latch function
- Grip tight spring follower
- Includes plastic back box
- BS EN 12209 : 2003 Grade 2

FINISHES



BS EN 12209 : 2003 Grade 2



ZUKB64 / ZUKB76

Bathroom lock - 57mm c/c


PRODUCT CODES

- ZUKB64SS
- ZUKB64PVD
- ZUKB76SS
- ZUKB76PVD

KEY FEATURES

- Solid brass latch & deadbolt
- Sintered steel follower
- Short travel latch function
- Grip tight spring follower
- Includes plastic back box
- BS EN 12209 : 2003 Grade 2

FINISHES

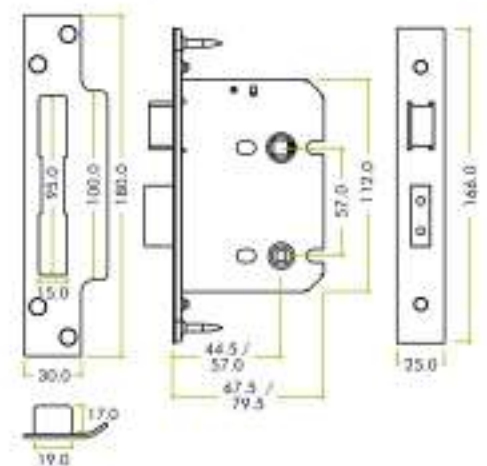


BS EN 12209 : 2003 Grade 2

STANDARDS



TECHNICAL



ZUKU64 / ZUKU76

Upright latch


PRODUCT CODES

- ZUKU64SS
- ZUKU64PVD
- ZUKU76SS
- ZUKU76PVD

KEY FEATURES

- Solid brass latch
- Sintered steel follower
- Short travel latch function
- Grip tight spring follower
- Includes plastic back box
- BS EN 12209 : 2003 Grade 2

FINISHES

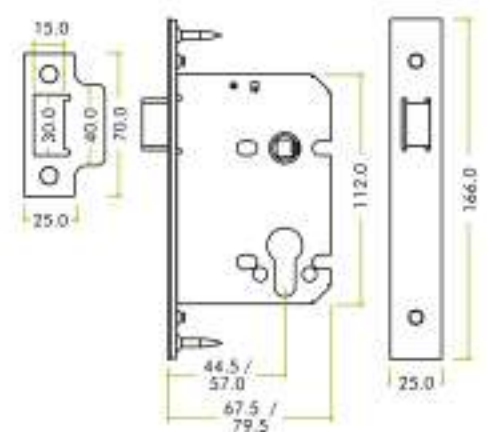



BS EN 12209 : 2003 Grade 2

STANDARDS



TECHNICAL





ZUKH127 / ZUKH152

Horizontal latch

PRODUCT CODES

- ZUKH127SS
- ZUKH127PVD
- ZUKH152SS
- ZUKH152PVD

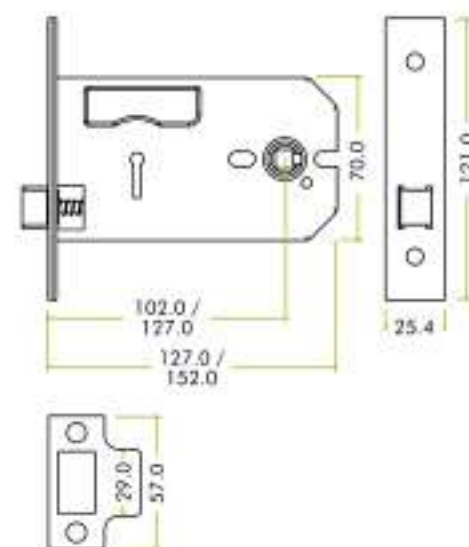
KEY FEATURES

- Solid brass latch
- Easy latch reversal


FINISHES



TECHNICAL



Rebate kits to suit:
ZUKR03SS / ZUKR03PVD



ZUKH152EP

Euro horizontal lock

PRODUCT CODES

- ZUKH152EPSS
- ZUKH152EPPVD

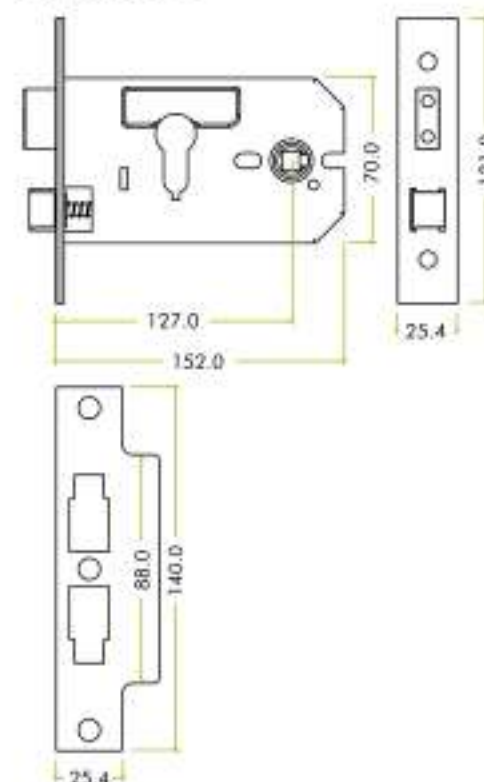
KEY FEATURES

- Solid brass latch & deadbolt
- Easy latch reversal

FINISHES



TECHNICAL




Rebate kits to suit:
ZUKR03SS / ZUKR03PVD



ZUKH3127 / ZUKH3152

3 lever horizontal lock



PRODUCT CODES

- ZUKH3127SS
 - ZUKH3127PVD
 - ZUKH3152SS
 - ZUKH3152PVD
 - ZUKH3127SSKA379
 - ZUKH3152SSKA379
- Keyed Alike

KEY FEATURES

- Solid brass latch & deadbolt
- Easy latch reversal
- Keyed Alike available
- ZZ301 – 400 keys for horizontal and replacement locks included
- 2 x brass keys included

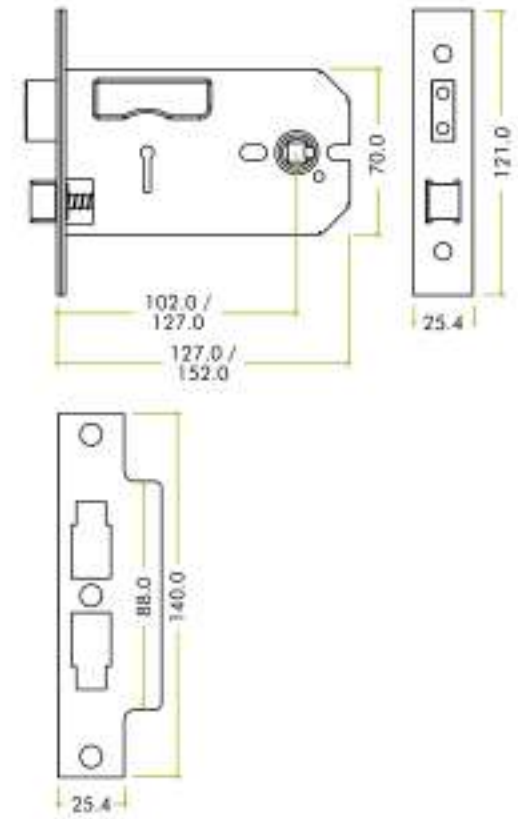
FINISHES



STANDARDS



TECHNICAL



ZUKHB127 / ZUKHB152

Horizontal bathroom lock



PRODUCT CODES

- ZUKHB127SS
- ZUKHB127PVD
- ZUKHB152SS
- ZUKHB152PVD

KEY FEATURES

- Solid brass latch & deadbolt
- Easy latch reversal

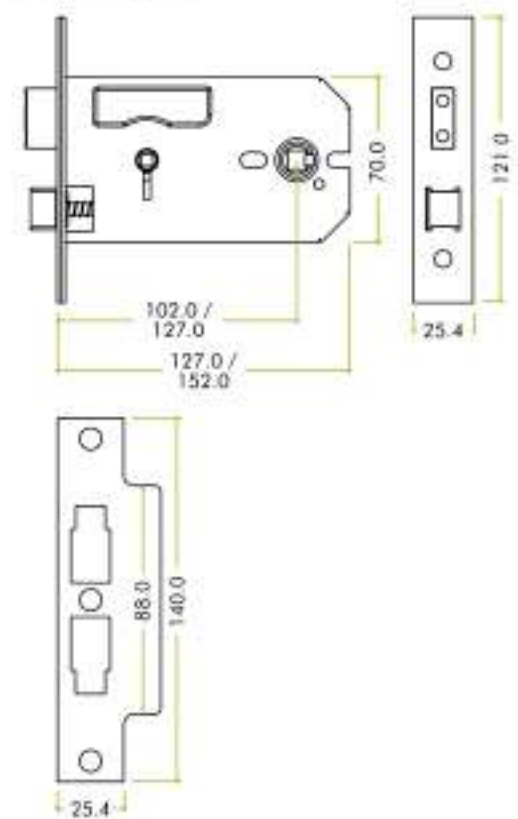
FINISHES



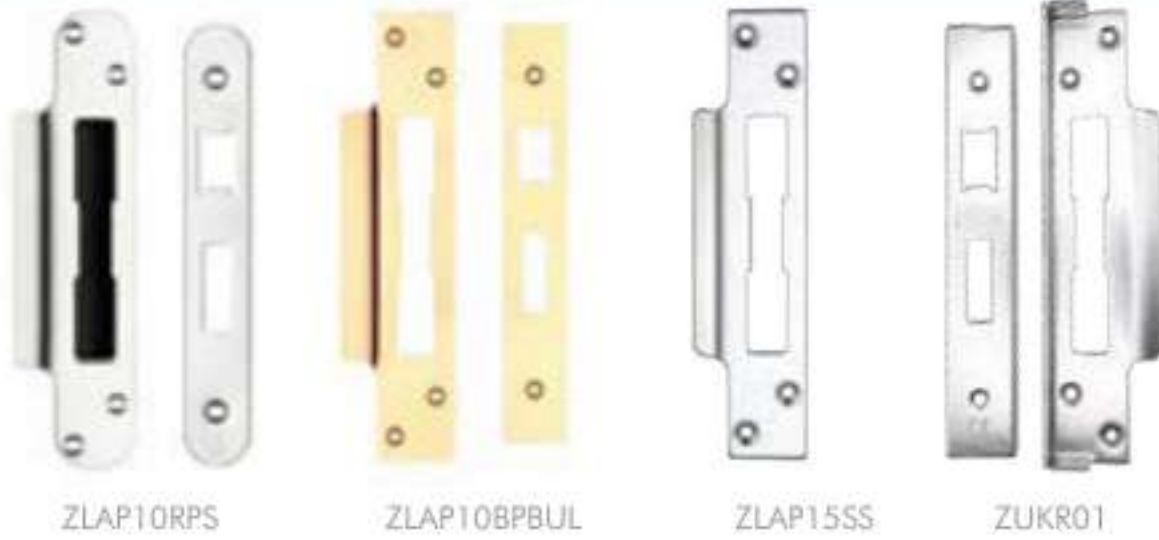
STANDARDS



TECHNICAL



ZUKS & ZUKB ACCESSORIES



ZUKFD ACCESSORIES



ZUKD ACCESSORIES



ZUKU ACCESSORIES



ZUKF ACCESSORIES



ZUKH ACCESSORIES



ZUKHEP, ZUKH3 & ZUKHB ACCESSORIES



ADDITIONAL ACCESSORIES

This chart shows the accessories available for the different ZUK locks and latches within this section. Please refer to the chart on p384-385 for available finishes.

ADDITIONAL ACCESSORIES

This chart shows which accessory packs are compatible with the ZUK range of locks and latches within this section.

Key:

BLANK	Blank forend (no markings)
F&B	F&B (Fulton & Bray) branded forend

Acc pack for UK sash & bathroom locks SS PVD PS PVD BLK PCB PVD SB TRG PVD BZ ETB PCW	Acc pack for UK sash & bathroom locks SS PVD PS PVD PCB PVD SB TRG PVD BZ ETB PCW	Acc pack for UK sash & bath locks FB BUL CP SC PN PCB SN	Acc pack for UK dead locks SS PVD PS PVD BLK PCB PVD SB TRG PVD BZ ETB PCW	Acc pack for UK dead locks SS PVD PS PVD PCB PVD SB TRG PVD BZ ETB PCW	Acc pack for UK dead locks FB BUL CP SC PN PCB SN	Acc pack for UK upright latch PCB PVD SB PVD BZ PCW	Acc pack for UK upright latch SS PVD PS PVD BLK PCB PVD SB TRG PVD BZ ETB PCW
ZLAP10	ZLAP10R	ZLAP10B	ZLAP11	ZLAP11R	ZLAP11B	ZLAP12	ZLAP12R
Square	Radius	Square	Square	Radius	Square	Square	Radius

5 lever sash lock	ZUKS564	•	•	BLANK				
	ZUKS576	•	•	BLANK				
3 lever sash lock	ZUKS364	•	•	BLANK				
	ZUKS376	•	•	BLANK				
Euro sash lock	ZUKS64EP	•	•	BLANK				
	ZUKS76EP	•	•	BLANK				
Oval sash lock	ZUKS64OP	•	•	BLANK				
	ZUKS76OP	•	•	BLANK				
Bathroom lock	ZUKB64	•	•	BLANK				
	ZUKB76	•	•	BLANK				
5 lever dead lock	ZUKD564				•	•	BLANK	
	ZUKD576				•	•	BLANK	
3 lever dead lock	ZUKD364				•	•	BLANK	
	ZUKD376				•	•	BLANK	
Euro dead lock	ZUKD64EP				•	•	BLANK	
	ZUKD76EP				•	•	BLANK	
Oval dead lock	ZUKD64OP				•	•	BLANK	
	ZUKD76OP				•	•	BLANK	
Flat dead lock	ZUKFD64							
	ZUKFD76							
	ZUKFD102							
Flat latch	ZUKF64							
	ZUKF76							
	ZUKF102							
Upright latch	ZUKU64					•	•	
	ZUKU76					•	•	
Horizontal latch	ZUKH127							
	ZUKH152							
Euro horizontal lock	ZUKH152EP							
3 lever horizontal lock	ZUKH3127							
	ZUKH3152							
Horizontal bathroom lock	ZUKHB127							
	ZUKHB152							



Z300

3L blank key for UK locks

PRODUCT CODES

- Z300

Z301 - 400

3L cut keys for UK locks

PRODUCT CODES

- Z301-400

Z500

5L blank key for UK locks

PRODUCT CODES

- Z500



ZLSC1

ZZ300

3L blank keys for horizontal & UK replacement locks

PRODUCT CODES

- ZZ300

ZZ301 - 400

3L cut keys for horizontal & UK replacement locks

PRODUCT CODES

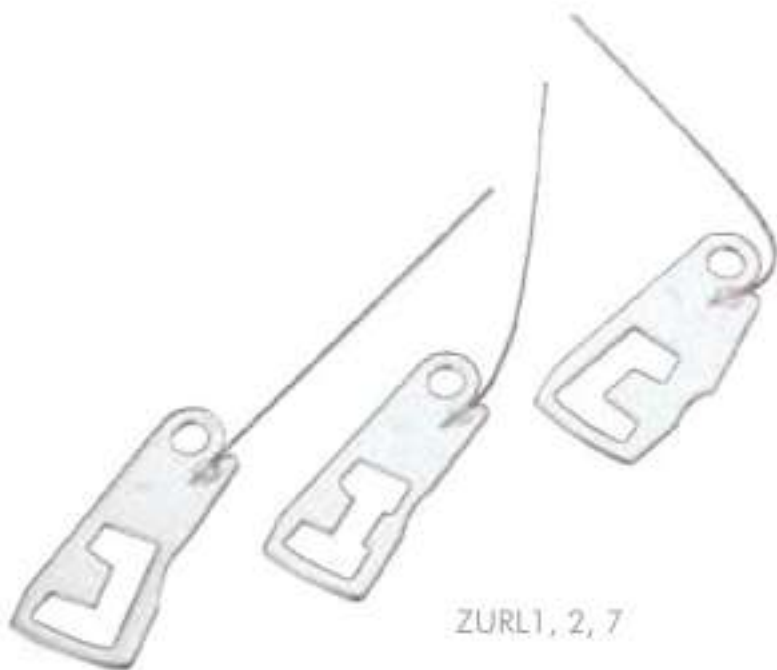
- ZZ301-400

ZLSC

Key blank for ZSC 3 lever locks

PRODUCT CODES

- ZLSC1 (Right hand)
- ZLSC2 (Left hand)

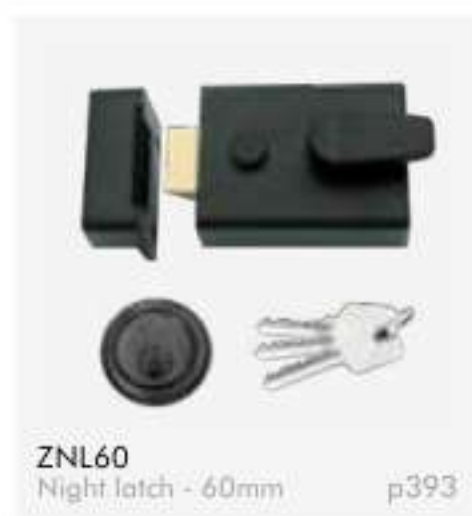


ZURL1, 2, 7

ZUR / ZCR / ZSC ZDC / ZBC / ZUL / ZNL

Locks & accessories

A range of replacement locks, contract locks and night latch products which have been BS EN 12209 Grade 2, CE and FD 30/60 Certifire tested. Backsets from 44.5mm to 127mm are available.



ZURS364 / ZURS376

3 lever UK replacement sash lock



PRODUCT CODES

- ZURS364SS
 - ZURS364PVD
 - ZURS376SS
 - ZURS376PVD
 - ZURS364SSKA
 - ZURS376SSKA
- Keyed Alike

KEY FEATURES

- Solid brass latch & deadbolt
- Retro fit replacement lock
- Keyed Alike available
- ZZ301-400 keys for horizontal and replacement locks included
- 2 x brass keys included

FINISHES

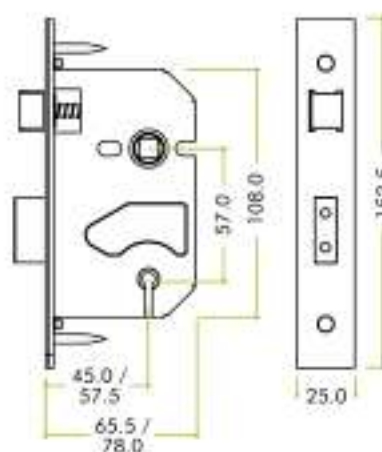


SATIN STAINLESS PVD BRASS

STANDARDS



TECHNICAL



ZURD364 / ZURD376

3 lever UK replacement dead lock



PRODUCT CODES

- ZURD364SS
 - ZURD364PVD
 - ZURD376SS
 - ZURD376PVD
 - ZURD376SSKA
 - ZURD364SSKA
- Keyed Alike

KEY FEATURES

- Solid brass deadbolt
- Retro fit replacement lock
- Keyed Alike available
- ZZ301 - 400 keys for horizontal and replacement locks included
- 2 x brass keys included

FINISHES

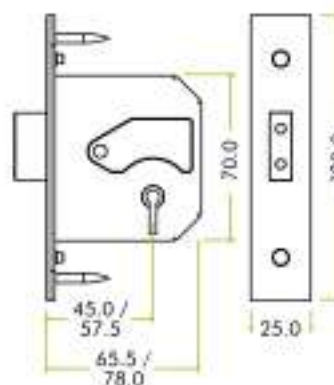


SATIN STAINLESS PVD BRASS

STANDARDS



TECHNICAL



ZURNL64 / ZURNL76

UK replacement night latch



PRODUCT CODES

- ZURNL64SS
- ZURNL64PVD
- ZURNL76SS
- ZURNL76PVD

KEY FEATURES

- Solid brass latch
- Retro fit replacement lock

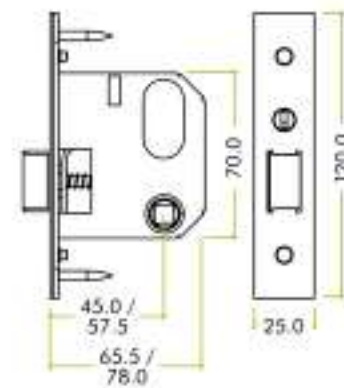
FINISHES



STANDARDS



TECHNICAL



ZURNLT

UK replacement night latch turn & release



ZURNLTSC

PRODUCT CODES

- ZURNLT
- ZURNLTSC

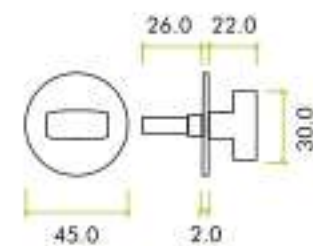
KEY FEATURES

- 45 x 2mm rose

FINISHES



TECHNICAL



ZCRD73

5 lever Chubb retro-fit dead lock

PRODUCT CODES

- ZCRD73SS

KEY FEATURES

- Solid brass deadbolt with hardened steel pins
- Retro fit replacement lock
- Hardened steel anti-drill plates on each side
- Supplied with escutcheons, fixings and 2 x brass keys

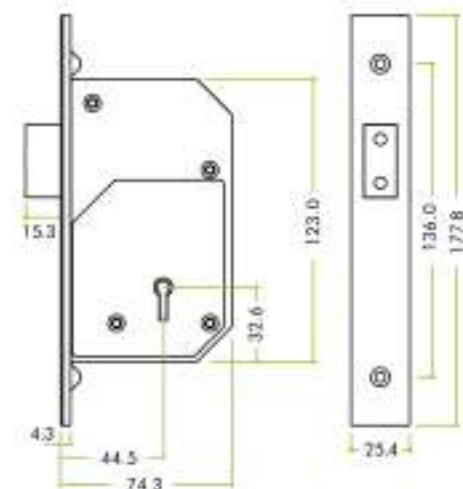
FINISHES



STANDARDS



TECHNICAL



Accessory pack to suit:
ZLAP24PVD



ZSC64EPSS

ZSC64EP / ZSC76EP

Euro contract sash lock

PRODUCT CODES

- ZSC64EPPS
- ZSC64EPSS
- ZSC64EPPVD
- ZSC64EPPCB
- ZSC76EPPS
- ZSC76EPSS
- ZSC76EPPVD
- ZSC76EPPCB

KEY FEATURES

- Easy latch reversal
- 47.5mm c/c

FINISHES



POLISHED STAINLESS SATIN STAINLESS

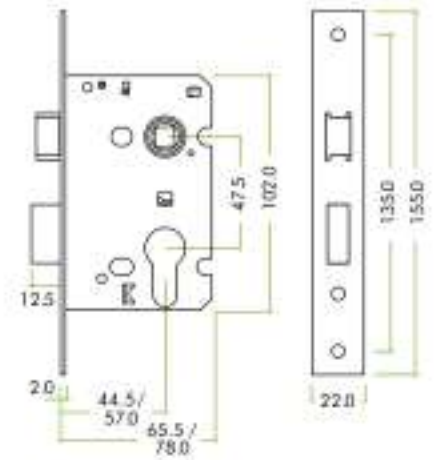


PVD BRASS NEW! POWDER COATED BLACK NEW!

STANDARDS



TECHNICAL



ZSC364 / ZSC376

3 lever contract sash lock

PRODUCT CODES

- ZSC364PVD
- ZSC364PS
- ZSC364SS
- ZSC364FB
- ZSC364PCB
- ZSC364SSKA
Keyed Alike
- ZSC376PVD
- ZSC376PS
- ZSC376SS
- ZSC376FB
- ZSC376PCB
- ZSC376SSKA
Keyed Alike

KEY FEATURES

- 57mm c/c

FINISHES



PVD BRASS POLISHED STAINLESS SATIN STAINLESS

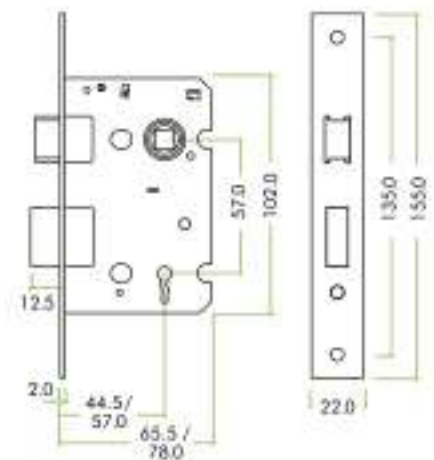


FLORENTINE BRONZE POWDER COATED BLACK

STANDARDS



TECHNICAL



ZBC64 / ZBC76

Contract bathroom lock



ZBC64FB

PRODUCT CODES

- ZBC64PVD
- ZBC64PS
- ZBC64SS
- ZBC64FB
- ZBC64PCB
- ZBC64RPVD
- ZBC64RSS
- Radius
- ZBC76PVD
- ZBC76PS
- ZBC76SS
- ZBC76FB
- ZBC76PCB
- ZBC76RPVD
- ZBC76RSS
- Radius

KEY FEATURES

- 57mm c/c

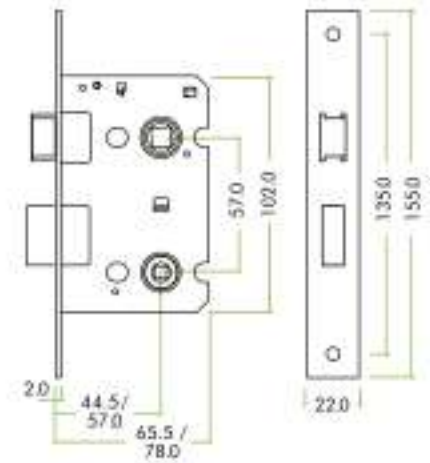
FINISHES



STANDARDS



TECHNICAL



ZBCR01

Rebate kit to suit contract sash/bathroom lock



ZBCR01PVD

PRODUCT CODES

- ZBCR01SS
- ZBCR01PS
- ZBCR01PVD

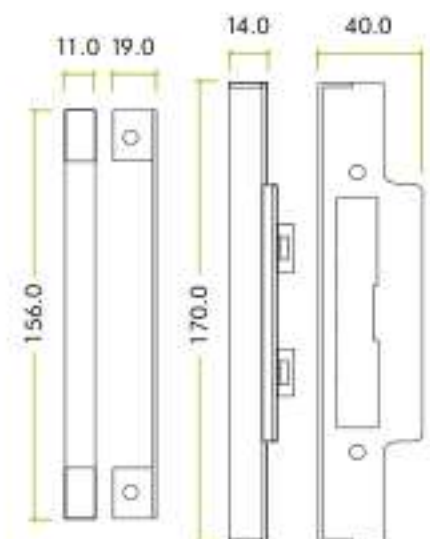
KEY FEATURES

- Rebate kit to suit all contract ZSC euro sash locks and ZBC bathroom locks

FINISHES



TECHNICAL



ZDC / ZULC

CONTRACT DEAD LOCK / UPRIGHT LATCH



ZDC364EB

ZDC364 / ZDC376

3 lever contract dead lock

PRODUCT CODES

- ZDC364EB
- ZDC364NP
- ZDC376EB
- ZDC376NP

KEY FEATURES

- Solid brass deadbolt

FINISHES

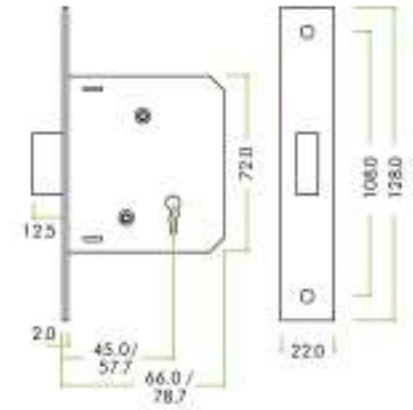


ELECTRO
BRASS



POLISHED
NICKEL

TECHNICAL



ZULC64SS

ZULC64 / ZULC76

Contract upright latch

PRODUCT CODES

- ZULC64PS
- ZULC64SS
- ZULC64PVD
- ZULC64PCB
- ZULC76PS
- ZULC76SS
- ZULC76PVD
- ZULC76PCB

KEY FEATURES

- Easy latch reversal

FINISHES



POLISHED
STAINLESS



SATIN
STAINLESS



PVD
BRASS
NEW!



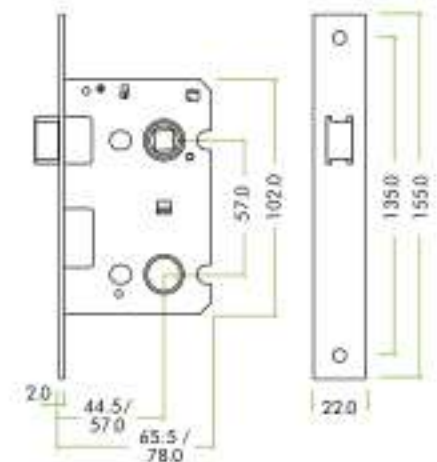
POWDER
COATED
BLACK
NEW!

STANDARDS

CE UK*
2812 CA

2812-CPR-AG5142

TECHNICAL





ZNL40

Non-deadlocking night latch - 40mm backset

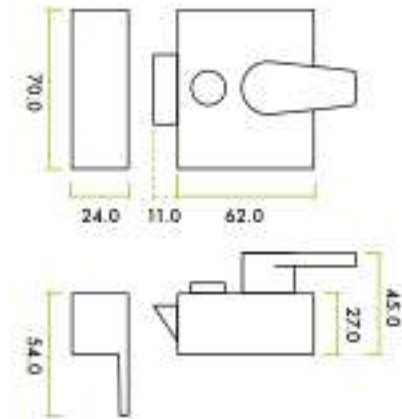
PRODUCT CODES

- ZNL40SC
- ZNL40CP
- ZNL40EB
- ZNL40PCB
- ZNL40PCW

KEY FEATURES

- Non-deadlocking night latch
- 40mm backset
- Bolt can be locked from inside with snib
- Dimensions: 62mm (w) x 70mm (h) x 45mm (d)
- Supplied with 5-pin rim cylinder and 3 keys
- Suitable for timber doors 35-55mm thick

TECHNICAL



FINISHES



ZNL60

Non-deadlocking night latch - 60mm backset

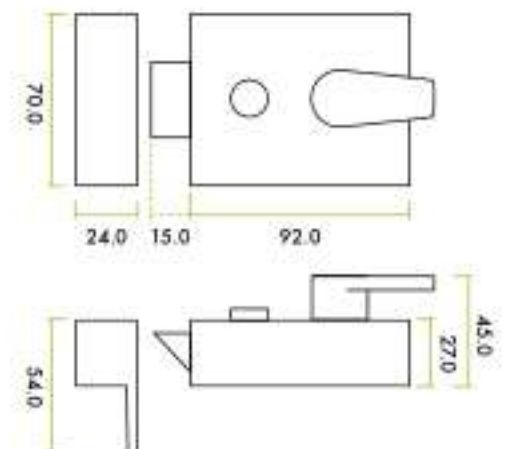
PRODUCT CODES

- ZNL60SC
- ZNL60CP
- ZNL60EB
- ZNL60PCB
- ZNL60PCW

KEY FEATURES

- Non-deadlocking night latch
- 60mm backset
- Bolt can be locked from inside with snib
- Dimensions: 92mm (w) x 70mm (h) x 45mm (d)
- Supplied with 5-pin rim cylinder and 3 keys
- Suitable for timber doors 35-55mm thick

TECHNICAL



FINISHES



ADDITIONAL ACCESSORIES

- ZUKR01EB UK sash lock rebate kit - Electro brass
- ZUKR01SN UK sash lock rebate kit - Satin nickel
- ZUKR02SS UK dead lock rebate kit - Satin stainless
- ZUKR02PVD UK dead lock rebate kit - PVD brass
- ZUKR03SS UK horizontal lock rebate kit - Satin stainless
- ZUKR03PVD UK horizontal lock rebate kit - PVD brass
- ZUKR04SS UK flat latch rebate kit - Satin stainless
- ZUKR04PVD UK flat latch rebate kit - PVD brass
- ZBCR01PS Rebate kit to suit contract sash / bathroom lock - Polished stainless
- ZBCR01PVD Rebate kit to suit contract sash / bathroom lock - PVD brass
- ZBCR01SS Rebate kit to suit contract sash / bathroom lock - Satin stainless
- ZLAP10FSS Acc pack for UK sash locks – unbranded forend
- ZLAP12FSS Acc pack for UK upright latch – unbranded forend
- ZUKL1 Architectural UK lock levers
- ZUKL2 Architectural UK lock levers
- ZUKL3 Architectural UK lock levers
- ZUKL4 Architectural UK lock levers
- ZUKL5 Architectural UK lock levers
- ZUKL6 Architectural UK lock levers
- ZUKL7 Architectural UK lock levers
- ZURL1 3 lever UK replacement levers
- ZURL2 3 lever UK replacement levers
- ZURL3 3 lever UK replacement levers
- ZURL4 3 lever UK replacement levers
- ZURL5 3 lever UK replacement levers
- ZURL6 3 lever UK replacement levers
- ZURL7 3 lever UK replacement levers
- ZURW 3 lever UK replacement washers
- SP41 Spare flat strike plate for flat latches and dead locks – ss201
- SP43 Spare flat strike plate for flat latches and dead locks – ss304
- ZDB1 Spare dust box to suit ZBC locks
- ZUKSP01 Spare lever pack for ZUK 3L dead lock – 7 levers per pack



A range of Grade 201 stainless steel door signage from numerals and letters to facility and fire exit signs. For use with any of the stainless steel product ranges.

View our complete range of SS201 letters, numerals & signage on pages [100-107](#).



London Fire Brigade locks are used on doors and cupboards leading to access risers, cleaning cupboards, electrical and gas meters and anywhere emergency access may be required.



Lock keys can be operated from both sides to lock and unlock the solid stainless steel dead bolt.



The London Fire Brigade locks are designed with a 15mm thick case and backset of 51mm deep.

ZFB

Fire brigade locks & keys

The London Fire Brigade locks are designed for use on doors and cupboards where emergency access is required by use of the Common London Fire Brigade key.



ZFB01

London fire brigade mortice dead lock

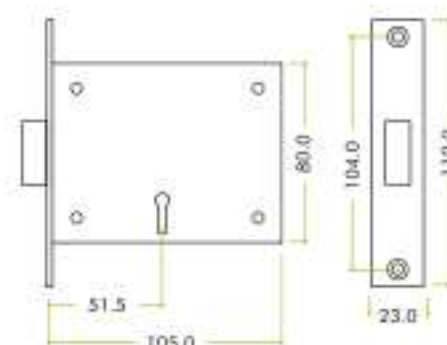
PRODUCT CODES

- ZFB01

KEY FEATURES

- LFB1 mortice dead lock
- Key operated from both sides
- ZFB1K key not included, sold separately
- Case size height: 80mm
- Case size length: 102mm
- Case thickness: 15mm
- Backset: 51mm


TECHNICAL



FINISHES



SATIN STAINLESS



ZFB02

London fire brigade mortice dead lock

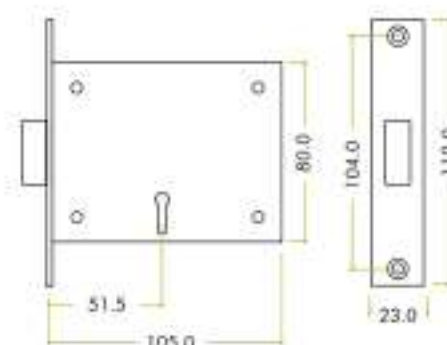
PRODUCT CODES

- ZFB02

KEY FEATURES

- LFB2 mortice dead lock
- Key operated from both sides
- ZFB2K key not included, sold separately
- Case size height: 80mm
- Case size length: 102mm
- Case thickness: 15mm
- Backset: 51mm

TECHNICAL



FINISHES



SATIN STAINLESS



ZFB1K / ZFB2K

London fire brigade mortice dead lock key

PRODUCT CODES

- ZFB1K
- ZFB2K

KEY FEATURES

- For use with ZFB01 & ZFB02 London fire brigade mortice dead locks



To maintain compliance with the fire standards for the tubular latches / deadbolts in this section, it is recommended that you fit these with the appropriate intumescent packs.



Reversible latch to allow for fitting in both left and right hand opening doors.



Products have been successfully third party performance/fire tested in compliance with the latest Construction Products Regulations (CPR).

ZTLKA / ZTD PRTL / ZRL / ZRB

Tubular latches & tubular dead bolts

A range of tubular latches, tubular deadbolts, roller latches, rack bolts and accompanying accessories available in a variety of finishes.



ZTLKA64/76/102/127/152
Tubular latch p400




ZTLKA76HD
Heavy duty tubular latch p400



ZTDA64/76/102/127/152
Tubular deadbolt p401




PRTL64 / 76
Tubular bolt through latch p401



ZRL76
Adjustable roller latch p402



ZRB01
37mm rack bolt p403



ZRB02
61mm rack bolt p403



FB40
Oval thumb turn p404



FF13
Oval thumb turn p404



ZRBK01
Rack bolt key p405



FBK02 / FBK03
Rack bolt keys p405



ZTLKA76SS



ZTLKA76BDS



ZTLKA76RSS

ZTLKA64 / 76 / 102 / 127 / 152

Tubular latch

PRODUCT CODES

- ZTLKA64SS (44mm c/c)
- ZTLKA76SS (56mm c/c)
- ZTLKA102SS* (83mm c/c)
- ZTLKA127SS* (106mm c/c)
- ZTLKA152SS** (132mm c/c)
- ZTLKA64BDS (44mm c/c)
- ZTLKA76BDS (56mm c/c)
- Body only
- ZTLKA76RSS (56mm c/c)
- Radius forend

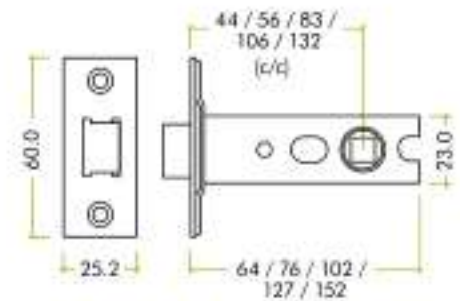
KEY FEATURES

- 2.5", 3", 4", 5", 6" available
- Tubular bolt through latch
- Guided latch bolt
- Adjustable strike
- Bodies only available (BDS)
- Radius forend available (RSS)
- BS EN 12209 : 2003

STANDARDS



TECHNICAL



FINISHES



	1	C	7	1	0	F	-	B	0	NPD	0
--	---	---	---	---	---	---	---	---	---	-----	---

BS EN 12209 : 2003

Suitable intumescent for ZTLKA64/76 use

ZITL0130G
ZITL0160G



p324

Suitable intumescent for ZTLKA102/127 use

ZITL0230G
ZITL0260G



p324

PLEASE NOTE:

- * ZTLKA102 & ZTLKA127 ARE NOT CE TESTED BUT ARE FIRE RATED FD 30/60
- ** ZTLKA152 IS NOT CE OR FIRE TESTED



ZTLKA76HD

Heavy duty tubular latch

PRODUCT CODES

- ZTLKA76HD (56mm c/c)

KEY FEATURES

- Tubular bolt through latch
- Guided latch bolt
- Adjustable strike
- Heavy duty dual spring

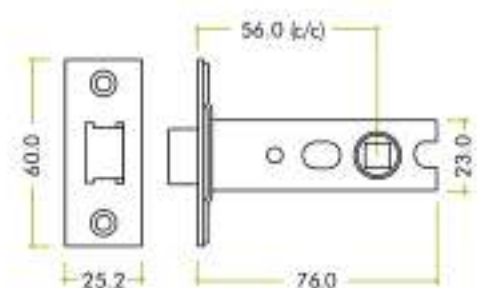
FINISHES



STANDARDS



TECHNICAL



Suitable intumescent for ZTLKA64/76 use

ZITL0130G
ZITL0160G



p324



ZRB01PCB

ZRB01

37mm rack bolts

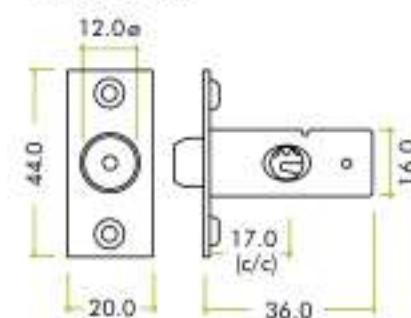
PRODUCT CODES

- ZRB01CP
- ZRB01SC
- ZRB01EB
- ZRB01PCW
- ZRB01PCB

KEY FEATURES

- 17mm c/c
- With solid brass bolt
- Requires rack bolt key or rack bolt thumb turn to operate

TECHNICAL



FINISHES



POLISHED CHROME

SATIN CHROME

ELECTRO BRASS

POWDER COATED WHITE

POWDER COATED BLACK

FOR USE WITH
THUMB TURNS & RACK BOLT KEYS
p404 & p405



ZRB02

61mm rack bolts

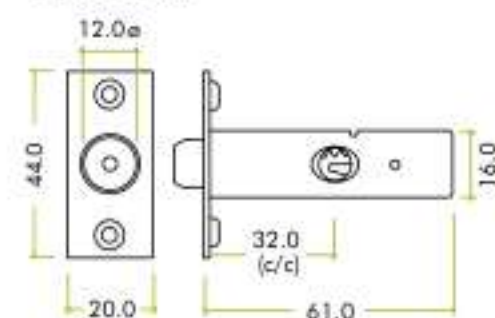
PRODUCT CODES

- ZRB02CP
- ZRB02SC
- ZRB02EB
- ZRB02PCW
- ZRB02PCB

KEY FEATURES

- 32mm c/c
- With solid brass bolt
- Requires rack bolt key or rack bolt thumb turn to operate

TECHNICAL



ZRB02PCW

FINISHES



POLISHED CHROME

SATIN CHROME

ELECTRO BRASS

POWDER COATED WHITE

POWDER COATED BLACK



FB40

Oval thumb turn – Rack bolt

PRODUCT CODES

- FB40
- FB40CP
- FB40SC


KEY FEATURES

- 32 x 20mm turn
- 38mm escutcheon dia.
- For use with rack bolt
- Face-fix
- Solid brass

STANDARDS



FINISHES



FF13

Oval thumb turn – Rack bolt

PRODUCT CODES

- FF13

KEY FEATURES

- 38 x 25mm knob
- 40mm escutcheon dia.
- 37mm projection
- For use with rack bolt
- Face-fix
- Black Antique

FINISHES





ZRBK01

Rack bolt key

PRODUCT CODES

- ZRBK01

KEY FEATURES

- 35mm
- Black plastic head



FBK02CP



FBK03CP



FBK02 / FBK03

Rack bolt keys

PRODUCT CODES

- FBK02
35mm
- FBK03
65mm

FINISHES



POLISHED
CHROME



Self-lubricating low maintenance hinge featuring oil impregnated washers that result in no grease being expelled from the unit during its life cycle.

certifire
CF5320

Single axis hinges Certifire accredited for use on 120 minute timber fire doors and 240 minute steel fire doors.

certifire
CF5320



The Vier High Performance Grade 14 hinges have been certified to BS EN 1935 : 2002 achieving 200,000 cycles for fire doors weighing up to 160kg.

BS EN 1935
14
2002























To maintain compliance with the fire standards for the hinges in this section, it is recommended that you fit these with the relevant intumescent hinge pads.

VHP / VHC / VLH / VSLH / ZHSS / ZSHP / ZHS / ZHRB / VSP / VSER

Hinges & accessories

A range of hinges including SS304, SS201, concealed bearing, ball bearing and more. The range features standards of up to BS EN 1935 Grade 14.

 <p>VHP243 / 243R Grade 14 High performance hinge p408</p>	 <p>VHC243 / 243R Grade 14 Concealed knuckle hinge p410</p>	 <p>VHC243HTRS Grade 14 Anti-ligature hinge p410</p>	 <p>VLH-L243-14 Grade 14 Lift-off hinge p411</p>
 <p>VLHL243R / VLHR243R Grade 11 Lift-off hinge p413</p>	 <p>VSLHL43R / VSLHR43R Grade 11 Lift-off hinge p413</p>	 <p>ZHSS243 / 243R Grade 13 Ball bearing hinge p414</p>	 <p>ZHSSDB243 / 243R Grade 13 Dog bolt / security hinge p414</p>
 <p>ZHSS244 Grade 13 Ball bearing hinge p415</p>	 <p>ZHSS7667R Grade 11 Ball bearing hinge p415</p>	 <p>ZHSS232 Stainless steel door hinge p416</p>	 <p>ZSHP Spring hinge plus slave pack p416</p>
 <p>ZHSSW232 SS201 Washed hinge p417</p>	 <p>ZHSSW243 / 243R SS201 Washed hinge p417</p>	 <p>ZHSS352 Slim knuckle bearing hinge p418</p>	 <p>ZHSS63 Slim knuckle bearing hinge p418</p>
 <p>ZHS32 Steel door hinge p419</p>	 <p>ZHS43 Grade 11 Ball bearing hinge p419</p>	 <p>ZHRBL243 / R243 SS201 Rising butt hinge p420</p>	 <p>VSPS01 / VSER01 Pivot hinge & Emergency door release p421</p>



VHP243 / VHP243R

Grade 14 high performance hinge



VHP243PVD BZ

4	7	7	1	1	4	0	14

BS EN 1935 : 2002 Grade 14

PRODUCT CODES

- VHP243S
- VHP243P
- VHP243PVD
- VHP243PVD BZ
- VHP243-PVDSB
- VHP243-PVDBLK
- VHP243-PCB
- VHP243-PCW

Square profile

- VHP243S3

Square profile

Pair and a half

- VHP243RS
- VHP243RP
- VHP243R-PVDBZ
- VHP243R-PVDSB
- VHP243R-PVDBLK
- VHP243R-PCB
- VHP243R-PCW

Radius profile

KEY FEATURES

- BS EN 1935 : 2002 Grade 14
- Grade 201 stainless steel
- Self lubricating hinge
- Low maintenance hinge
- Up to 160kg door weight
- Standard Vier fitting template
- 102 x 76 x 3mm

STANDARDS



FINISHES



MATT BLACK FINISH


COMING SOON



VHP243R-PVDBLK



VHP243-PVDSB



VHP243RP

RELATED PRODUCTS



VDC0024A1
SIZE 2-4 ADJUSTABLE
DOOR CLOSER
(p344)



VSD425
19MM & 21MM
'D' PULL HANDLE
(p012)



ZDL7255/60
EURO SASH
DIN LOCK
(p361)



ZiHR
RADIUS HINGE
INTUMESCENTS
(p322)



ZiD-M
RADIUS HINGE
INTUMESCENTS
(p328)



BENEFITS OF THE GRADE 14 HINGE

VHP – HIGH PERFORMANCE VERSION

STANDARDS



Certifire accredited, suitable for 30 and 60 minute fire rated doors. Ideal for heavyweight commercial and industrial applications.



BS EN 1935 : 2002 certified hinges which have achieved a Grade 14 rating for fire doors.



Compliant with the latest UK Construction Products Regulations for hardware used on fire, smoke and escape doors.



BS EN 1634-1 Fire door resistance tests suitable for steel fire doors up to 240 minutes and timber fire doors up to 120 minutes.



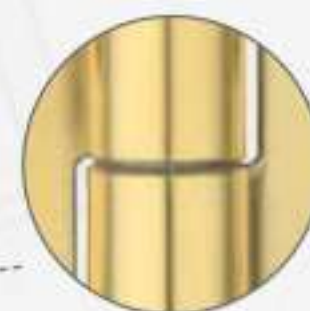
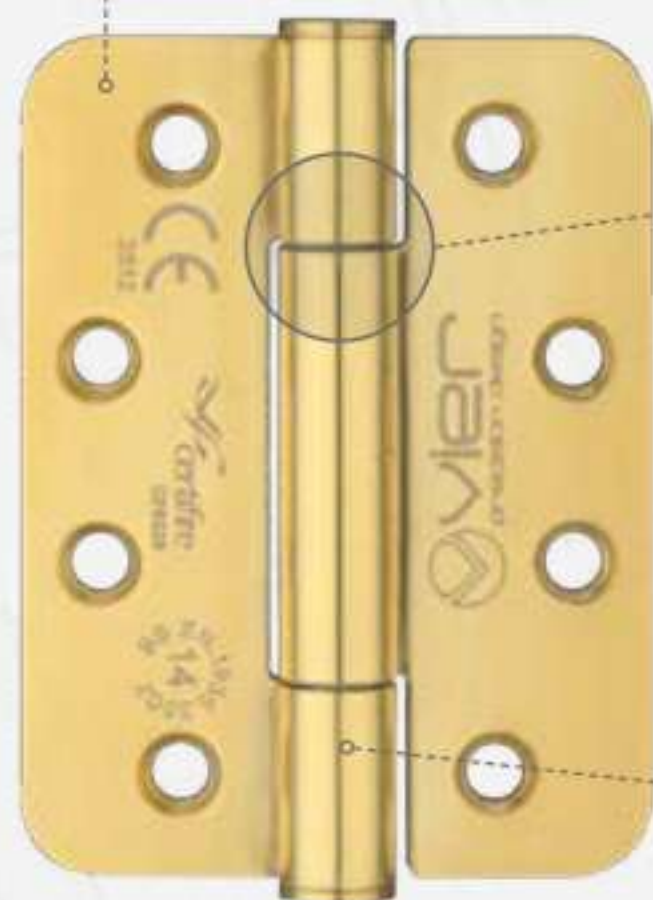
Self-lubricating low maintenance hinge featuring oil impregnated washers that result in no grease being expelled from the unit during its life cycle.

200,000 CYCLES

VHP hinges are approved to Grade 7 Durability scale to 200,000 test cycles.



Single-axis hinges approved to Grade 7 Door Mass for use on doors weighing up to 160kg.



Self lubricating, low maintenance hinge bearing system featuring oil impregnated washer design for low-friction & long-life. Available in concealed bearing design - concealed within the hinge knuckle itself for improved aesthetics and cleaner lines.

1,000,000 CYCLES

The VHC range of hinges have been independently tested to 1,000,000 cycles.

VHC – CONCEALED KNUCKLE VERSION



VHC243R-PVDBLK

4	7	7	1	1	4	0	14

BS EN 1935 : 2002 Grade 14



VHC243 / VHC243R

Grade 14 high performance concealed knuckle hinge

PRODUCT CODES

- VHC243S
- VHC243P
- VHC243PVD
- VHC243PVDBZ
- VHC243-PVDSB
- VHC243-PVDBLK
- VHC243-PCB
- VHC243-PCW

Square profile

- VHC243RS
- VHC243RP
- VHC243RPVD
- VHC243RPVDBZ
- VHC243R-PVDSB
- VHC243R-PVDBLK
- VHC243R-PCB
- VHC243R-PCW

Radius profile

KEY FEATURES

- BS EN 1935 : 2002 Grade 14
- Independently tested to 1,000,000 cycles
- Grade 201 stainless steel
- Self lubricating hinge
- Low maintenance hinge
- Up to 160kg door weight
- Standard Vier fitting template
- 102 x 76 x 3mm

STANDARDS



FINISHES



4	7	7	1	1	4	0	14

BS EN 1935 : 2002 Grade 14

VHC243HTRS

Grade 14 high performance anti-ligature hinge

PRODUCT CODES

- VHC243HTRS

KEY FEATURES

- BS EN 1935 : 2002 Grade 14
- TS001 : 2013
- Independently tested to 1,000,000 cycles
- Grade 201 stainless steel
- Self lubricating hinge
- Low maintenance hinge
- Up to 160kg door weight
- Standard Vier fitting template
- 102 x 76 x 3mm

STANDARDS



FINISHES



RELATED PRODUCTS



ZIHR
RADIUS HINGE
INTUMESCENTS
(p322)



ZID-M
RADIUS HINGE
INTUMESCENTS
(p328)



ZSS
STAINLESS STEEL
DOOR SIGNAGE
(p107)



VDC0024A1
SIZE 2-4 ADJUSTABLE
DOOR CLOSER
(p344)



VSD425
19MM & 21MM
'D' PULL HANDLE
(p012)



NEW

VLH-L243-14-R / VLH-R243-14-R

Grade 14 lift-off hinge

PRODUCT CODES

- VLH-L243-14-RS
Left handed
- VLH-R243-14-RS
Right handed

KEY FEATURES

- BS EN 1935 : 2002 Grade 14
- Grade 201 stainless steel
- Left & right handed available
- Standard Vier fitting template
- 102 x 76 x 3mm

STANDARDS



FINISHES



SATIN STAINLESS
NEW!

VLH-L243-14-RS
Left handed

4	7	7	1	1	4	0	14

BS EN 1935 : 2002 Grade 14

SEE OUR LIFT-OFF HINGE HANDING GUIDE - PAGE 412



BENEFITS OF THE GRADE 14 LIFT-OFF HINGE

STANDARDS



Certifire accredited, suitable for 30 and 60 minute fire rated doors. Ideal for heavyweight commercial and industrial applications.



BS EN 1935 : 2002 certified hinges which have achieved a Grade 14 rating for fire doors.



Compliant with the latest UK Construction Products Regulations for hardware used on fire, smoke and escape doors.



BS EN 1634-1 Fire door resistance tests suitable for steel fire doors up to 240 minutes and timber fire doors up to 120 minutes.



23.7mm length pin for easy door set assembly and maintenance.

160 KG

Single-axis hinge approved for use on doors weighing up to 160kg.

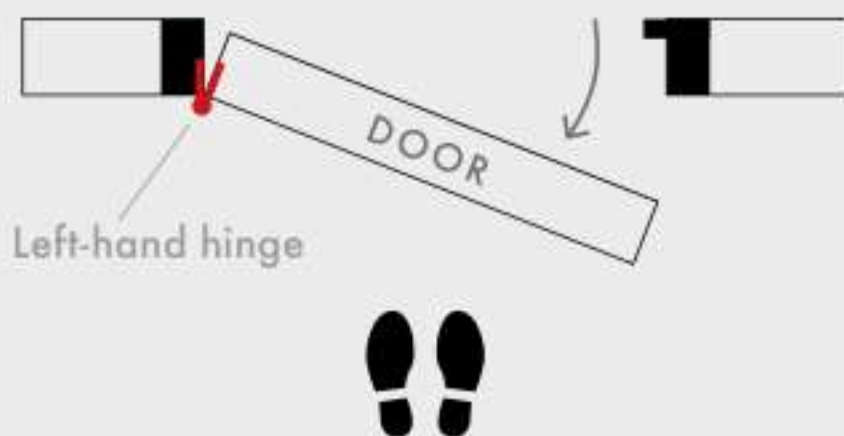
Made from high grade 3.4mm thick Grade 201 stainless steel for added strength and durability.

Maintenance free washer

LIFT-OFF HINGE HANDING GUIDE

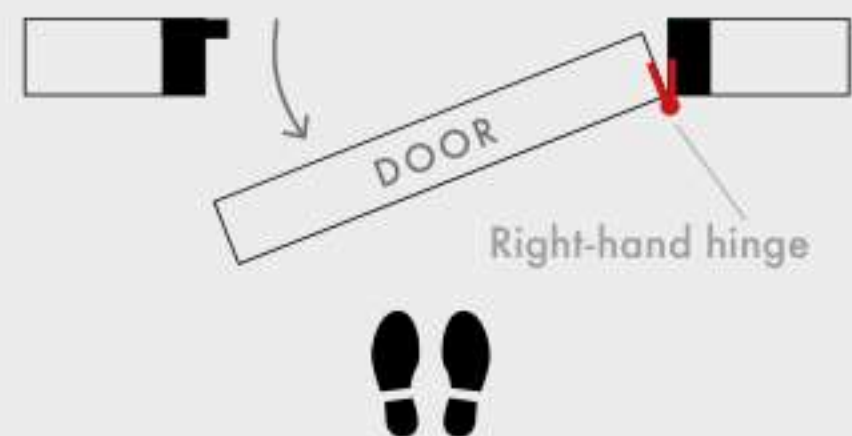
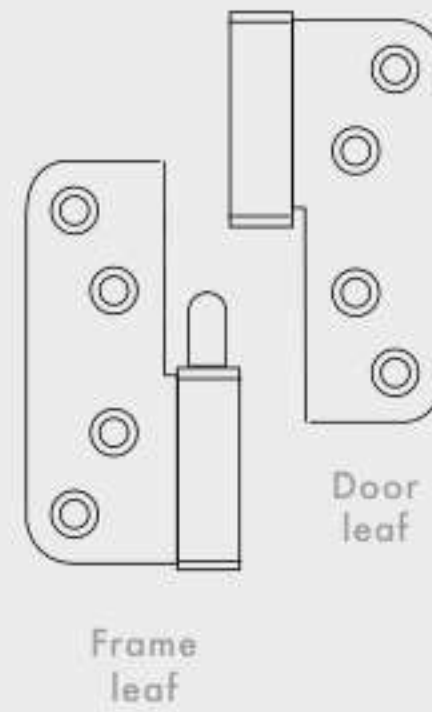
LEFT HAND LIFT OFF

- Stand **facing the door**
- The door **must open towards you**
- With the door hinged on the **left**
- Opening the door with your **left hand**



RIGHT HAND LIFT OFF

- Stand **facing the door**
- The door **must open towards you**
- With the door hinged on the **right**
- Opening the door with your **right hand**



**STAINLESS
STEEL**



VLHL243RS
Left handed

3	7	4	1	1	4	0	11

BS EN 1935 : 2002 Grade 11

VLHL243R / VLHR243R

Grade 11 lift-off hinge

PRODUCT CODES

- VLHL243RS
Left handed
- VLHR243RS
Right handed

KEY FEATURES

- BS EN 1935 : 2002 Grade 11
- Grade 201 stainless steel
- Left & right handed available
- Standard Vier fitting template
- 102 x 76 x 3mm

STANDARDS




FINISHES



SEE OUR LIFT-OFF HINGE HANDING GUIDE - OPPOSITE

**MILD
STEEL**



VSLHR43REB
Right handed

3	7	4	1	1	4	0	11

BS EN 1935 : 2002 Grade 11

VSLHL43R / VSLHR43R

Grade 11 lift-off hinge

PRODUCT CODES

- VSLHL43RCP
- VSLHL43RSC
- VSLHL43REB
Left handed
- VSLHR43RCP
- VSLHR43RSC
- VSLHR43REB
Right handed

KEY FEATURES

- BS EN 1935 : 2002 Grade 11
- Mild steel
- Left & right handed available
- Standard Vier fitting template
- 102 x 76 x 3mm

STANDARDS



FINISHES



RELATED PRODUCTS



ZPS100
FACILITY
INDICATOR
(p030)



ZCS030LL
LIFT TO LOCK
RTD LEVER
(p031)



ZDL7260LL/RLDIN
LIFT
TO LOCK
(p031)



ZIHR
RADIUS HINGE
INTUMESCENTS
(p322)



ZID-M
RADIUS HINGE
INTUMESCENTS
(p328)



ZHSS243PCB



4	7	6	1	1	4
0	13				

BS EN 1935 : 2002 Grade 13

ZHSS243 / ZHSS243R

Grade 13 ball bearing hinge

PRODUCT CODES

- ZHSS243S
- ZHSS243P
- ZHSS243PVD
- ZHSS243PCB
- ZHSS243-PVDBZ
- ZHSS243-PVDSB
- ZHSS243-PCW

Square profile

- ZHSS243S3
- ZHSS243P3
- ZHSS243PVD3

Square profile
Pair and a half

- ZHSS243RS
- ZHSS243RP
- ZHSS243RPVD
- ZHSS243R-PVDBZ
- ZHSS243R-PVDSB
- ZHSS243R-PCW

Radius profile

- ZHSS243RS3
- Radius profile
Pair and a half

KEY FEATURES

- BS EN 1935 : 2002 Grade 13
- Grade 201 stainless steel
- 102 x 76 x 3mm

STANDARDS




FINISHES



MATT BLACK FINISH

COMING SOON



4	7	6	1	1	4
1	13				

BS EN 1935 : 2002 Grade 13

ZHSSDB243 / ZHSSDB243R

Dog bolt or security door hinge

PRODUCT CODES

- ZHSSDB243SS
- Square profile
- ZHSSDB243RSS
- Radius profile

KEY FEATURES

- BS EN 1935 : 2002 Grade 13
- Grade 201 stainless steel
- 102 x 76 x 3mm

STANDARDS



FINISHES



RELATED PRODUCTS



ZIHR
RADIUS HINGE
INTUMESCENTS
(p322)



ZID-M
RADIUS HINGE
INTUMESCENTS
(p328)



ZSS
STAINLESS STEEL
DOOR SIGNAGE
(p107)



VDC0024A1
SIZE 2-4 ADJUSTABLE
DOOR CLOSER
(p344)



VSD425
19MM & 21MM
'D' PULL HANDLE
(p012)



ZHSS244PS

4	7	6	1	1	4	0	13

BS EN 1935 : 2002 Grade 13

ZHSS244

Grade 13 ball bearing hinge

PRODUCT CODES

- ZHSS244SS
- ZHSS244PS
- ZHSS244PVD

KEY FEATURES

- BS EN 1935 : 2002 Grade 13
- Grade 201 stainless steel
- 102 x 102 x 3mm

STANDARDS



FINISHES



ZHSS7667RS

3	7	4	1	1	4	0	11

BS EN 1935 : 2002 Grade 11

ZHSS7667

Grade 11 ball bearing hinge

PRODUCT CODES

- ZHSS7667S-SSS
- ZHSS7667S-PSS
- ZHSS7667S-PVDBZ
- ZHSS7667S-PVDSB
- ZHSS7667S-PCB
- ZHSS7667S-PCW
- ZHSS7667S-FSB
- ZHSS7667S-TRG
- ZHSS7667S-ETB

Square profile

- ZHSS7667RS
- ZHSS7667RP
- ZHSS7667R-PVDBZ
- ZHSS7667R-PVDSB
- ZHSS7667R-PCB
- ZHSS7667R-PCW
- ZHSS7667R-FSB
- ZHSS7667R-TRG
- ZHSS7667R-ETB

Radius profile

KEY FEATURES

- BS EN 1935 : 2002 Grade 11
- 76 x 67 x 2.5mm

STANDARDS



FINISHES



MATT BLACK FINISH

COMING SOON

RELATED PRODUCTS



ZIH
SQUARE HINGE
INTUMESCENTS
(p322)



ZA506B
FLOOR MOUNTED
DOOR STOP
(p078)



ZA507
CYLINDER
DOOR STOP
(p082)



ZA505
LEVER ACTION
FLUSH BOLT
(p076)

ZHSS / ZSHP

HINGES & ACCESSORIES



ZHSS232-FSB



ZHSS232-TRG

ZHSS232

Stainless steel door hinge

PRODUCT CODES

- ZHSS232SS
- ZHSS232PS
- ZHSS232PVDPB
- ZHSS232-PVDBZ
- ZHSS232-PVDSB
- ZHSS232-PCB
- ZHSS232-PCW
- ZHSS232-FSB
- ZHSS232-TRG
- ZHSS232-ETB

KEY FEATURES

- Grade 201 stainless steel
- 76 x 50 x 2mm

FINISHES



ZSHPSC

ZSHP

Spring hinge plus slave pack

PRODUCT CODES

- ZSHPCP
- ZSHPSC

KEY FEATURES

- 2 spring + 1 unsprung hinge
- 3.5" x 3.5" x 2.5mm

FINISHES



RELATED PRODUCTS



ZIHR
RADIUS HINGE
INTUMESCENTS
(p322)



ZID-M
RADIUS HINGE
INTUMESCENTS
(p328)



ZUKS64EP
EURO
SASH LOCK
(p376)



ZUKB64
BATHROOM
LOCK
(p380)



ZTLKA
TUBULAR
LATCHES
(p400)



ZHSSW232PS

ZHSSW232

SS201 - Washered hinge

PRODUCT CODES

- ZHSSW232SS
- ZHSSW232PS

KEY FEATURES

- Grade 201 stainless steel
- 76 x 50 x 2mm

FINISHES



ZHSSW243SS

ZHSSW243 / ZHSSW243R

SS201 - Washered hinge

PRODUCT CODES

- ZHSSW243SS
- ZHSSW243PS
Square profile
- ZHSSW243RS
- ZHSSW243RP
Radius profile

KEY FEATURES

- BS EN 1935 : 2002 Grade 7
- Grade 201 stainless steel
- 102 x 76 x 2mm

STANDARDS



FINISHES



2	7	2	1	1	4	0	7

BS EN 1935 : 2002 Grade 11

RELATED PRODUCTS



ZIHR
RADIUS HINGE
INTUMESCENTS
(p322)



ZID-M
RADIUS HINGE
INTUMESCENTS
(p328)



ZUKS64EP
EURO
SASH LOCK
(p376)



VSEP60D - 100D
EURO DOUBLE
CYLINDER
(p429)



ZPZ070
VENICE LEVER
SCREW ON ROSE
(p201)



ZHSS352S

ZHSS352

Slim knuckle bearing hinge

PRODUCT CODES

- ZHSS352S
- ZHSS352P
- ZHSS352PVD
- ZHSS352PVDPN
- ZHSS352PVDSN

KEY FEATURES

- Grade 201 stainless steel
- 76 x 52 x 1.5mm
- Knuckle dia. 6.3mm

FINISHES



ZHSS244PVD

ZHSS63

Slim knuckle bearing hinge

PRODUCT CODES

- ZHSS63S
- ZHSS63P
- ZHSS63PVD
- ZHSS63PVDPN
- ZHSS63PVDSN

KEY FEATURES

- Grade 201 stainless steel
- 102 x 63 x 2.5mm

FINISHES



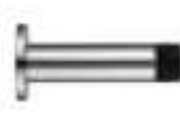
RELATED PRODUCTS



ZTLKA
TUBULAR
LATCH
(p400)



ZAS06B
FLOOR MOUNTED
DOOR STOP
(p078)



ZAS07
CYLINDER
DOOR STOP
(p082)



ZAS05
LEVER ACTION
FLUSH BOLT
(p076)



ZHS32FB

ZHS32

Steel door hinge

PRODUCT CODES

- ZHS32EB
- ZHS32CP
- ZHS32SC
- ZHS32FB
- ZHS32PCB
- ZHS32SN

KEY FEATURES

- 76 x 50 x 2mm

FINISHES



ZHS43RSC

ZHS43

Grade 11 Mild steel ball bearing hinge

PRODUCT CODES

- ZHS43EB
- ZHS43CP
- ZHS43SC
- ZHS43FB
- ZHS43PCB
- ZHS43SN

Square profile

- ZHS43REB
- ZHS43RCP
- ZHS43RSC
- ZHS43RFB
- ZHS43RPCB

Radius profile

KEY FEATURES

- BS EN 1935 : 2002 Grade 11
- 102 x 76 x 3mm

STANDARDS



FINISHES



3	7	4	1	1	4	0	11

BS EN 1935 : 2002 Grade 11

RELATED PRODUCTS



ZIHR
RADIUS HINGE
INTUMESCENTS
(p322)



ZID-M
RADIUS HINGE
INTUMESCENTS
(p328)



ZUKS64EP
EURO
SASH LOCK
(p376)



VSEP60D - 100D
EURO DOUBLE
CYLINDER
(p429)



ZPZ070
VENICE LEVER
SCREW ON ROSE
(p201)



ZHRBL243SS – Left hand

ZHRBL243 / ZHRBR243

Rising butt hinge

PRODUCT CODES

- ZHRBL243S
- ZHRBR243S

KEY FEATURES

- Grade 201 stainless steel
- 102 x 76 x 2.5mm

STANDARDS



FINISHES

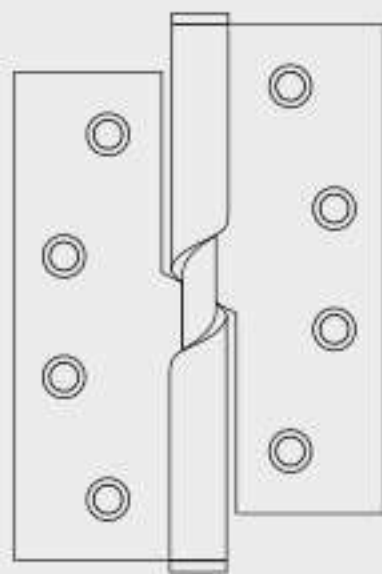


SATIN
STAINLESS

RIISING BUTT HINGE HANDING GUIDE

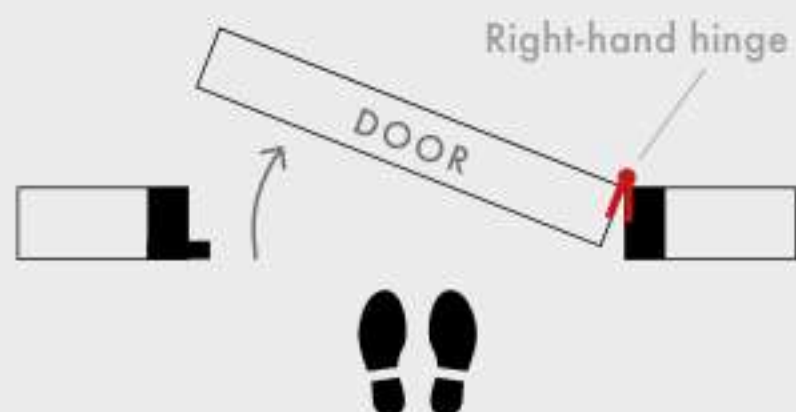
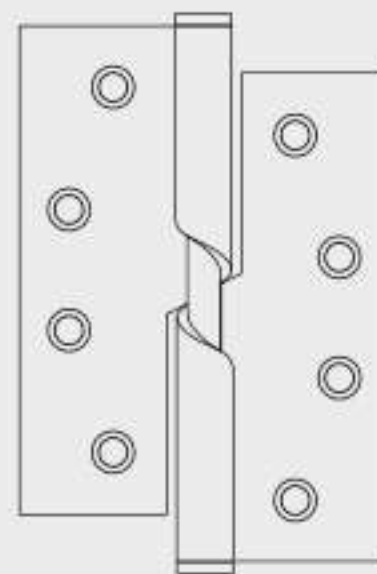
LEFT HAND RISING BUTT

- Stand facing the door
- The door must open away from you
- With the door hinged on the left



RIGHT HAND RISING BUTT

- Stand facing the door
- The door must open away from you
- With the door hinged on the right





VSPS01

Square pivot hinge set

PRODUCT CODES

- VSPS01

KEY FEATURES

- Grade 304 stainless steel
- Designed to allow the door to open outwards in the case of an emergency
- Use with VSER01 – Pivot emergency release door stop
- Maximum door weight 80kg

FINISHES



SATIN
STAINLESS



VSER01

Pivot emergency release door stop

PRODUCT CODES

- VSER01

KEY FEATURES

- Grade 304 stainless steel
- Designed to allow the door to open outwards in the case of an emergency
- Use with VSPS01 – Square pivot hinge set

FINISHES



SATIN
STAINLESS

RELATED PRODUCTS



ZTLKA
TUBULAR
LATCH
(p400)



VSD425
19MM & 21MM
'D' PULL HANDLE
(p012)



ZUKS64EP
EURO
SASH LOCK
(p376)



VSEP60D - 100D
EURO DOUBLE
CYLINDER
(p429)



ZPZ070
VENICE LEVER
SCREW ON ROSE
(p201)

A BRIEF GUIDE TO HINGES

FACTORS TO CONSIDER

- Is it a fire, smoke or emergency escape door?
- The size and weight of the door?
- Is it an internal or external door; is it near the coast or in a swimming pool?
- Is it to be used in an office environment with minimal use or for higher volume traffic such as a hospital, school or shopping centre?
- Is there any other door hardware to be fitted that may affect performance (ie door closer, door stops)?

FORCES OPERATING ON A DOOR

There are two main forces that the hinge has to cope with. The vertical load; and, as hinged doors are side-hung, the horizontal or lateral load.

- The **vertical load** is a direct result of the gross door weight.
- The **horizontal load** is created by:
 - The door weight
 - The door height to width ratio
 - Where the hinges are positioned.

The wider the door is in relation to its height, the greater the side load that the hinges and their fixings have to support.

ADJUSTED DOOR WEIGHT

Hinge specification is also determined by the adjusted door weight. We recommend wherever possible to refer to the actual weight supplied by the door manufacturer.

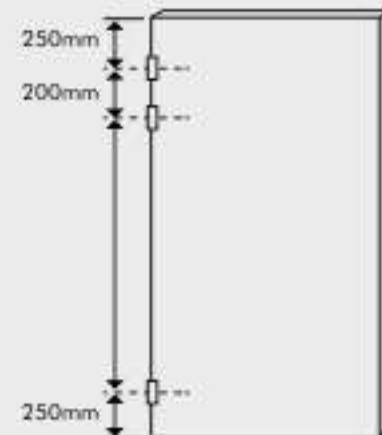
Adjusted door weight calculation table			
Actual door weight	Doors of excess width, please refer to Side Loading Calculation table		= Adjusted door weight
	Door Closer	+20%	
	Door Closer (backcheck)	+75%	
	Extra Heavy Use Light Use	+10% -10%	

LOCATING THE HINGES

- It is usual for at least three hinges to be fitted on doors; their positioning is determined by the size, weight and construction of the door and its intended use.
- The most common fixing positions are shown here:

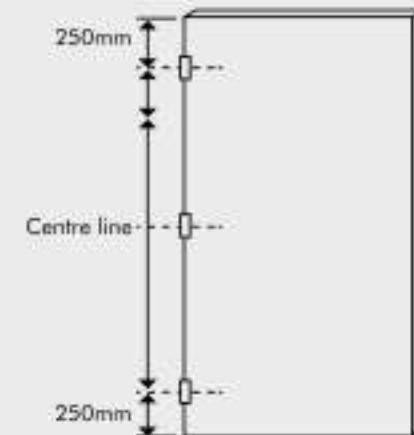
• Fig.1 STANDARD DOORS

The standard positioning when fitting three hinges to a door. This gives the most effective load bearing capability.



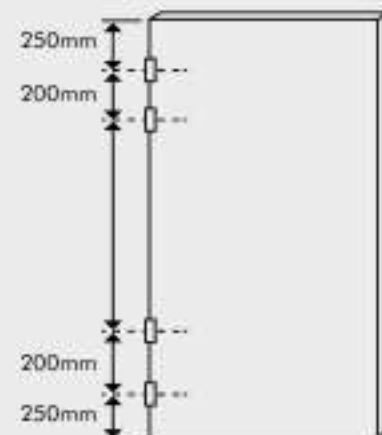
• Fig.2 LIGHTWEIGHT DOORS

Three hinges may be fitted as shown. On doors subject to warping (such as glazed doors), fit a third hinge at the centre of the door.



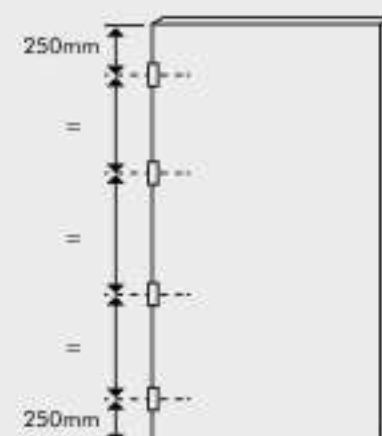
• Fig.3 HEAVY DOORS

When load bearing is the prime consideration, fit four hinges as shown.



• Fig.4 TALL DOORS (OVER 2100MM)

On all door or those which are particularly subject to warping (such as glazed doors) fit four hinges equally spaced, as shown.



HINGES FOR USE WITH DOORS OF EXCESS WIDTHS

Wider doors obviously increase the pressure and bending moment exerted on the hinge. This must be allowed for by reduction in the maximum mass of the door leaf supported by each grade of hinge.

The factors by which the door mass has to be adjusted for excessive widths of door are calculated by dividing the door height by its width. For a factor of 2 or greater, no allowance has to be made. When the factor is less than 2, the door mass has to be increased by the value required to bring the factor to 2 expressed as a percentage. These percentages are shown in the side loading calculations table shown here.

SIDE LOADING CALCULATIONS			
Door Size		Factor	Normal increase of mass of door leaf %
Door Height mm	Door Width mm		
2000	1000	2.0	0
2000	1050	1.9	10
2000	1100	1.82	18
2000	1150	1.74	26
2000	1200	1.66	33
2000	1250	1.6	40




















ADDITIONAL ACCESSORIES

- SPS01 Spare screw pack to suit ZHS43EB – No.10 x 32mm (8 pack)
- SPS02 Spare screw pack to suit ZHS43CP – No.10 x 32mm (8 pack)
- SPS03 Spare screw pack to suit ZHS43FB – No.10 x 32mm (8 pack)
- SPS04 Spare screw pack to suit ZHS43PCB – No.10 x 32mm (8 pack)
- SPS05 Spare screw pack to suit ZHS43SC – No.10 x 32mm (8 pack)
- SPS06 Spare screw pack to suit ZHS32EB – No.10 x 32mm (6 pack)
- SPS07 Spare screw pack to suit ZHS32CP – No.8 x 25mm (6 pack)
- SPS08 Spare screw pack to suit ZHS32FB – No.8 x 25mm (6 pack)
- SPS09 Spare screw pack to suit ZHS32PCB – No.8 x 25mm (6 pack)
- SPS10 Spare screw pack to suit ZHS32SC – No.8 x 25mm (6 pack)
- SPS12 Spare screw pack to suit ZHSS232S – No.8 x 25mm (6 pack)
- SPS13 Spare screw pack to suit ZHSS243/43 inc washers – No.10 x 32mm (pack of 16)
- SPS14 Spare screw pack to suit ZHSS243PVD – No.10 x 32mm (8 pack)
- SPS15 Spare screw pack to suit ZHSS243P – No.10 x 32mm (8 pack)



CYLINDERS | **5-PIN & 10-PIN**

A range of 5-pin and 10-pin cylinders comprising of single, double & turn cylinders with euro & oval bodies. Keyed to differ, keyed alike or master keyed versions are also available.

 <p>V5EPS + V10EPS Euro single p428</p>	 <p>V5EPD + V10EPD Euro double p429</p>	 <p>V5EPD + V10EPD Euro double offset p430</p>	 <p>V5EPCT + V10EPCT Euro cylinder & turn p432</p>
 <p>V5EPCBL Euro turn & coin release p433</p>	 <p>V5EPST Euro single turn p433</p>	 <p>V5EPTT Euro double turn p433</p>	 <p>V5EPCT + V10EPCT Euro offset cylinder & turn p434</p>
 <p>V5EPCR + V10EPCR Euro classroom p437</p>	 <p>V5RMC Rim cylinder p438</p>	 <p>V5TRC Threaded rim cylinder p438</p>	 <p>V10RMC Universal rim cylinder p438</p>
 <p>V5OPS + V10OPS Oval single p440</p>	 <p>V5OPD + V10OPD Oval double p440</p>	 <p>V5OPCT + V10OPCT Oval cylinder & turn p440</p>	 <p>V5OPSOI + V5OPSOO V5 Scandinavian oval p442</p>
 <p>V10OPSOI + V10OPSO V10 Scandinavian oval p442</p>	 <p>V5-KA11 Stock suite - keyed alike p443</p>	 <p>V10-KA31 Stock suite - keyed alike p444</p>	 <p>ACCESSORIES To suit EP & OP cylinders p445</p>

V5 CYLINDERS

V5 5-PIN CYLINDERS ARE AN ENTRY LEVEL SECURITY CYLINDER AND HAVE THE ABILITY TO BE KEYED TO CUSTOMERS' SPECIFIC REQUIREMENTS WITH KEYING OPTIONS: KEYED TO DIFFER (KTD), KEYED ALIKE (KA) AND UNDER MASTER KEY (UMK) CLASSROOM CYLINDERS.

V5 CYLINDERS ARE AVAILABLE IN A WIDE RANGE OF SIZES, STYLES AND FUNCTIONS IN POLISHED BRASS (PB), POLISHED CHROME (PC), SATIN CHROME (SC) AND POWDER COATED BLACK (BK) FINISHES. THESE CYLINDERS ARE SUITABLE FOR BOTH COMMERCIAL AND DOMESTIC USE.

**FINISHES TO SUITE
ROSSO TECNICA RANGE**

**COMING
SOON**



BS EN 1303 classifies the standard requirements and testing methods covering cylinders for locks



Suitable for 30/60 minute fire doors



Products suitable for commercial application



Products suitable for domestic application



Cylinders designed with an anti-drill feature

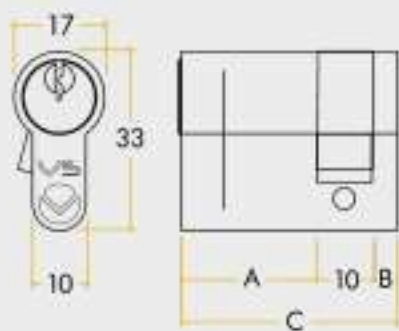


Cylinders designed with an anti-pick feature

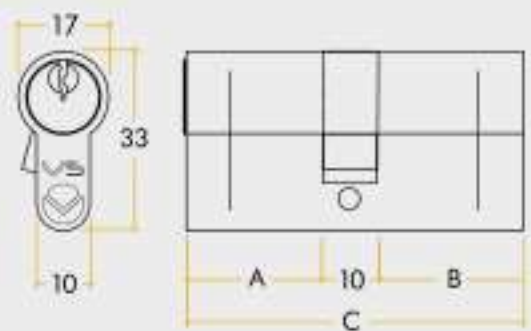


Cylinders designed with a break-off system

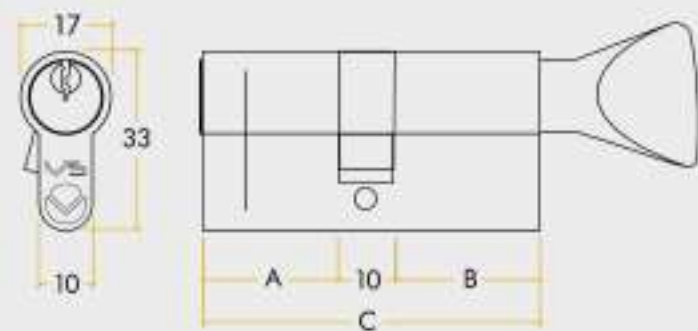
CYLINDER MEASUREMENTS



A = Barrel size
B = 5mm
C = Total length
Barrel size starts from 25mm



A,B = Barrel size
C = Total length
Barrel size starts from 25mm



A,B = Barrel size
C = Total length
Barrel size starts from 25mm

V10 CYLINDERS

V10 RESTRICTED 10-PIN CYLINDERS ARE CERTIFIED WITH BS EN 1303 CYLINDER SECURITY GRADE 2.

AVAILABLE IN A WIDE RANGE OF SIZES, STYLES AND FUNCTIONS, THESE CYLINDERS ARE SUITABLE FOR BOTH DOMESTIC AND COMMERCIAL APPLICATIONS.

THESE CYLINDERS CAN BE BUILT BESPOKE TO BUILDING REQUIREMENTS WITH KEYING OPTIONS KTD, KA AND UMK EURO PROFILE, OVAL PROFILE & RIM CYLINDERS AND ALSO CLASSROOM CYLINDERS.

FINISHES TO SUITE
ROSSO TECNICA RANGE

COMING SOON



BS EN 1303 classifies the standard requirements and testing methods covering cylinders for locks



Suitable for 30/60 minute fire doors



Products suitable for commercial application



Cylinders designed with an anti-drill feature

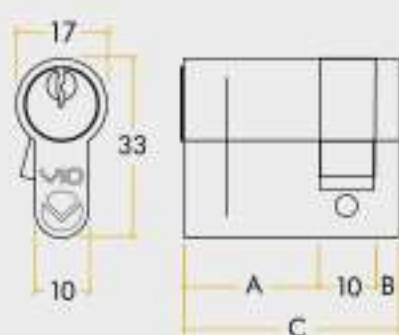


Products suitable for domestic application

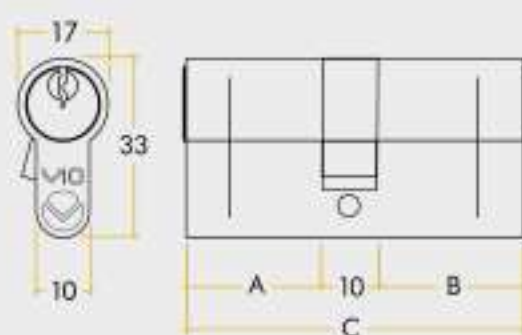


Cylinders designed with an anti-pick feature

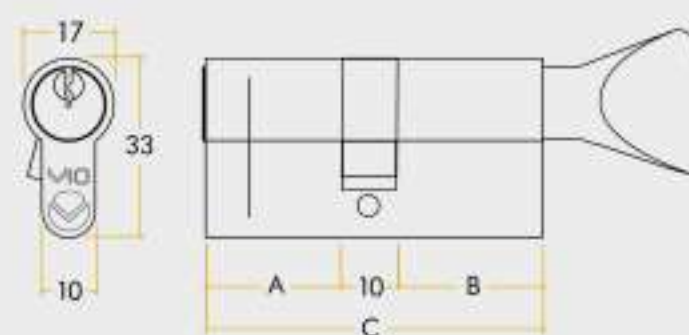
CYLINDER MEASUREMENTS



A = Barrel size
B = 5mm
C = Total length
Barrel size starts from 25mm



A,B = Barrel size
C = Total length
Barrel size starts from 25mm



A,B = Barrel size
C = Total length
Barrel size starts from 25mm

VIER

V5 & V10 CYLINDERS



V5EP45SPB

V5EP40S – 75S

V5 euro single cylinders

KEY FEATURES

- BS EN 1303
- Anti-drill cylinder
- Anti-pick cylinder
- Break-off system
- Adjustable cam
- Available as:
 - Body only
 - Key to differ (E)
 - Keyed alike (KA)
 - Master keyed (MK)

STANDARDS



FINISHES



V10EP46SPC

V10EP42S – 55S

V10 restricted euro single cylinders

KEY FEATURES

- BS EN 1303
- Anti-drill cylinder
- Anti-pick cylinder
- Adjustable cam
- Available as:
 - Body only
 - Key to differ (E)
 - Keyed alike (KA)
 - Master keyed (MK)
- Stamped for ease of re-ordering

STANDARDS

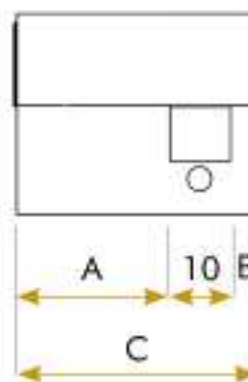


FINISHES



PRODUCT CODES	5-PIN	10-PIN RESTRICTED	A - MM	B - MM	C - MM	OFFSET	ADJUSTABLE CAM	ANTI-DRILL	ANTI-PICK	BREAK-OFF SYSTEM	FIRE DOOR TESTED	AVAILABLE FINISHES			
												PB	PC	SC	BK
V5EP40S	•		25	5	40		•	•	•	•	•	•	•	•	•
V5EP45S	•		30	5	45		•	•	•	•	•	•	•	•	•
V5EP50S	•		35	5	50		•	•	•	•	•	•	•	•	•
V5EP55S	•		40	5	55		•	•	•	•	•	•	•	•	•
V5EP60S	•		45	5	60		•	•	•	•	•	•	•	•	•
V5EP65S	•		50	5	65		•	•	•	•	•	•	•	•	•
V5EP70S	•		55	5	70		•	•	•	•	•	•	•	•	•
V5EP75S	•		60	5	75		•	•	•	•	•	•	•	•	•
V10EP42S		•	27	5	42		•	•	•		•	•	•	•	•
V10EP46S		•	31	5	46		•	•	•		•	•	•	•	•
V10EP50S		•	35	5	50		•	•	•		•	•	•	•	•
V10EP55S		•	40	5	55		•	•	•		•	•	•	•	•

TECHNICAL



A = Barrel size

B = 5mm

C = Total length

Barrel size starts from 25mm

V5EP60D – 100D

V5 euro double cylinders



V5EP80DBK

KEY FEATURES

- BS EN 1303
- Anti-drill cylinder
- Anti-pick cylinder
- Break-off system
- Available as:
 - Body only
 - Key to differ (E)
 - Keyed alike (KA)
 - Master keyed (MK)

STANDARDS



FINISHES



V10EP64D – 100D

V10 restricted euro double cylinders



V10EP100DSC

KEY FEATURES

- BS EN 1303
- Anti-drill cylinder
- Anti-pick cylinder
- Available as:
 - Body only
 - Key to differ (E)
 - Keyed alike (KA)
 - Master keyed (MK)
- Stamped for ease of re-ordering

STANDARDS

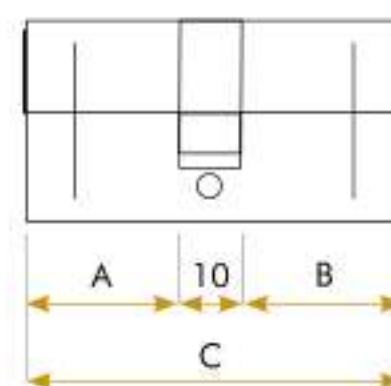


FINISHES



PRODUCT CODES	5-PIN	10-PIN RESTRICTED	A - MM	B - MM	C - MM	OFFSET	ADJUSTABLE CAM	ANTI-DRILL	ANTI-PICK	BREAK-OFF SYSTEM	FIRE DOOR TESTED	AVAILABLE FINISHES				
												PB	PC	SC	BK	
V5EP60D	•		25	25	60			•	•	•	•	•	•	•	•	•
V5EP70D	•		30	30	70			•	•	•	•	•	•	•	•	•
V5EP80D	•		35	35	80			•	•	•	•	•	•	•	•	•
V5EP90D	•		40	40	90			•	•	•	•	•	•	•	•	•
V5EP100D	•		45	45	100			•	•	•	•	•	•	•	•	•
V10EP64D		•	27	27	64			•	•	•	•	•	•	•	•	•
V10EP70D		•	30	30	70			•	•	•	•	•	•	•	•	•
V10EP80D		•	35	35	80			•	•	•	•	•	•	•	•	•
V10EP90D		•	40	40	90			•	•	•	•	•	•	•	•	•
V10EP100D		•	45	45	100			•	•	•	•	•	•	•	•	•

TECHNICAL



A, B = Barrel Size
C = Total Length

Barrel size starts from 25mm

VIER

V5 & V10 CYLINDERS



V5EP3545DPB



V5EP3555DSC

V5EP3040D – 4555D

V5 euro double offset cylinders

KEY FEATURES

- BS EN 1303
- Anti-drill cylinder
- Anti-pick cylinder
- Break-off system
- Available as:
 - Body only
 - Key to differ (E)
 - Keyed alike (KA)
 - Master keyed (MK)

STANDARDS



FINISHES



V10EP3240DPC



V10EP3240DPB

V10EP42S – 55S

V10 restricted euro single cylinders

KEY FEATURES

- BS EN 1303
- Anti-drill cylinder
- Anti-pick cylinder
- Adjustable cam
- Available as:
 - Body only
 - Key to differ (E)
 - Keyed alike (KA)
 - Master keyed (MK)
- Stamped for ease of re-ordering

STANDARDS

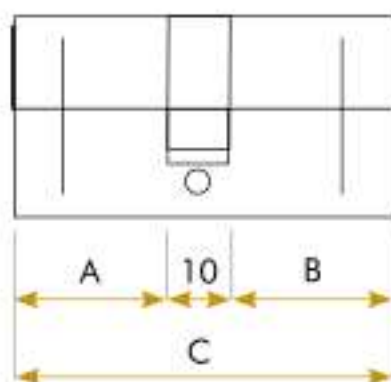


FINISHES



PRODUCT CODES	5-PIN	10-PIN RESTRICTED	A - MM	B - MM	C - MM	OFFSET	ADJUSTABLE CAM	ANTI-DRILL	ANTI-PICK	BREAK-OFF SYSTEM	FIRE DOOR TESTED	AVAILABLE FINISHES			
												PB	PC	SC	BK
V5EP3040D	•		25	35	70	•		•	•	•	•	•	•	•	
V5EP3050D	•		25	45	80	•		•	•	•	•	•	•	•	
V5EP3070D	•		25	65	100	•		•	•	•	•	•	•	•	
V5EP3540D	•		30	35	75	•		•	•	•	•	•	•	•	
V5EP3545D	•		30	40	80	•		•	•	•	•	•	•	•	
V5EP3550D	•		30	45	85	•		•	•	•	•	•	•	•	
V5EP3555D	•		30	50	90	•		•	•	•	•	•	•	•	
V5EP4045D	•		35	40	85	•		•	•	•	•	•	•	•	
V5EP4050D	•		35	45	90	•		•	•	•	•	•	•	•	
V5EP4055D	•		35	50	95	•		•	•	•	•	•	•	•	
V5EP4060D	•		35	55	100	•		•	•	•	•	•	•	•	
V5EP4550D	•		40	45	95	•		•	•	•	•	•	•	•	
V5EP4555D	•		40	50	100	•		•	•	•	•	•	•	•	
V10EP3240D		•	27	35	72	•		•	•		•	•	•	•	
V10EP3250D		•	27	45	82	•		•	•		•	•	•	•	
V10EP3270D		•	27	65	102	•		•	•		•	•	•	•	
V10EP3540D		•	30	35	75	•		•	•		•	•	•	•	
V10EP3545D		•	30	40	80	•		•	•		•	•	•	•	
V10EP3550D		•	30	45	85	•		•	•		•	•	•	•	
V10EP3555D		•	30	50	90	•		•	•		•	•	•	•	
V10EP4045D		•	35	40	85	•		•	•		•	•	•	•	
V10EP4050D		•	35	45	90	•		•	•		•	•	•	•	
V10EP4055D		•	35	50	95	•		•	•		•	•	•	•	
V10EP4060D		•	35	55	100	•		•	•		•	•	•	•	
V10EP4550D		•	40	45	95	•		•	•		•	•	•	•	
V10EP4555D		•	40	50	100	•		•	•		•	•	•	•	

TECHNICAL



A, B = Barrel Size
 C = Total Length
 Barrel size starts from 30mm

VIER

V5 & V10 CYLINDERS



V5EP70CTBK

V5EP60CT – 100CT

V5 euro cylinder & turn

KEY FEATURES

- BS EN 1303
- Anti-drill cylinder
- Anti-pick cylinder
- Break-off system
- Available as:
 - Body only
 - Key to differ (E)
 - Keyed alike (KA)
 - Master keyed (MK)

STANDARDS



FINISHES



V10EP70CTSC

V10EP64CT – 100CT

V10 restricted euro cylinder & turn

KEY FEATURES

- BS EN 1303
- Anti-drill cylinder
- Anti-pick cylinder
- Available as:
 - Body only
 - Key to differ (E)
 - Keyed alike (KA)
 - Master keyed (MK)
- Stamped for ease of re-ordering

STANDARDS

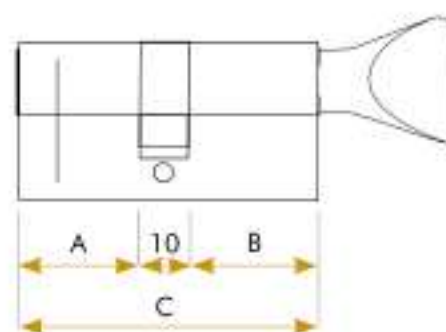


FINISHES



PRODUCT CODES	5-PIN	10-PIN RESTRICTED	A - MM	B - MM	C - MM	OFFSET	ADJUSTABLE CAM	ANTI-DRILL	ANTI-PICK	BREAK-OFF SYSTEM	FIRE DOOR TESTED	AVAILABLE FINISHES			
												PB	PC	SC	BK
V5EP60CT	•		25	25	60			•	•	•	•	•	•	•	•
V5EP70CT	•		30	30	70			•	•	•	•	•	•	•	•
V5EP80CT	•		35	35	80			•	•	•	•	•	•	•	•
V5EP90CT	•		40	40	90			•	•	•	•	•	•	•	•
V5EP100CT	•		45	45	100			•	•	•	•	•	•	•	•
V10EP64CT		•	27	27	64			•	•	•	•	•	•	•	•
V10EP70CT		•	30	30	70			•	•	•	•	•	•	•	•
V10EP80CT		•	35	35	80			•	•	•	•	•	•	•	•
V10EP90CT		•	40	40	90			•	•	•	•	•	•	•	•
V10EP100CT		•	45	45	100			•	•	•	•	•	•	•	•

TECHNICAL



A, B = Barrel Size
C = Total Length

Barrel size starts from 25mm



V5EP70CBLSC

V5EP70CBL

V5 euro turn & coin release bathroom cylinder

KEY FEATURES

- 70mm cylinder
- Anti-drill cylinder
- Anti-pick cylinder
- Break-off system
- Available as:
 - Body only
 - Key to differ (E)
 - Keyed alike (KA)
 - Master keyed (MK)

STANDARDS



FINISHES



V5EP40STPB



V5EP70TTSC

V5EP40ST – 55ST

V5 euro single – turn only

V5EP60TT – 80TT

V5 euro double turn cylinders

KEY FEATURES

- Single – turn only
- Double – double turn

STANDARDS

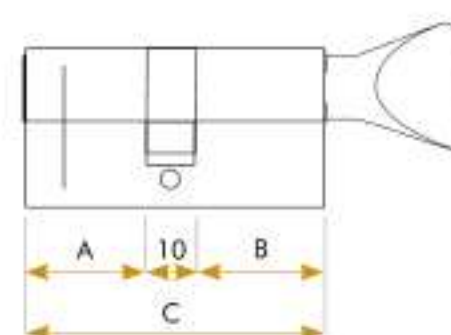
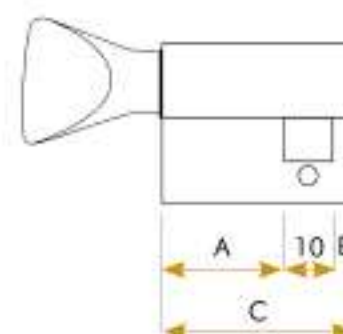


FINISHES



PRODUCT CODES	5-PIN	10-PIN RESTRICTED	A – MM	B – MM	C – MM	OFFSET	ADJUSTABLE CAM	ANTI-DRILL	ANTI-PICK	BREAK-OFF SYSTEM	FIRE DOOR TESTED	AVAILABLE FINISHES			
												PB	PC	SC	BK
V5EP70CBL	•		25	25	60			•	•	•	•	•	•	•	•
V5EP40ST	•		25	5	40						•	•	•	•	•
V5EP45ST	•		30	5	45						•	•	•	•	•
V5EP50ST	•		35	5	50						•	•	•	•	•
V5EP55ST	•		40	5	55						•	•	•	•	•
V5EP60TT	•		25	25	60						•	•	•	•	•
V5EP70TT	•		30	30	70						•	•	•	•	•
V5EP80TT	•		35	35	80						•	•	•	•	•

TECHNICAL



VIER

V5 & V10 CYLINDERS



V5EP4535CTPC

V5EP3545CT – 6040CT

V5 euro offset cylinder & turns

KEY FEATURES

- BS EN 1303
- Anti-drill cylinder
- Anti-pick cylinder
- Break-off system
- Available as:
 - Body only
 - Key to differ (E)
 - Keyed alike (KA)
 - Master keyed (MK)

STANDARDS



FINISHES



POLISHED BRASS POLISHED CHROME SATIN CHROME



V10EP5045CTPB

V10EP3240CT – 6040CT

V10 restricted euro offset cylinder & turn

KEY FEATURES

- BS EN 1303
- Anti-drill cylinder
- Anti-pick cylinder
- Available as:
 - Body only
 - Key to differ (E)
 - Keyed alike (KA)
 - Master keyed (MK)
- Stamped for ease of re-ordering

STANDARDS



FINISHES



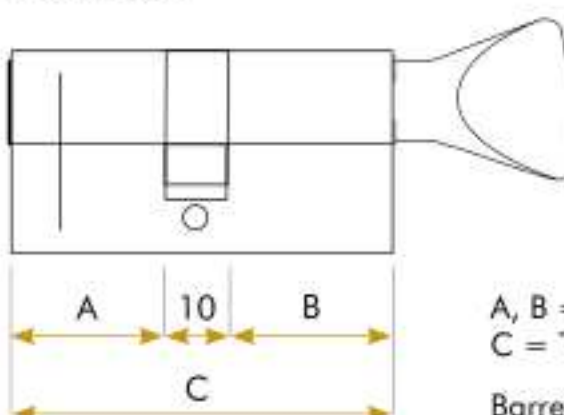
POLISHED BRASS POLISHED CHROME SATIN CHROME



V10EP5045CTPC

PRODUCT CODES	5-PIN	10-PIN RESTRICTED	A - MM	B - MM	C - MM	OFFSET	ADJUSTABLE CAM	ANTI-DRILL	ANTI-PICK	BREAK-OFF SYSTEM	FIRE DOOR TESTED	AVAILABLE FINISHES			
												PB	PC	SC	BK
V5EP3040CT	•		25	35	70	•		•	•		•	•	•	•	
V5EP3050CT	•		25	45	80	•		•	•		•	•	•	•	
V5EP3070CT	•		25	65	100	•		•	•		•	•	•	•	
V5EP3540CT	•		30	35	75	•		•	•		•	•	•	•	
V5EP3545CT	•		30	40	80	•		•	•		•	•	•	•	
V5EP3555CT	•		30	50	90	•		•	•		•	•	•	•	
V5EP4030CT	•		35	25	70	•		•	•		•	•	•	•	
V5EP4035CT	•		35	30	75	•		•	•		•	•	•	•	
V5EP4045CT	•		35	40	85	•		•	•		•	•	•	•	
V5EP4050CT	•		35	45	90	•		•	•		•	•	•	•	
V5EP4060CT	•		35	55	100	•		•	•		•	•	•	•	
V5EP4535CT	•		40	30	80	•		•	•		•	•	•	•	
V5EP4540CT	•		40	35	85	•		•	•		•	•	•	•	
V5EP4555CT	•		40	50	100	•		•	•		•	•	•	•	
V5EP5030CT	•		45	25	80	•		•	•		•	•	•	•	
V5EP5040CT	•		45	35	90	•		•	•		•	•	•	•	
V5EP5545CT	•		50	40	100	•		•	•		•	•	•	•	
V5EP6040CT	•		55	35	100	•		•	•		•	•	•	•	
V5EP7030CT	•		65	25	100	•		•	•		•	•	•	•	
V10EP3240CT		•	27	35	72	•		•	•		•	•	•	•	
V10EP3545CT		•	30	40	80	•		•	•		•	•	•	•	
V10EP4032CT		•	35	27	72	•		•	•		•	•	•	•	
V10EP4050CT		•	35	45	90	•		•	•		•	•	•	•	
V10EP4060CT		•	35	55	100	•		•	•		•	•	•	•	
V10EP4535CT		•	40	30	80	•		•	•		•	•	•	•	
V10EP4550CT		•	40	45	95	•		•	•		•	•	•	•	
V10EP4555CT		•	40	50	100	•		•	•		•	•	•	•	
V10EP5040CT		•	45	35	90	•		•	•		•	•	•	•	
V10EP5045CT		•	45	40	95	•		•	•		•	•	•	•	
V10EP5545CT		•	50	40	100	•		•	•		•	•	•	•	
V10EP6040CT		•	55	35	100	•		•	•		•	•	•	•	

TECHNICAL



A, B = Barrel Size
 C = Total Length
 Barrel size starts from 30mm

CLASSROOM CYLINDERS

THE CLASSROOM CYLINDER ALLOWS THE DOOR TO BE LOCKED AND UNLOCKED FROM THE OUTSIDE USING A KEY.

FROM THE INSIDE THE DOOR CAN ONLY BE UNLOCKED USING THE THUMB TURN, THE DOOR CANNOT BE LOCKED FROM THE INSIDE. THIS MIGHT BE USED IN A CLASSROOM TO AVOID A SITUATION WHERE CHILDREN HAVE LOCKED THE CLASSROOM FROM THE INSIDE, NECESSITATING A KEY HOLDER TO COME AND UNLOCK THE DOOR.

FOR SAFETY REASONS THE CYLINDER HAS A TURN ON THE INSIDE WHICH WILL ONLY UNLOCK THE DOOR IF AN OCCUPIER HAS BEEN ACCIDENTALLY LOCKED INSIDE.

ANTI-BARRICADE CYLINDERS

IN SOME CIRCUMSTANCES SUCH AS SECURE INSTITUTIONS, CARE HOMES AND PSYCHIATRIC FACILITIES, IT IS DESIRABLE TO PREVENT THE INSIDE THUMB TURN ON THE CYLINDER BEING USED TO HOLD THE DEADBOLT IN THE LOCKED POSITION, PREVENTING ACCESS BY KEY FROM OUTSIDE.

THIS CLUTCH MECHANISM IS AVAILABLE WHICH ISOLATES THE THUMB TURN FROM THE KEYWAY SO THAT IN AN EMERGENCY THE KEY WILL OVERRIDE THE THUMB TURN IF IT IS BEING HELD.

GET IN TOUCH WITH OUR DEDICATED CYLINDERS TEAM TO DISCUSS YOUR BESPOKE REQUIREMENTS CALL: **01228 673501** OR EMAIL: **CYLINDERSALES@ZOO-HARDWARE.CO.UK**



V5EP70CRRC
(Right)

V5EP70 – CR80

V5 euro classroom cylinder & turn

KEY FEATURES

- BS EN 1303
- Anti-drill cylinder
- Anti-pick cylinder
- Break-off system

STANDARDS



FINISHES



POLISHED CHROME SATIN CHROME



V10EP70CRPB

V10EP70CR – 80CR

V10 restricted euro classroom cylinder & turn

KEY FEATURES

- BS EN 1303
- Anti-drill cylinder
- Anti-pick cylinder
- Available as:
 - Body only
 - Key to differ (E)
 - Keyed alike (KA)
 - Master keyed (MK)
- Stamped for ease of re-ordering

STANDARDS



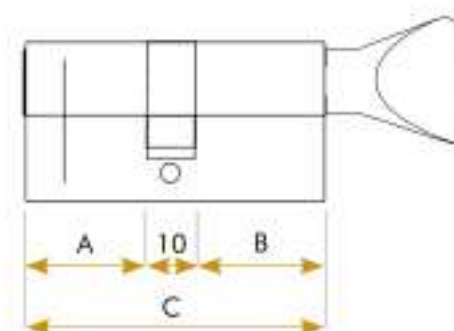
FINISHES



POLISHED BRASS POLISHED CHROME SATIN CHROME

PRODUCT CODES	5-PIN	10-PIN RESTRICTED	A - MM	B - MM	C - MM	OFFSET	ADJUSTABLE CAM	ANTI-DRILL	ANTI-PICK	BREAK-OFF SYSTEM	FIRE DOOR TESTED	AVAILABLE FINISHES		
												PB	PC	SC
V5EP70CR	•		30	30	70			•	•	•	•		•	•
V5EP80CR	•		35	35	80			•	•	•	•		•	•
V10EP70CRR (Right)		•	30	30	70			•	•		•		•	•
V10EP70CRL (Left)		•	30	30	70			•	•		•		•	•
V10EP80CRR (Right)		•	35	35	80			•	•		•		•	•
V10EP80CRL (Left)		•	35	35	80			•	•		•		•	•

TECHNICAL



A, B = Barrel Size
C = Total Length

Barrel size starts from 25mm

VIER

V5 & V10 CYLINDERS



V5RMC20PC

V5RMC20 / V5TRC20

V5 rim & threaded rim cylinder bodies

KEY FEATURES

- BS EN 1303
- Anti-drill cylinder
- Anti-pick cylinder
- Available as:
 - Body only
 - Key to differ (E)
 - Keyed alike (KA)
 - Master keyed (MK)

STANDARDS



FINISHES



V10RMC20PB

V10RMC20

V10 restricted universal rim cylinder

KEY FEATURES

- BS EN 1303
- Anti-drill cylinder
- Anti-pick cylinder
- Available as:
 - Body only
 - Key to differ (E)
 - Keyed alike (KA)
 - Master keyed (MK)

STANDARDS



FINISHES



PRODUCT CODES	5-PIN	10-PIN RESTRICTED	A - MM	B - MM	C - MM	OFFSET	ADJUSTABLE CAM	ANTI-DRILL	ANTI-PICK	BREAK-OFF SYSTEM	FIRE DOOR TESTED	AVAILABLE FINISHES			
												PB	PC	SC	BK
V5RMC20 (Rim cylinder)	•		25	25	60			•	•		•	•	•	•	
V5TRC20 (Threaded cylinder)	•		25	5	40			•	•		•	•	•		
V10RMC20		•	30	5	45			•	•		•	•	•		

CONSTRUCTION CYLINDERS

DURING THE CONSTRUCTION PROCESS IT IS NORMAL PRACTICE FOR THE CONTRACTORS TO HAVE CONTROL OF THE KEYS TO EACH CYLINDER BEING FITTED TO THE BUILDING. THIS COMPROMISES SECURITY AS KEYS CAN BECOME LOST OR STOLEN.

WITH CONSTRUCTION KEYING A SPECIAL PIN IS INCORPORATED INTO THE CYLINDER WHICH ALLOWS A SINGLE 'CONSTRUCTION KEY' TO BE ISSUED TO THE CONTRACTORS SO THEY CAN GAIN FULL ACCESS DURING THE CONSTRUCTION PERIOD. ONCE THE CONSTRUCTION PERIOD IS COMPLETED, THE CONSTRUCTION KEY IS RENDERED UNUSABLE ONCE THE MAIN KEY IS OPERATED.

CONSTRUCTION CYLINDERS
ARE ONLY AVAILABLE IN THE
V10 CYLINDER.

GET IN TOUCH WITH OUR DEDICATED CYLINDERS TEAM TO
DISCUSS YOUR BESPOKE REQUIREMENTS CALL: **01228 673501**
OR EMAIL: **CYLINDERSALES@ZOO-HARDWARE.CO.UK**

VIER

V5 & V10 CYLINDERS

V5OP45SPB



V5OP60DSC



V5OP60CTSC

V5OP40S / 45S

V5 oval single cylinders

V5OP60D / 70D / 80D

V5 oval double cylinders

V5OP60CT / 70CT / 80CT

V5 oval cylinder & turns

KEY FEATURES

- Anti-drill cylinder

STANDARDS



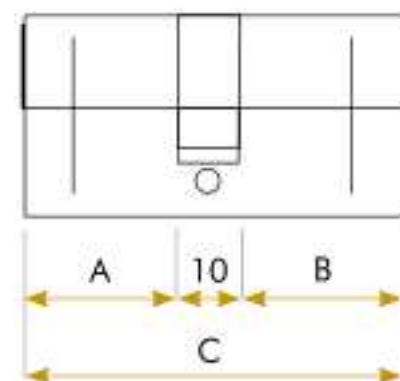
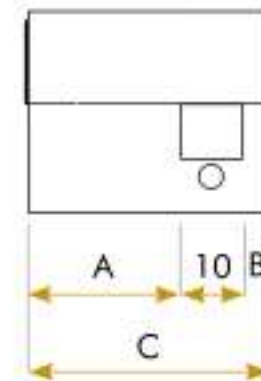
FINISHES



POLISHED BRASS SATIN CHROME

PRODUCT CODES	5-PIN	10-PIN RESTRICTED	A - MM	B - MM	C - MM	OFFSET	ADJUSTABLE CAM	ANTI-DRILL	ANTI-PICK	BREAK-OFF SYSTEM	FIRE DOOR TESTED	AVAILABLE FINISHES			
												PB	PC	SC	BK
V5OP40S	•		25	5	40			•			•	•	•	•	
V5OP45S	•		30	5	45			•			•	•	•	•	
V5OP60D	•		25	25	60			•			•	•	•	•	
V5OP70D	•		30	30	70			•			•	•	•	•	
V5OP80D	•		35	35	80			•			•	•	•	•	
V5OP60CT	•		25	25	60			•			•	•	•	•	
V5OP70CT	•		30	30	70			•			•	•	•	•	
V5OP80CT	•		35	35	80			•			•	•	•	•	

TECHNICAL



A, B = Barrel Size
C = Total Length

Barrel size starts from 25mm

V10OP42SSC



V10OP64DPB



V10OP70CTPC

V10OP42S / 46S

V10 restricted oval single cylinders

V10OP64D / 70D / 80D

V10 restricted oval double cylinders

V10OP64CT / 70CT / 80CT

V10 restricted oval cylinder & turns

KEY FEATURES

- Anti-drill cylinder
- Available as:
 - Body only
 - Key to differ (E)
 - Keyed alike (KA)
 - Master keyed (MK)
- Stamped for ease of re-ordering

STANDARDS



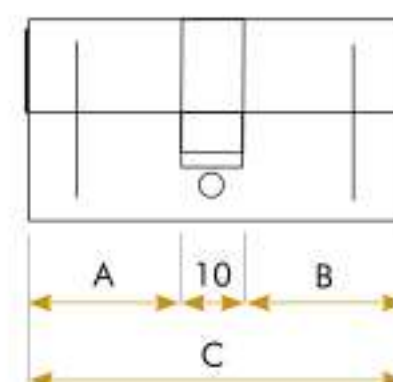
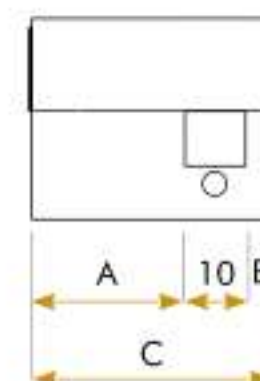
FINISHES



POLISHED BRASS POLISHED CHROME SATIN CHROME

PRODUCT CODES	5-PIN	10-PIN RESTRICTED	A - MM	B - MM	C - MM	OFFSET	ADJUSTABLE CAM	ANTI-DRILL	ANTI-PICK	BREAK-OFF SYSTEM	FIRE DOOR TESTED	AVAILABLE FINISHES			
												PB	PC	SC	BK
V10OP42S		•	27	5	42			•			•	•	•	•	
V10OP46S		•	41	5	46			•			•	•	•	•	
V10OP64D		•	27	27	64			•			•	•	•	•	
V10OP70D		•	30	30	70			•			•	•	•	•	
V10OP80D		•	35	35	80			•			•	•	•	•	
V10OP64CT		•	27	27	64			•			•	•	•	•	
V10OP70CT		•	30	30	70			•			•	•	•	•	
V10OP80CT		•	35	35	80			•			•	•	•	•	

TECHNICAL



A, B = Barrel Size
C = Total Length

Barrel size starts from 25mm

VIER

V5 & V10 CYLINDERS



V5OPSOI-31SC



V5OPSOO-31PB

V5OPSOI-31

V5 Scandinavian oval cylinder (inner)

V5OPSOO-31

V5 Scandinavian oval cylinder (outer)

KEY FEATURES

- Anti-drill cylinder
- Available as:
 - Body only
 - Key to differ (KTD)
 - Keyed alike (KA)
 - Master keyed (MK)

STANDARDS



FINISHES



POLISHED BRASS SATIN CHROME

V10OPSOI31

V10 restricted Scandinavian oval cylinder (inner)



V10OPSOI31PB



V10OPSO31SC

V10OPSO31

V10 restricted Scandinavian oval cylinder (outer)

KEY FEATURES

- Anti-drill cylinder
- Available as:
 - Body only
 - Key to differ (KTD)
 - Keyed alike (KA)
 - Master keyed (MK)

STANDARDS



FINISHES



POLISHED BRASS SATIN CHROME

PRODUCT CODES	5-PIN	10-PIN RESTRICTED	A - MM	B - MM	C - MM	OFFSET	ADJUSTABLE CAM	ANTI-DRILL	ANTI-PICK	BREAK-OFF SYSTEM	FIRE DOOR TESTED	AVAILABLE FINISHES			
												PB	PC	SC	BK
V5OPSOI-31 (Inner)	•		-	-	31			•			•	•			
V5OPSOO-31 (Outer)	•		-	-	31			•			•	•			
V10OPSOI31 (Inner)		•	-	-	60			•			•	•			
V10OPSO31 (Outer)		•	-	-	40			•			•	•			

TECHNICAL





V5EP45SSCKA11

V5 - KA11

V5 Stock suite - Keyed alike cylinders

KEY FEATURES


- BS EN 1303
- Anti-drill cylinder
- Anti-pick cylinder
- Break-off system*

* Does not apply to the V5RM or V5TC

STANDARDS



FINISHES



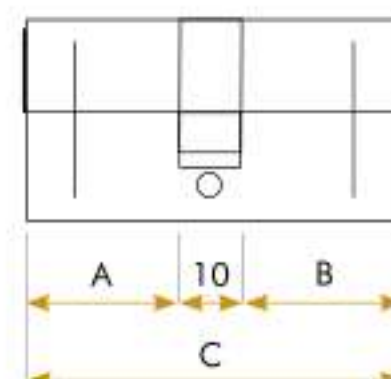
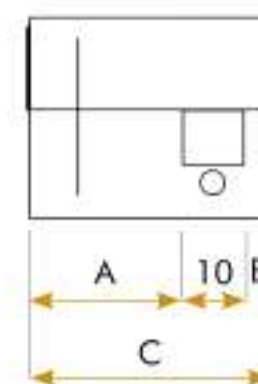
V5EP80DPBKA11



V5TRC20PCKA11

PRODUCT CODES	5-PIN	10-PIN RESTRICTED	A - MM	B - MM	C - MM	OFFSET	ADJUSTABLE CAM	ANTI-DRILL	ANTI-PICK	BREAK-OFF SYSTEM	FIRE DOOR TESTED	AVAILABLE FINISHES				
												PB	PC	SC	BK	
V5EP40SKA11	•		25	5	40			•	•	•	•			•		
V5EP45SKA11	•		30	5	45			•	•	•	•			•	•	•
V5EP60DKA11	•		25	25	60			•	•	•	•			•	•	•
V5EP70DKA11	•		30	30	70			•	•	•	•			•	•	•
V5EP80DKA11	•		35	35	80			•	•	•	•			•	•	•
V5EP60CTKA11	•		27	27	64			•	•	•	•			•	•	•
V5EP70CTKA11	•		30	30	70			•	•	•	•			•	•	•
V5EP80CTKA11	•		35	35	80			•	•	•	•			•	•	•
V5RMC20KA11	•		-	-	20						•			•	•	•
V5RTC20KA11	•		-	-	20						•				•	•

TECHNICAL



A, B = Barrel Size
C = Total Length

Barrel size starts from 25mm

VIER

V5 & V10 CYLINDERS



V10EP46SPCKA31

V10EP - KA31

V10 restricted stock suite - Keyed alike cylinders

KEY FEATURES

- BS EN 1303
- Anti-drill cylinder
- Anti-pick cylinder

STANDARDS



FINISHES



POLISHED BRASS POLISHED CHROME SATIN CHROME

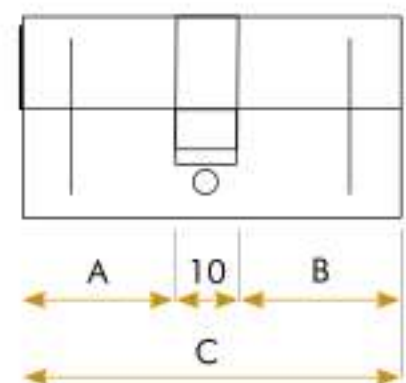
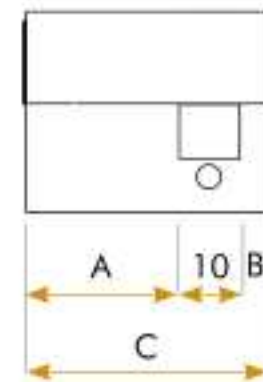


V10EP80DSCKA31



V10RMC20PBKA31

TECHNICAL



A, B = Barrel Size
C = Total Length

Barrel size starts from 25mm

PRODUCT CODES	5-PIN	10-PIN RESTRICTED	A - MM	B - MM	C - MM	OFFSET	ADJUSTABLE CAM	ANTI-DRILL	ANTI-PICK	BREAK-OFF SYSTEM	FIRE DOOR TESTED	AVAILABLE FINISHES			
												PB	PC	SC	BK
V10EP42SKA31		•	27	5	42			•	•		•	•	•	•	
V10EP46SKA31		•	31	5	46			•	•		•	•	•	•	
V10EP64DKA31		•	27	27	64			•	•		•	•	•	•	
V10EP70DKA31		•	30	30	70			•	•		•	•	•	•	
V10EP80DKA31		•	35	35	80			•	•		•	•	•	•	
V10EP64CTKA31		•	27	27	64			•	•		•	•	•	•	
V10EP70CTKA31		•	30	30	70			•	•		•	•	•	•	
V10EP80CTKA31		•	35	35	80			•	•		•	•	•	•	
V10RMC20KA31		•	-	-	20			•	•		•	•	•	•	

ACCESSORIES

To suit all EP and OP products



DLTPC

DLT

Disabled large turn to suit cylinder

PRODUCT CODES

- DLTPB
- DLTPC
- DLTSC



DTPB

DT

Designer turn to suit cylinder

PRODUCT CODES

- DTPB
- DTPC
- DTSC



STSC

ST

Standard turn to suit cylinder

PRODUCT CODES

- STPB
- STPC
- STSC

FINISHES



POLISHED
BRASS

POLISHED
CHROME

SATIN
CHROME

VIER

V5 & V10 CYLINDERS



V5DK



V5KB



V5KR

ACCESSORIES

To suit all V5EP and V5OP products

V5MK

Master key & sub master key

PRODUCT CODES

- V5MK – (To suit bespoke MK suite)
- V5MK1 – (To suit MK1 stock suite – master key only)
- V5MK2 – (To suit MK2 stock suite – master key only)

V5DK

Differ key

PRODUCT CODES

- V5DK

V5KB

5 pin square key blanks

PRODUCT CODES

- V5KB

V51700

Cylinder retaining screws

PRODUCT CODES

- V51700EB – 64mm
- V51700NP – 64mm

V5KR

Key rings (per 100 No.)

PRODUCT CODES

- V5KR

**Always obtain official Vier keys that are cut from code.
Please do not use 3rd party copy keys or traced keys.**

Zoo Hardware Ltd record the cutting depths and details of all keys when produced in our cylinder centre. This secure data base works with our key cutting machines to accurately cut keys to code.

A key that is not in tolerance with the correct cut depths & spaces can create issues in operation and in some instances render the cylinder inoperable. A correctly cut key that is cut to code will prevent this.

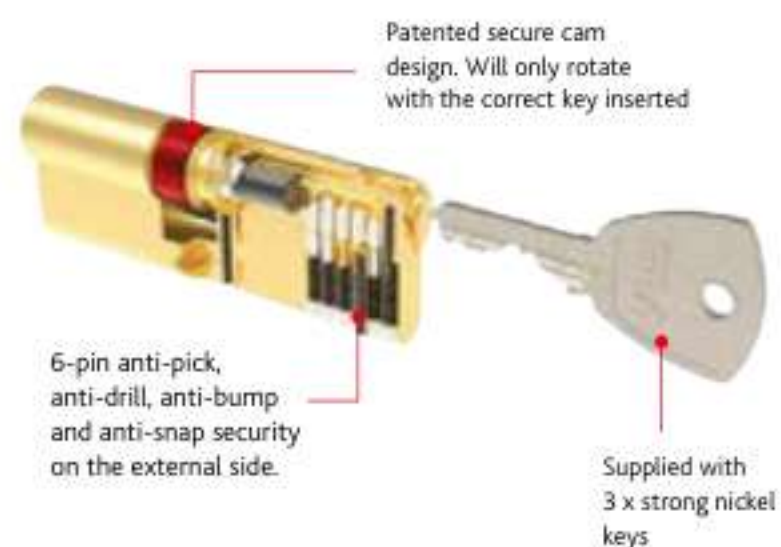


Contact our sales team for further details

ERA 
 TS007:2014+A2:2018
 BS EN 1303:2015
**High Security 3 Star
 Euro Profile Cylinder**
 SECURITY LOCKED WITHIN.

FEATURES

- The cleverly designed central cam, will only rotate with the use of the correct key. So stays locked until you choose to unlock the door
- Fitted with a sacrificial snap line, the external half of the cylinder will snap at a designated point when under attack, protecting the central cam from any unwanted access, but still allows anyone with the correct key to operate the cylinder internally
- Independently tested and certified in accordance with British Kitemark TS007:2014+A2:2018 3 Star accreditation (TS007 3*) and to BS EN 1303:2015
- 6-pin high security cylinder with anti-pick and anti-bump security pins; and anti-drill rods
- For ease of installation, the orientation is clearly marked on the cylinder, internal (INT) and external (EXT) and on an easy peel sticker
- Available in Satin Chrome, Polished Chrome or Satin Brass finishes, suitable for use with door handles with a Euro profile design
- Choice of single, double or thumbturn designs. Paired keyed alike cylinders for front and back door applications available
- Supplied with three strong nickel keys. Keys are uniquely coded to allow for ease of re-ordering replacement or additional keys
- BSI-approved re-pinning at ZOO - keyed alike, master key or supplied key to differ as standard.



Classification

The ERA 3 Star high security cylinder carries the British Standard 3* Kitemark TS007:2014+A2:2018 and BS EN 1303:2015 accreditations.

Classification:

Category Of Use	1
Durability	6
Door Mass	0
Suitability of Fire resistant / Smoke Control Doors	1
Safety	0
Corrosion	C
Key Related Security	6
Attack Resistance	D



Anti-snap



Anti-bump



Anti-drill



Anti-pick



Security Coded Key
 6-Pin anti-pick, anti-drill, anti-bump and anti-snap security.



Certified British Standard 3* Kitemark
 TS007:2014+A2:2018 and BS EN 1303:2015



Patented Cam Design
 Will only rotate with the correct key.

10 YEAR

Mechanical Guarantee

5 YEAR

Anti-Snap Guarantee



t
 Timber

c
 Composite

p
 PVC

a
 Aluminium



BESPOKE CYLINDER KEYING SERVICE

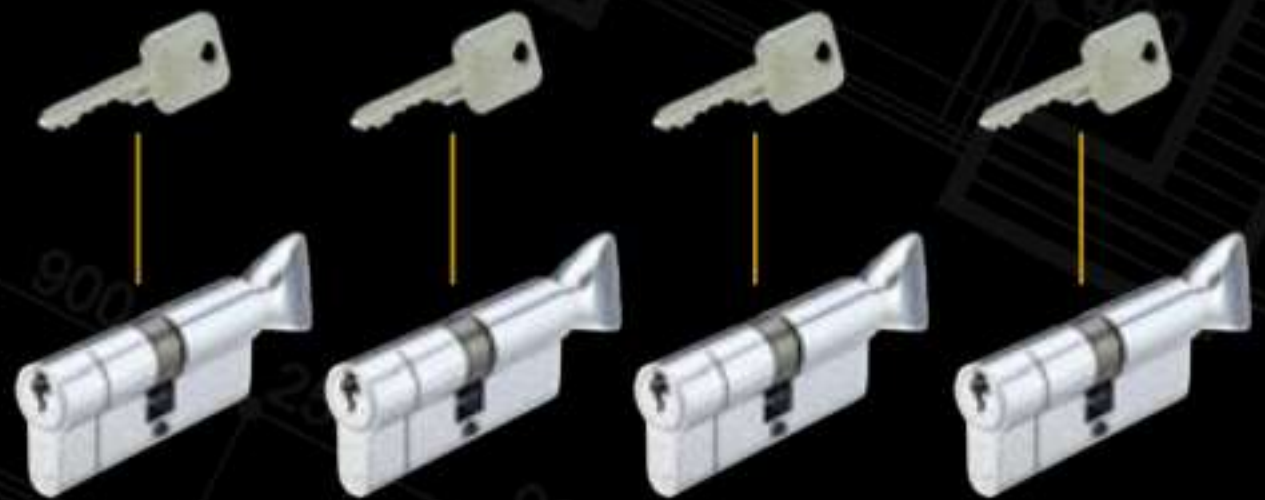
MASTER KEY SYSTEMS CAN BE BUILT BESPOKE
AS PER BUILDING REQUIREMENTS FROM
EXCEL FILES, FLOOR PLANS OR SITE SURVEYS

GET IN TOUCH WITH OUR DEDICATED CYLINDERS TEAM TO DISCUSS
YOUR BESPOKE REQUIREMENTS CALL: **01228 673501** OR
EMAIL: **CYLINDERSALES@ZOO-HARDWARE.CO.UK**

OUR BESPOKE CYLINDER KEYING SERVICE OFFERS THE FOLLOWING KEYING SYSTEMS TO SUIT YOUR REQUIREMENTS:

KEYED TO DIFFER

EACH LOCK IS OPENED BY ITS OWN UNIQUE KEY, WHICH DOES NOT OPEN ANY OTHER LOCK.



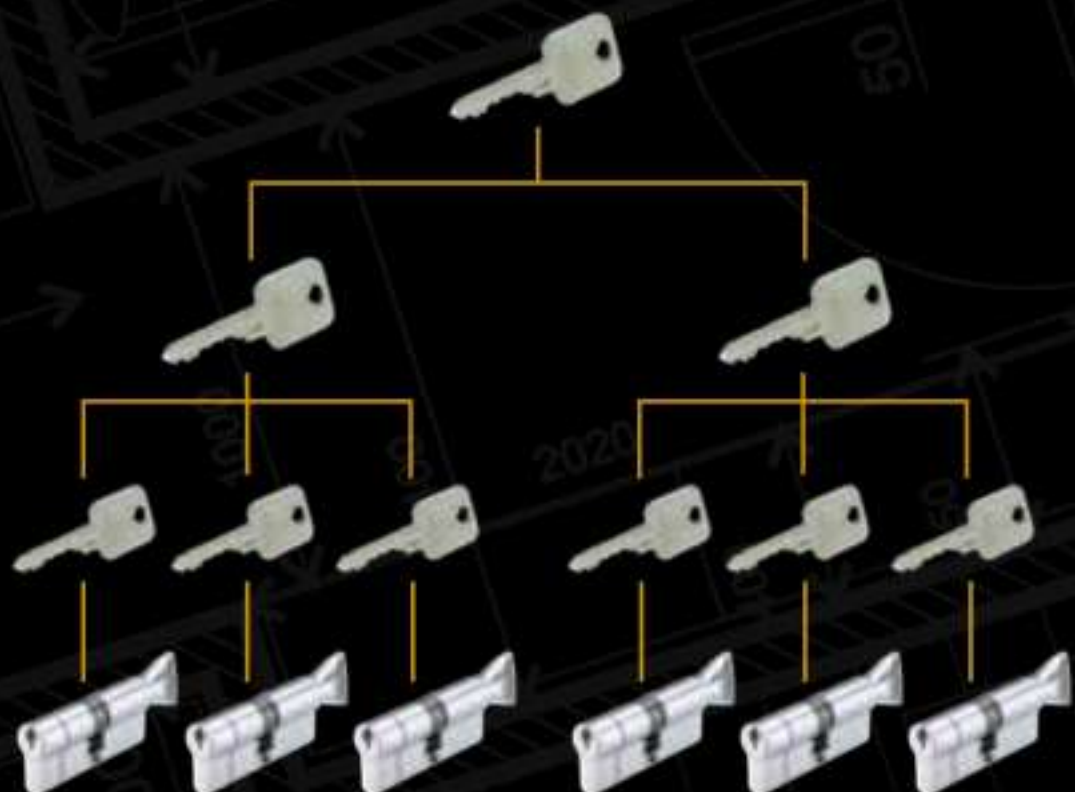
KEYED ALIKE

ALL CYLINDERS IN THE SET ARE OPENED BY THE SAME KEY, THIS OPTION PROVIDES SAME KEY CONVENIENCE AND ELIMINATES THE NEED FOR MULTIPLE KEYS WHERE NUMEROUS CYLINDERS ARE USED.



UNDER MASTER KEY

WHERE ALL CYLINDER LOCKS ARE OPENED BY A SINGLE MASTER KEY THEN EACH OF THE CYLINDER LOCKS ARE OPENED BY THEIR OWN KEY, OFTEN REFERRED TO AS THE SLAVE, CHANGE OR DIFFER KEYS.





The Profab 2000 series plastic access panel provides a simple, economic, non-locking solution to ceilings and walls in a multitude of situations, whether they be new-build or retro-fitted after remedial work.

ZAP

Plastic access panels

PRODUCT CODES


- ZAP100X150
- ZAP150X225
- ZAP200X200
- ZAP300X300
- ZAP350X350
- ZAP450X450
- ZAP550X550

KEY FEATURES

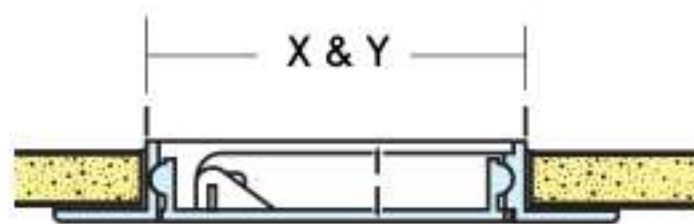
- Non fire rated, lightweight access solution
- Colour white with light texture surface
- Injection moulded high impact styrene
- Passive hinge with press close fastening
- Removable door
- Visible picture frame
- Simple to install
- Can be painted on site to suit
- For ceilings and walls

PLEASE NOTE: We do not recommend sizes greater than 350mm x 350mm for ceiling applications.

EXAMPLE APPLICATION



TECHNICAL



PRODUCT CODES	ORDER SIZE - X & Y	CLEAR OPENING (WITH DOOR REMOVED)	DEPTH	WEIGHT
	MM	MM	MM	KG
ZAP100X150	100 x 150	88 x 138	21	0.15
ZAP150X225	150 x 225	138 x 213	21	0.20
ZAP200X200	200 x 200	188 x 188	21	0.30
ZAP300X300	300 x 300	288 x 288	21	0.40
ZAP350X350	350 x 350	338 x 338	21	0.48
ZAP450X450	450 x 450	438 x 438	21	1.00
ZAP550X550	550 x 550	538 x 538	21	1.50



SECURITY BARRICADE | **SINGLE & DOUBLE DOOR**

LOCKDOWN

Security barricade devices

Free standing security barricade devices suitable for inward and outward swinging doors up to 1100mm wide or double doors up to 60mm thick. Tested to PAS24 impact resistance standards.

LOCKDOWN IS A FREE STANDING SECURITY BARRICADE DEVICE THAT CAN BE DEPLOYED IN AN EMERGENCY SITUATION IN SECONDS, KEEPING OCCUPANTS SAFE INSIDE AND THE THREAT OUT. IT WORKS COMPLETELY INDEPENDENTLY SO A ROOM WITHOUT LOCKS CAN STILL BE SECURED.

LOCKDOWN IS ALSO IDEAL AS A SECONDARY SOLUTION TO LOCK DOWN A DOOR AT SPEED, BUYING TIME. LOCATING KEYS AND LOCKING A DOOR ISN'T NECESSARILY AN EASY TASK IN AN EMERGENCY SITUATION.



WHY LOCKDOWN?

RUN

- ESCAPE if you can
- LEAVE belongings behind
- STAY TOGETHER - Insist others leave with you
- Can you get out **WITHOUT EXPOSING** yourself?

HIDE

- If you can't run, **HIDE**
- Stay quiet, **SILENCE** your phone & **TURN OFF** vibrate
- Cover from view **DOESN'T** mean you are safe
- Bullets penetrate **GLASS, BRICK, WOOD & METAL**

LOCKDOWN

- LOCK or BARRICADE yourself in
- Use on doors **WITH** or **WITHOUT** locks
- REMOVES QUICKLY - for assistance
- PAS 024** Tested to **PAS24** Impact Resistance Standards - you can deploy & move away
- QUICK** to deploy

TELL

- CALL 999** If you can't talk, **LISTEN** to their instructions
- DIRECTION & LOCATION**
- DISCRPTIONS:** numbers, features, clothing weapons
- FURTHER INFORMATION** Casualties; type of injury, entrances/exits, hostages?

RUN HIDE LOCKDOWN TELL

CLEARLY, IN TODAY'S WORLD, TERROR IS NO LONGER A DISTANT MENACE. IT CAN STRIKE AT THE HEART OF OUR COMMUNITIES.

THE PUBLIC IS BEING EDUCATED TO RUN, HIDE, TELL. ERA LOCKDOWN EMERGENCY BARRICADE DEVICES CONFORM TO COUNTER TERRORISM GUIDANCE FOR SAFELY SECURING THE DOOR TO A HIDING PLACE, BUYING PRECIOUS SECONDS BEFORE THE SECURITY SERVICES ARRIVE.

LOCKDOWN

SECURITY BARRICADES



ERA-LOCKDOWN-SGL-A

Single door device

PRODUCT CODES

- ERA-LOCKDOWN-SGL-A

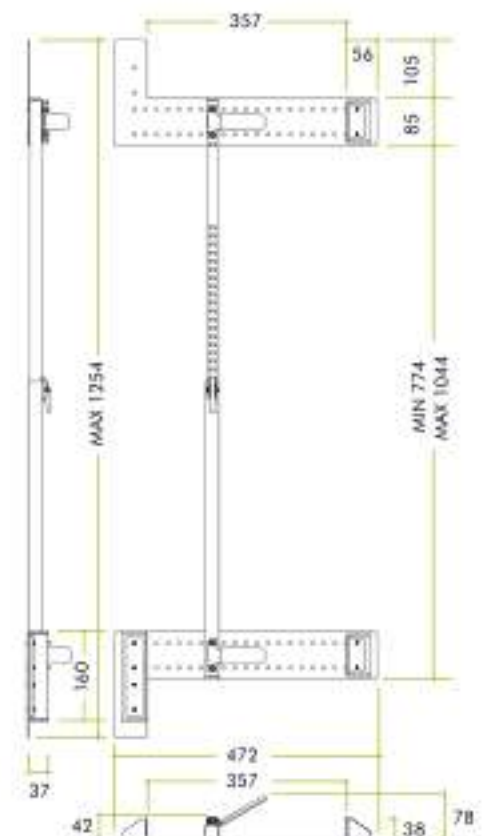
KEY FEATURES

- Suitable for inward and outward swinging single doors from 650mm to 1100mm width
- Securely locks to protect a room and occupants from outside forced entry
- Free standing secondary lightweight device (only 4kg) easily transferable to another access point if required
- Tested to PAS24 Impact Resistance Standards
- Includes wall fixings for fast access and deployment

STANDARDS



TECHNICAL



Tested to PAS24 Impact Resistance Standards:

- Soft Body and Hard Body Impact tests
- Standards Applied Load tests

FINISHES

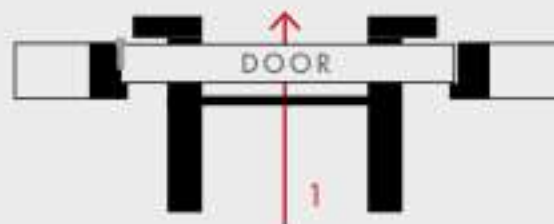


POWDER
COATED
BLACK

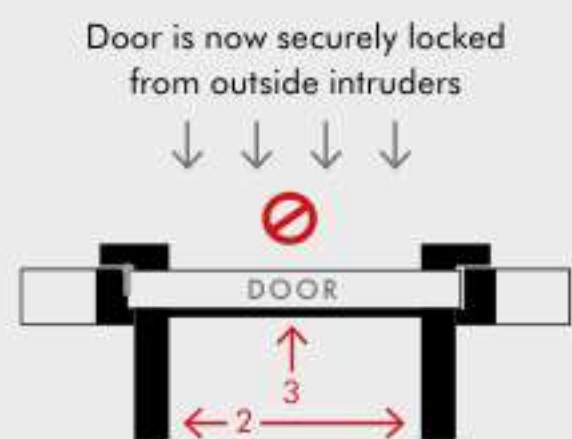
OUTWARD SWINGING DOORS VIEW FROM OUTSIDE



STEP 1
CLOSE THE DOOR
(AND DON'T PANIC)



STEP 2
(1) SLIDE LOCKDOWN
UNDERNEATH THE CLOSED DOOR

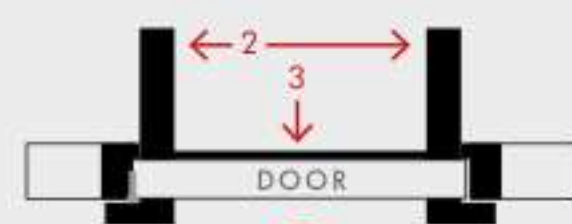


Door is now securely locked
from outside intruders

STEP 3
(2) SLIDE ARMS TO FIT WIDTH OF
DOOR FRAME, (3) THEN SLIDE LOCK
FORWARD TO FIT DOOR THICKNESS



INWARD SWINGING DOORS VIEW FROM OUTSIDE



Door is now securely locked
from outside intruders



ERA-LOCKDOWN-DBL-50 ERA-LOCKDOWN-DBL-60

Double door device

PRODUCT CODES

- ERA-LOCKDOWN-DBL-50
- ERA-LOCKDOWN-DBL-60

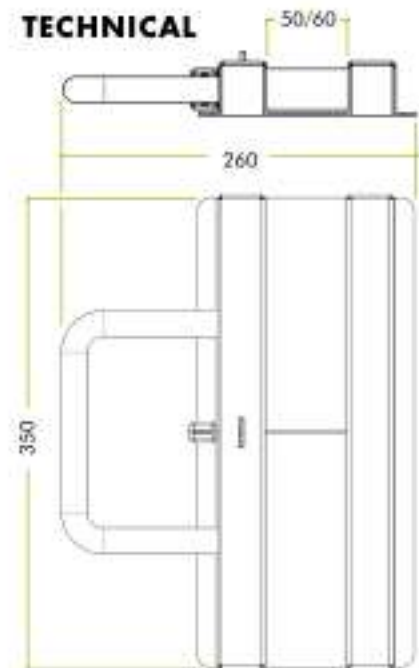
KEY FEATURES

- Suitable for inward and outward swinging double doors up to 60mm thick
- Securely locks to protect a room and occupants from outside forced entry
- Free standing secondary lightweight device (only 3kg) easily transferable to another access point if required
- Tested to PAS24 Impact Resistance Standards
- Includes wall fixings for fast access and deployment

STANDARDS



TECHNICAL



Tested to PAS24 Impact Resistance Standards:

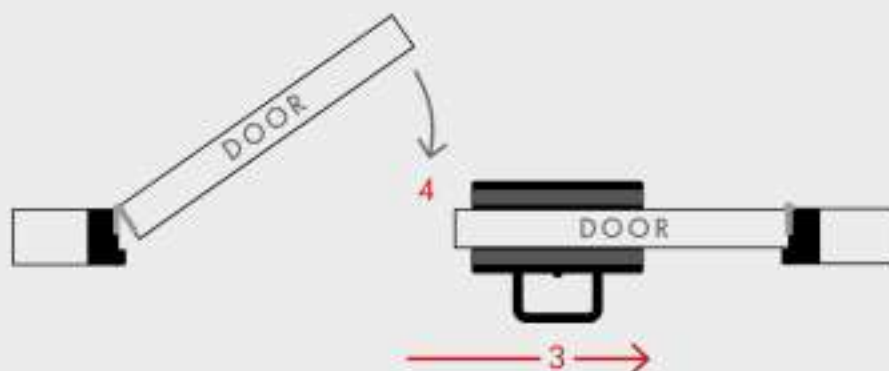
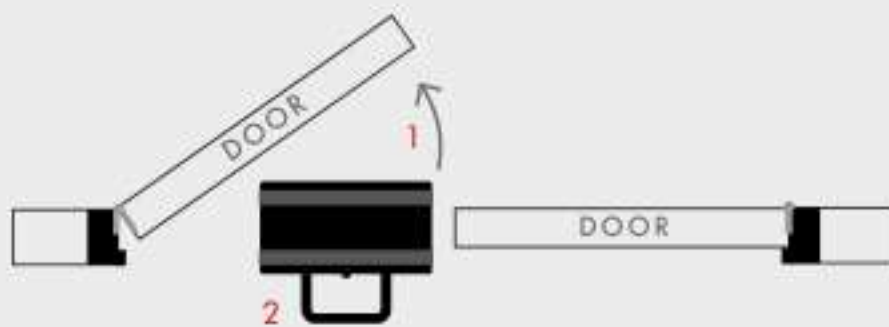
- Soft Body and Hard Body Impact tests
- Standards Applied Load tests

FINISHES

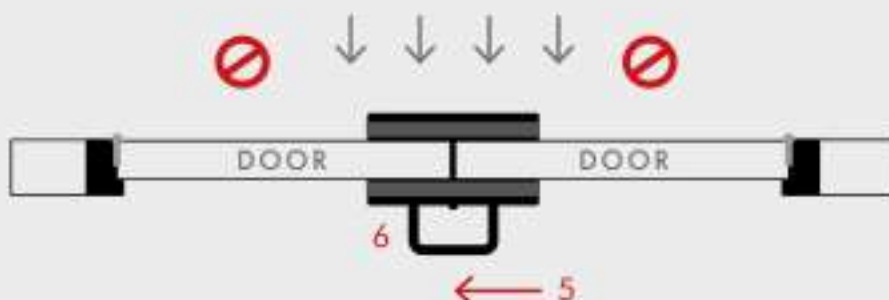


POWDER
COATED
BLACK

INWARD & OUTWARD SWINGING DOORS SAME APPLICATION APPLIES TO BOTH INSTANCES



Door is now securely locked from outside intruders



STEP 1

- (1) OPEN JUST ONE OF THE DOUBLE DOORS WHILE THE OTHER IS CLOSED, (2) POSITION LOCKDOWN DEVICE IN-LINE WITH THE CLOSED DOOR

STEP 2

- (3) SLIDE LOCKDOWN FULLY UNDER THE CLOSED DOOR, (4) THEN CLOSE THE OPEN DOOR

STEP 3

- (5) SLIDE LOCKDOWN UNDERNEATH THE CLOSED DOOR SO IT COVERS BOTH DOORS, (6) ADJUST LOCKDOWN SO IT FITS THE DOOR THICKNESS AND IS FULLY SECURE

STANDARDS

DDA, BS8300, APPROVED DOCUMENT M & THE EQUALITY ACT

DDA, BS8300, Approved Document M & The Equality Act

The Disability Discrimination Act (DDA) works to protect people with disabilities – including blind and partially sighted people – from discrimination.

In 2010, the DDA was replaced with the Equality Act in England, Scotland and Wales. Specifically, the DDA now applies in Northern Ireland only.

A common misconception is that Architectural Hardware needs to be designed to be DDA compliant, strictly speaking, elements originally covered by the DDA are now covered in the Equality Act (EA) 2010 which incorporated (and repealed) the DDA.

This means that the Equality Act therefore renders the term 'DDA compliant' obsolete.

Operating forces of doors when installed with overhead door closers:

UK Fire resistant doors are required to achieve a minimum closing force of between **18 & 26 Newton Metres (Size 3 in accordance with BS EN1154:1997)**.

DDA / Equality Act / BS8300 states that the opening force be no more than 30 N from 0° (closed position) to 30° open.

Specific opening forces of Vier adjustable power door closers:

The **VDC0025** product is supplied pre set at Size 3 - by adjusting the spring power down by 1.5 turns the closer will achieve a reduced closing force that is still in accordance with Size 3 –

Due to the efficiency of the closers the opening forces are less than 30 Newtons on a minimum door width of 905mm.

The **VDC0024A1** product is supplied pre set at Size 3 –

Due to the efficiency of the closers the opening forces are less than 30 Newtons on a minimum door width of 895mm.

Note: These opening forces are according to specific controlled Test Lab Data. However other installed hardware may affect the force readings – Additional friction on hinges or door seals installed may affect the opening forces.



BS EN 1906

BS EN 1906 Lever handles and knob furniture

BS EN 1906 classifies door furniture by using an 8 digit coding system.

A similar classification applies to all building hardware product standards so that complementary items of hardware can be specified to, for instance, a common level of corrosion resistance, category of use, etc. Each digit refers to a particular feature of the product measured against the standards performance requirements.

Digit 1 – Category of use

Four grades are identified:

- Grade 1: medium frequency of use with a high incentive to exercise care and a small chance of misuse, e.g. internal residential doors;
- Grade 2: medium frequency of use by people with some incentive to exercise care but where there is some chance of misuse, e.g. internal office doors;
- Grade 3: high frequency of use by public or others with little incentive to exercise care and with a high chance of misuse, e.g. public office doors;
- Grade 4: high frequency of use on doors which are subject to frequent violent use, e.g. football stadiums, oil rigs, barracks, public toilets, etc.

Digit 2 – Durability

Two grades of durability are identified:

- Grade 6: medium use - 100 000 cycles
- Grade 7: high use - 200 000 cycles

Digit 3 – Test door mass

No classification.

Digit 4 – Fire resistance

Four grades of fire resistance are identified:

- Grade 0: no performance determined;
- Grade A: for use on smoke door assemblies.
- Grade B: for use on smoke control and fire resistance door assemblies.
- Grade C: for use on smoke control and fire resistance door assemblies with requirement for special core in the handle/knob.

Digit 5 – Safety

Two grades of safety are identified:

- Grade 0: normal use

- Grade 1: safety application - example handles must have high strength handle-to-plate and plate-to-door fixing such that they would withstand a person grabbing in order to prevent falling.

Digit 6 – Corrosion resistance

Five grades are identified according to EN 1670:

- Grade 0: no defined corrosion resistance
- Grade 1: mild resistance - minimum requirement for internal use
- Grade 2: moderate resistance
- Grade 3: high resistance - minimum requirement for external use
- Grade 4: very high resistance - recommended for use in exposed marine atmospheres or very polluted industrial environments.
- Grade 5: exceptionally high corrosion resistance recommended for use in exceptionally severe conditions where long-term protection of the product is required.

Digit 7 – Security

Five grades are identified:

- Grade 0: not approved for use on burglary resistant doors
- Grade 1: mild burglary resistance
- Grade 2: moderate burglary resistance
- Grade 3: high burglary resistance
- Grade 4: extra high burglary resistance

Note: The main requirements include resistance to drilling, close fitting plates or escutcheons to help protect the lock and support the cylinder.

Digit 8 – Type of operation

Three operation types are identified:

- Type A: spring assisted furniture
- Type B: spring loaded furniture
- Type U: unsprung furniture



BS EN 12209

BS EN 12209 Locks and latches

BS EN 12209 classifies mechanically operated locks, latches and locking plates using an 11 digit coding system.

Each digit refers to a particular feature of the product measured against the standards performance requirements.

Digit 1 – Category of use

Three grades are identified:

- Grade 1: low frequency of use with a high incentive to exercise care and a small chance of misuse, e.g. internal residential doors
- Grade 2: medium frequency of use by people with some incentive to exercise care but where there is some chance of misuse, e.g. internal office doors
- Grade 3: high frequency of use by public or others with little incentive to exercise care and with a high chance of misuse, e.g. public doors

Digit 2 – Durability

Twelve grades are identified with maximum figures for deadbolt and snib operation, and latch bolt operation with and without side load.

Digit 3 – Door mass and closing force

Nine grades are identified with maximum figures for closing force at various door masses. Note: Closing force is from a standing start: i.e. fully extended latch bolt in contact with striking plate at start of test.

Digit 4 – Fire resistance

Two grades are identified:

- Grade 0: not approved for use on fire/smoke door assemblies
- Grade 1: suitable for use on fire/smoke door assemblies tested to BS EN 1634-1 etc

Digit 5 – Safety (N/A)

Digit 6 – Corrosion resistance

Eight grades are identified neutral salt-spray with and without temperature resistance

Digit 7 – Security

Seven grades are identified with maximum figures relating to physical attack, with or without drilling.

Digit 8 – Field of door application

Fifteen grades are identified for differing applications - hinged or sliding doors with rim or mortice locks with either keyless egress from inside or key locking from both sides. The grading determines which application is appropriate. In addition, there is a requirement that lock/latch should not be removable from outside or, for grades K to R, from inside using "standard" tools. Grades H and P require support for the lock case when installed.

Digit 9 – Type of key operation and locking

Nine grades are identified for differing types of key operation. The grading determines how the lock is assessed for deadlocking. There is a maximum key torque operating requirement of 1.5Nm and a minimum key strength requirement of 2.5Nm.

Digit 10 – Type of spindle operation

Five grades are identified:

- Grade 0: lock without follower
- Grade 1: lock with sprung lever or knob
- Grade 2: lock with light unsprung lever
- Grade 3: lock with heavy unsprung lever
- Grade 4: lock with manufacturer's own specification furniture

Digit 10 – Type of spindle operation

Nine grades are identified relating to the number of differs and levers:

- Grade 0: no requirements
- Grade A: minimum 3 detaining elements
- Grade B: minimum 5 detaining elements
- Grade C: minimum 5 detaining elements, extended number of effective differs
- Grade D: minimum 6 detaining elements
- Grade E: minimum 6 detaining elements, extended number of effective differs



BS EN 1935

BS EN 1935 Single axis hinges

BS EN 1935 classifies hinges by using an 8 digit coding system.

A similar classification applies to all building hardware product standards so that complementary items of hardware can be specified to, for instance, a common level of corrosion resistance, category of use, etc. Each digit refers to a particular feature of the product measured against the standards performance requirements.

Digit 1 – Category of use

Four grades are identified:

- Grade 1: light duty
- Grade 2: medium duty
- Grade 3: heavy duty
- Grade 4: severe duty

Digit 2 – Durability

Three grades are identified for single-axis hinges:

European Standard

- Grade 3: 10,000 test cycles, for light duty hinges on windows only
- Grade 4: 25,000 test cycles, for light duty hinges on windows and doors
- Grade 7: 200,000 test cycles, for medium, heavy and severe duty hinges on doors only

Digit 3 – Door mass and closing force

Eight door mass grades related to single-axis hinges are identified in the European Standard as shown below:

Test Door Mass Grade	Door Mass
0	10kg
1	20kg
2	40kg
3	60kg
4	80kg
5	100kg
6	120kg
7	160kg

Digit 4 – Fire resistance

Two grades are identified for single-axis hinges:

- Grade 0: not approved for use on fire/smoke door assemblies
- Grade 1: suitable for use on fire/smoke door assemblies tested to BS EN 1634-1 etc

Digit 5 – Safety

Single-axis hinges are required to satisfy the essential requirements of safety in use. Therefore, only one grade is identified.

Digit 6 – Corrosion resistance

Five grades of corrosion resistance are identified in accordance with EN 1670:

- Grade 0: no defined corrosion resistance
- Grade 1: mild resistance
- Grade 2: moderate resistance
- Grade 3: high resistance
- Grade 4: very high resistance

Digit 7 – Security

Two grades are identified for single-axis hinges:

- Grade 0: not suitable for burglar-resistant door assemblies
- Grade 1: suitable for applications requiring a degree of security

Digit 8 – Hinge Grade

Fourteen grades are identified in this European Standard and are listed below:

Hinge Grade	Usage	Test Cycles	Door Mass
1	Window	10,000	10kg
2	Window	10,000	20kg
3	Window/Door	25,000	20kg
4	Door	200,000	20kg
5	Window	10,000	40kg
6	Window/Door	25,000	40kg
7	Door	200,000	40kg
8	Window	10,000	60kg
9	Window/Door	25,000	60kg
10	Door	200,000	60kg
11	Door	200,000	80kg
12	Door	200,000	100kg
13	Door	200,000	120kg
14	Door	200,000	160kg

STANDARDS

CE / CERTIFIRE

STANDARD INFORMATION

CE marking and Certifire testing

Product Certification for Passive Fire Protection.

The main benefit of Product Certification for Passive Fire Protection is giving the regulator, specifier, customer and end-user confidence with regards to the stated performance of the product and provides an informed choice when purchasing or selecting the product.



CE Marking

CE Marking is the easiest and safest route to providing compliance with the latest UK Construction Products Regulations for hardware used on fire, smoke and escape doors.

CE Marking indicates that the product has been third party performance / fire tested where applicable and is produced in a factory which has satisfied production control systems. All of these have been assessed by an authorised certification organisation.



Certifire

Certifire is an independent third party certification scheme that assures performance, quality, reliability and traceability of fire protection products.

Recognised by regulatory authorities worldwide, it is an internationally respected mark of fire safety and one of the most authoritative in the industry.

A-Z INDEX BY PRODUCT TYPE

A

Accessories	
• VDL	359
• Vier	013
• ZAA	187
• ZBS	374
• ZG4S	019
• ZCA	192
• ZCS	055
• ZCS2	067
• ZCZ	221
• ZHS	423
• ZPS	026, 027
• ZPZ	206
• ZTLKA	402
• ZUK	383-385, 394

Adjustable roller latch	402
--------------------------------------	-----

Anti-germ	
• Back-to-back fixing pack	263
• Escutcheons	261
• Finger plate	262
• Lever on rose	260
• Pull handle	262
• Pull handle rose pack	263
• Turn & release	261

Anti-ligature	
• Cylinder & turn set	035
• Escutcheons	034
• Hinge	032, 410
• Knob on rose	034
• Pull handle	032, 033
• Turn & release	035

Antique	
• Black	278-308

Arched lever	
• ZCS	043, 045
• ZCS2	059, 061

Axle pulley	
• Ball bearing	159

B

Back to back	
• Adaptor (Reguitti)	267
• Fixing pack	053, 055, 067, 187, 263
• Pull handles	033, 066, 186

Backplate (pull handle on)	
• Anti-ligature	032
• FB	131-135
• FF	299

Backplate (lever on)	
• FB	127-129
• FF	283-286
• PRO	272-277
• RM	232-233
• ZAA	182-183
• ZCA	191
• ZCS	049, 050
• ZCZ	220-221
• ZPZ	212

Ball	
• Bearing hinge	414-415, 418-419
• Mortice knob	026, 112, 115, 117, 118, 282

Barrel bolts	
• FB architectural	139-141
• FB heavy duty	142-143
• ZAS	098

Bathroom	
• Door signage	106, 195
• Facility indicator	030, 182
• Intumescent	325

Bathroom (backplate)	
• FF	283-285
• PRO	272-277
• RM	232
• ZAA	182-183
• ZCA	191
• ZCZ	220-221
• ZPZ	212

Bathroom (lock)	
• Contract	391
• DIN lock	354, 362, 367
• Horizontal lock	382
• UK lock	380

Bell push	297
------------------------	-----

Black antique	278-308
----------------------------	---------

Blank keys	386, 446
-------------------------	----------

Bolt	
• Cranked	295, 296
• Door	295, 296
• Surface	173

Bow handle, Victorian	175
------------------------------------	-----

Bracket, handrail	099, 175
--------------------------------	----------

Brighton pattern sash fastener ...	158
---	-----

British Standard locks	
• 5 lever dead	272
• 5 lever retro-fit sash	373
• 5 lever retro-fit dead	373
• 5 lever sash	272

Bulb end	
• Casement fastener	153, 307
• Casement stay	150, 307

Butt hinges, Rising	420
----------------------------------	-----

Butterfly hinge	294
------------------------------	-----

C

Cabin hooks	
• ZAB	172
• ZAS	097
• FF	296

Cabinet hardware	
• Cupped handle	305
• Hinges	294, 318
• Knobs	146-147, 305, 314-317
• Magnetic catch	319
• Pull handle	312-313

Cabinet knobs	
• Antique black	317
• Cube	316
• Facetted glass ball	315
• Frosted glass ball	316
• Glass ball	315
• Oval	316, 317
• Queen Anne	316
• Round	314, 317
• Victorian	315

Casement fastener	
• Bulb end - standard	153, 154, 307
• Bulb end - offset	153
• Curly tail	308
• Monkey tail	306
• Wedge type	154

Casement stays	
• Bulb end	150, 307
• Curly tail	308
• Flush fitting pins	152
• Locking casement stay pin ...	152
• Spoon end	151

INDEX

BY PRODUCT TYPE

- Chain, door**
- Black antique296
 - Heavy duty 174

- Chubb retro-fit**
- Dead lock 373, 389
 - Sash lock373

- Closer, door**
- Size 3342
 - Size 2-4 343, 344, 346
 - Size 2-5 345
 - Size 3-6347

- Coat hook**
- Double hat & coat 092, 145, 304
 - Double robe hook
..... 092, 144, 177, 303
 - Hat & coat.....
..... 093, 145, 176, 303, 304
 - Hat & coat w/rubber 095
 - Heavy duty 094
 - Single coat hook ... 093, 096, 302
 - Single robe hook.....095, 176

- Concealed**
- Handrail bracket..... 099
 - Knuckle hinge 410
 - Mortice knob 114

- Contract**
- Sash lock 390
 - Dead lock 392
 - Bathroom lock 391
 - Tubular bolt through latch ... 290
 - Upright latch..... 392

- Cover plates (RTD lever)**
- ZAA 183
 - ZCS049, 051

- Cranked handle**
- RTD lever on rose 038

- Cross knurled textured**
- Outside access device 014
 - Lever 025, 239

- Curly tail**
- Casement fastener 306, 308
 - Casement stay 308
 - Door bolt 295, 296
 - Lever on rose 285

- Cylinder**
- Door stop 082-083, 144,
..... 170-171, 184, 297
 - Latch pull 086
 - Locks - V5426-446
 - Locks - V10426-466
 - Rim cover 291

D

- 'D' pull handle**
- Anti-germ 262
 - FB 130
 - Reguitti 262
 - Vier 012-013
 - ZAA 186-187
 - ZCA 192
 - ZCS 052
 - ZCS2 064, 066
 - ZCS316 071

- Deadbolt**
- Tubular latch..... 401

- Dead lock**
- 3 lever
- UK replacement 377
- Contract..... 392
- ZUK..... 377, 388
 - 5 lever
- British Standard 372
- Chubb retro-fit377, 389
- ZUK..... 377
 - DIN 355, 358, 362, 364
 - Euro..... 378
 - Flat 379
 - Intumescent 325, 326
 - Night latch 393
 - Oval 378
 - London fire brigade 397

- Designer lever**
- Reguitti 248-266
 - RM 184-201
 - RT..... 236-240
 - Vier 011
 - ZCS045-046
 - ZCS2 062
 - ZCZ 216-218
 - ZPS024-025
 - ZPZ 199-207

- Disabled turn & release**
- ZAA 181
 - ZCA 191
 - ZCS 047
 - ZCS2 063
 - ZCS316 071
 - ZPS 027

- DIN lock**
- Bathroom 354, 362
 - Dead lock 355, 362
 - Escape lock 363
 - Euro sash 352, 361
 - Intumescent pads 323, 328, 368
 - Latch 356, 363
 - Lift to lock 365

- Night latch 353, 361
- Single throw sash357, 364
- Single throw dead 358, 364
- Rebate kit 365
- Roller bathroom 367
- Roller double strike 367
- Roller latch 366
- Roller sash lock 366

- Dog bolt hinge** 414

- Door bolt (curly tail)** 295, 296

- Door chain**
- Black antique296
 - Heavy duty 174

- Door closer**
- Size 3342
 - Size 2-4 343, 344, 346
 - Size 2-5 345
 - Size 3-6347

- Door knocker** 301

- Door stop**
- Cone 081
 - Collared..... 079, 081, 082
 - Cylinder 082-083, 144,
..... 170-171, 184, 297
 - Dome top 168
 - Emergency release..... 421
 - Floor mounted
.....078-082, 167-168, 184
 - Heavy duty 081, 082
 - Oval 078-079, 167, 184
 - Portable..... 168-169
 - Round 080, 167
 - Sloped 080
 - Square 083
 - Wall mounted 082-083, 144,
..... 170-171, 184, 297

- Door stud**..... 290

- Door viewer**
- Intumescent 323
 - Viewer 174

- Double strike (roller DIN)**367

- Dust socket**
- Concrete077, 137
 - Easy-clean..... 136
 - Timber.....087, 137

E

- Emergency release door stop**
(for pivot hinge) 421

Escutcheons

- Anti-ligature 034
- FB 119-120, 126
- FF 288-290
- Reguitti 249, 250, 253, 255,
..... 256, 258, 261, 265, 266
- RM 229, 230
- RT 241
- Vier 011
- ZAA 181
- ZAS 087
- ZCA 189
- ZCS 047
- ZCS2 063
- ZCS316 070
- ZCZ 219
- ZG4S 018
- ZPS 026
- ZPZ 207, 209
- Covered 120, 289
- Security 087
- Square 087, 120
- Victorian 120

Escape lock

- DIN 363

Euro

- Cylinder 428-437
- Dead lock 378
- Horizontal lock 381
- DIN sash lock 352, 357, 361, 366

F

Facetted glass ball knob

- Coloured glass 117, 118, 146

Facility indicator

- ZAA 030, 182
- ZPS 030

Finger plate

- Anti-germ 262
- FB 131-135
- FF 299
- ZAA 185
- ZAS 090-091

Fire brigade locks 397

Fire door

- Complete door packs ... 330-339
- Intumescent pads 322-328
- Signage 107, 195

Fitch fastener

- Locking version 158
- Standard 157-158

Flat

- Dead lock 379
- Intumescent 324, 326
- Latch 379

Fleur De Lys

- Bell push 297
- Cylinder cover 291
- Escutcheon 288
- Letter plate 292
- Lever on backplate 284-285
- Pull handle 300, 302

Flower mortice knob 114

Flush bolt

- Dust socket 077, 137
- Intumescent pack 327
- Lever action 076, 185
- Slide action 014
- Sunk slide 136

Flush pull

- Half moon 084
- Rectangular 084, 138
- Square 085

G

Glass ball mortice knob

- Bubble 117
- Coloured 117-118
- Facetted 117-118
- Frosted 118

Guardsman pull handle

- Back-to-back fixings ... 053, 067
- ZCS 053
- ZCS2 065

H

Handle

- Ring 301
- Victorian bow 175

Hands Free

- Adaptor (Nylon) 039
- Lever on rose 038
- Pull 036-037

Handrail bracket

- ZAB (heavyweight) 175
- ZAS (concealed) 099

Heavy duty

- Barrel bolts 142-143
- Coat hook 094
- Door chain 174
- Door stop 081, 082
- Sash lift 155

- Tubular latch 400

Hex key 161

Hinge

- Anti-ligature 410
- Black antique
 - Butterfly 294
 - Front 293
 - T door 294
- Cabinet 294, 318
- Concealed knuckle 410
- Dog bolt 414
- Grade 11
 - Lift-off 413
 - Ball bearing 415, 419
- Grade 13 414-415
- Grade 14
 - High performance 408
 - Lift-off 411
- Intumescent pads 322, 328
- Pair & a half 414
- Rising butt 420
- Slim knuckle 418
- Spring 416
- Square pivot 421
- Steel door 416, 419
- Washered 417

Hook

- Cabin 097, 172, 296
- Coat 093, 096, 302
- Cylinder 096
- Hat & coat... 092-093, 095, 145,
..... 176, 303, 304
- Robe ... 092, 095, 144, 176, 303
- Under counter 177

Horizontal

- 3 lever lock 382
- Bathroom lock 382
- Euro lock 381
- Latch 381

Hush latch 088

I

Indicator

- Facility 030, 182
- Toilet door 088
- Turn & release 012, 019, 027,
..... 047, 063, 071, 181, 191, 261

Integral slide action flush bolt ... 014

Intumescent packs

- Bathroom lock 325
- Dead lock 325, 326
- Door viewer 323
- DIN locks 323, 328

INDEX

BY PRODUCT TYPE

- Flat latch 324
- Flush bolt 327
- Hinges 322, 328
- Sash lock 325, 326
- Tubular latch..... 326

K

Key

- 3 lever locks 386
- 5 lever locks 386
- Blank 386
- Cylinder
 - V5 differ key 446
 - V5 master key 446
 - V5 square blank 446
 - V5 sub master key 446
- Hex 161
- London fire brigade 397
- Rack bolt 161, 405
- Rings 446

Knob on rose (anti-ligature) 034

Knocker, door 301

Knuckle bearing hinge, slim 418

L

Latch

- Adjustable roller 402
- DIN 356, 363
- Flat 379
- Hush 088
- Horizontal 381
- Night latch DIN 353, 361
- Night latch UK replacement 389
- Pull, cylinder 086
- Roller DIN 366
- Thumb 287
- Tubular 400-401
- Upright 380

Letter, signage 104-105

Letter

- Plate
 - Fleur de Lys 292
 - Ledbury 292
 - Postal 292
 - Traditional 293
 - ZAS 089
- Tidy
 - FF 293
 - ZAS 089

Lever action flush bolt

- FB 136
- ZAA 185
- ZAS 076

Lever on ...

- Backplate
 - FB..... 127-129
 - FF..... 283-286
 - PRO 272-277
 - RM 232-233
 - ZCA 191
 - ZCZ..... 220-221
 - ZPZ 212
- Inner backplate
 - ZAA 182-183
 - ZCS..... 049, 050
- Minimal rose
 - Reguitti 248, 254, 256
- Narrow backplate
 - RM 233
 - FF..... 286
- Round rose
 - Anti-germ 260
 - FB..... 123-125
 - Reguitti 256, 260
 - RM 224-228
 - RT..... 236-239
 - Vier 008-011
 - ZAA 180
 - ZCA 190
 - ZCS 042-046
 - ZCS2 058-062
 - ZCS316 070
 - ZCZ..... 215-218
 - ZG4S 018
 - Zoo Solutions 038
 - ZPZ 199-207
 - ZPS 022-025
- Square rose
 - Reguitti ... 250, 252, 264, 266
 - RM 231
- Squircle rose
 - RT..... 240

Lift to lock

- DIN lock..... 031, 365
- Lever 031, 048

Lift-off hinge..... 411

Locks

- DIN 350-366
- London fire brigade 397
- Sliding door set 138, 268
- ZBS 372-373
- ZDC..... 392
- ZCRD 389
- ZSC 390
- ZUK..... 375-382
- ZULC 392
- ZUR 388-389

London fire brigade dead lock ... 397

M

Magnetic catch 319

Minimal

- Door handle 254, 256
- Escutcheons 255, 256
- Turn & release 255, 257

Mitred lever

- Vier 008
- ZCS 042, 044
- ZCS2 058, 061
- ZPS 022

Mitred pull handle

- ZCS2 064

Monkey tail

- Casement fastener 306

Mortice knob

- Ball 026, 112, 115, 282
- Concealed fix 114
- Extended oval 116
- Flower..... 114
- Glass 117-118
- Mushroom..... 112, 115, 163
- Oval 112, 115, 163, 282
- Oval stepped 116
- Porcelain 113
- Queen Anne..... 116
- Ringed 114

Mushroom

- Mortice knob 112, 115, 163

N

Numerals

- FF 298
- ZSS 102-103

Night latch

- DIN 353, 361
- Non-deadlocking 393
- Turn & release 389
- UK replacement 389

O

Outdoor Access Device (OAD)

- Knob operated 014

Oval

- Cabinet knob 147, 305, 316, 317
- Cylinder 440-442
- Dead lock 378
- Door stop 078, 167, 184
- Escutcheon 290
- Extended oval mortice knob 116

- Mitred lever 041
- Mortice knob
..... 112, 115, 116, 163, 282
- Sash lock 376
- Thumb turn 121, 291, 404
- WC turn & release 121, 122, 286

P

- Panic hardware**
- OAD - knob-operated 014

- Pivot hinge**
- Emergency release door stop 421
 - Square set 421

Porcelain mortice knob 113

Portable door stop 168-169

Privacy latch set 274-275

- Pull**
- Flush 084, 138
 - Latch 086
 - Ring 085

- Pull handles**
- Adaptor (nylon) 039
 - Anti-germ 262
 - Anti-ligature 032-033
 - Arched 267
 - Back-to-back 057, 186
 - 'D' shaped 012-013, 052,
... 064, 071, 130, 187, 192, 248
 - Fleur de Lys 302
 - Guardsman 053, 065
 - Hands Free 036-037
 - Mitred 064
 - On backplate 131-135, 299-300
 - On square rose 130
 - Off-centre 300
 - Victorian bow 175

- Push**
- Plate 090

Q

Quadrant arm sash fastener 157

- Queen Anne**
- Cabinet knob 147, 316
 - Mortice knob 116

R

- Rack bolt**
- Key 161, 405
 - Lock 403
 - Thumb turn 121, 291, 404

- Radius hinge**
- Dog bolt / security door 414
 - Grade 11
 - Lift-off 413
 - Ball bearing 415, 419
 - Grade 13 414
 - Grade 14
 - Anti-ligature 410
 - Concealed knuckle 410
 - High performance 408
 - Lift-off 411
 - Spring 416
 - Washered 417

- Radius lever**
- Vier 008, 010
 - ZCS 042
 - ZCS2 058, 060
 - ZPS 022, 023

- Rebate kit**
- Contract sash/bathroom lock 391
 - DIN 365

- Retro-fit, Chubb**
- Dead lock 373, 389
 - Sash lock 373

- Rim cylinder**
- V5 438
 - V10 438

- Rim mortice knob**
- Mushroom 163, 282
 - Oval 163, 282

- Ring**
- Handle 301
 - Knocker 301

Ring pull 085

Rising butt hinge 420

- Robe hook**
- Double 092, 144, 177, 303
 - Single 095, 176

- Roller latch**
- Adjustable 402
 - DIN 366

- Roller lock**
- DIN bathroom 367
 - DIN sash 366

- Roller sash**
- Stop 160
 - Strike plate 160

- RTD cover plate**
- ZCS 049, 051
 - ZAA 183

- RTD lever on ...**
- Backplate
 - ZAA 182
 - Inner backplate
 - ZCS 049, 050
 - ZAA 183
 - Rose
 - Anti-germ 260
 - FB 125
 - RT 237
 - Vier 009, 010
 - ZAA 180
 - ZCA 190
 - ZCS 031, 043, 044
 - ZCS2 059, 060
 - ZCS316 070
 - ZG4S 018
 - Zoo Solutions (Cranked) ... 038
 - ZPS 023, 024

- Retro-fit**
- British Standard
 - Dead lock 373, 389
 - Roller sash lock 373

S

- Sash fastener**
- Brighton pattern 158
 - Fitch 157, 158
 - Quadrant arm 157

- Sash lift**
- Heavy duty 155
 - Standard 155, 156

- Sash lock**
- 3 lever
 - Contract 390
 - Horizontal 382
 - UK replacement 388
 - ZUK 375
 - 5 lever
 - British Standard 372
 - Chubb retro-fit 373
 - ZUK 375
 - DIN 352, 361
 - DIN roller 366
 - DIN single throw 357, 364
 - Euro 376, 390
 - Oval 376

- Sash ring**
- Horizontal fix 156
 - Vertical fix 156

INDEX

BY PRODUCT TYPE

- Sash stop**
- 19mm roller 160
 - 29mm roller 160
- Scandinavian**
- V5 oval cylinder 442
 - V10 oval cylinder 442
- Security**
- Door hinge 414
 - Escutcheon 087
- Signage**
- FF 298
 - ZSS 102-107
 - ZSA 195
- Single throw**
- DIN dead lock 358, 364
 - DIN sash lock 357, 364
- Slide action flush bolt**
- Integral 014
 - Sunk 136
- Sliding door lock set** 138, 268
- Slim knuckle hinge** 418
- Spare**
- RM round rose pack 230
 - RM square rose pack 230
 - RT squircle rose pack 242
- Spring hinge** 416
- Strike, spare double (for roller DIN)**
..... 367
- Square**
- Door stop 083
 - Escutcheons 087, 120, 250,
..... 253, 255, 265, 266
 - Sliding door lock 268
 - Spare rose pack (RM) 230
 - Turn & release 210, 251, 253,
..... 255, 265, 267
- Squircle**
- Spare rose pack (RT) 242
- Surface bolt**
- ZAB 173
- T**
- T-bar**
- Arched lever 045, 061
 - Lever 062, 239, 240
 - Pull handle 312
- Taylor spindle** 088
- Thumb turn**
- Rack bolt 121, 291, 404
- Toilet door indicator** 088
- Tubular latch**
- Contract 401
 - Deadbolt 401
 - Heavy-duty 400
 - Standard 400
- Turn**
- Designer 445
 - Disabled large 445
 - Standard 445
- Turn & release**
- Anti-germ 261
 - Anti-ligature 035
 - FB 126
 - FF 286
 - Reguitti 249, 251, 253, 255,
..... 257, 259, 265, 267
 - RM 229
 - RT 241
 - Vier 012
 - ZAA 181
 - ZCA 191
 - ZCS 019, 047
 - ZCS2 063
 - ZCS316 071
 - ZCZ 219
 - ZPS 027
 - ZPZ 208, 210
 - ZUR 389
- U**
- UK lock**
- 3 lever dead lock 377
 - 5 lever dead lock 377
 - 3 lever horizontal 382
 - 3 lever sash lock 375
 - 5 lever sash lock 375
 - Bathroom 380
 - Euro dead lock 378
 - Euro horizontal 381
 - Euro sash lock 376
 - Flat dead lock 379
 - Horizontal bathroom 382
 - Oval dead lock 378
 - Oval sash lock 376
- UK replacement**
- 3 lever dead lock 388
 - 3 lever sash lock 388
 - Night latch 389
 - Night latch turn & release ... 389
- Under counter hook** 177
- Upright**
- Latch 380, 392
- V**
- Victorian**
- Bow handle 175
 - Cabinet knob 315
- Viewer, door** 174
- W**
- Washed hinge**
- Stainless steel 417
- WC turn & release** 121, 122
- Window**
- Axle pulley 159
 - Brighton pattern sash fastener 158
 - Casement fasteners
..... 153, 154, 306, 307, 308
 - Casement stays
..... 150, 151, 152, 307, 308
 - Casement stay pin (locking) 152
 - Fitch fastener 157-158
 - Flush fitting pin 152
 - Hex keys 161
 - Monkey tail fastener 306
 - Quadrant arm sash fastener 157
 - Roller sash stop 160
 - Sash lift 155, 156
 - Sash ring 156
 - Sash stop 160

A-Z INDEX BY PRODUCT CODE

0-9

022KN	256
022KY	256
10RKN	249
10RKY	249
327MS	267

000CDJ302C	265
000CDJ302B	265
000CDJ302Y	265
000CDJ372C	266
000CDJ372B	266
000CDJ372Y	266
10NMD***CO	248
10NMR10N35	248
113MR11335	254
113MRQ0135	250
124MR12435	254
124MRQ8635	252
124NOQ0149	251
124NOQ2249	255
124NOQN649	253
141MR02235	256
142MRQ8635	252

503NO02249	257
503NO10R49	249
503NOL5249	261
503NOF5249	261
503NOR0149	259
700MR70035	258

D

DLT	445
DT	445

E

ERA-LOCKDOWN-SGL-A	454
ERA-LOCKDOWN-DBL-50	455
ERA-LOCKDOWN-DBL-60	455

F

FB7	158
FB7LCK	158

FB01	136
FB10	120
FB11	120
FB13	136
FB14	137
FB14A	137
FB16	144

FB17	152
FB18	119
FB26	120
FB30	155
FB31	160
FB32	158
FB32LCK	158
FB33	155
FB34	156
FB35	156
FB36	156
FB37	157
FB40	121, 404
FB41	121
FB42	122
FB51	119
FB52	119
FB54	122
FB55	139
FB56	139
FB57	139
FB58	139
FB60	141
FB61	141
FB62	141
FB63	141
FB64	141
FB65	141
FB65	141
FB71	144
FB72	145
FB73	145
FB75	143
FB76	143
FB77	143
FB78	143
FB79	143
FB90	138

FB001	126
FB002	126
FB004	126
FB011	127
FB011EP	127
FB012	127
FB013	127
FB021	127
FB021EP	127
FB022	127
FB023	127
FB030	125
FB031	128
FB031EP	128
FB032	128
FB033	128
FB041	129
FB041EP	129
FB042	129
FB043	129
FB051	129

FB051EP	129
FB052	129
FB053	129
FB070	125
FB100	150
FB101	150
FB102	150
FB103	153
FB104	153
FB105	152
FB108A	151
FB108B	151
FB108C	151
FB109	154
FB110	154
FB106	131
FB107	131
FB111	157
FB112A	132
FB122A	132
FB112B	133
FB122B	133
FB113	130
FB114	134
FB115	134
FB118	135
FB119	135
FB200	112
FB201	112
FB202	112
FB300	117
FB301	117
FB302	118
FB304	113
FB305	114
FB306	114
FB307	114
FB319	160
FB400	118
FB401	118
FB500	115
FB501	115
FB502	115
FB503	116
FB504	116
FB507	116
FBBP01	159
FBBP01R	159
FBBP02	159
FBBP02R	159
FBD225B	130
FBD300B	130
FBD425B	130
FBDAT010	123
FBDAT020	123
FBDAT030	124
FBDAT050	124

FBK01	161
FBK02	161, 405
FBK03	161, 405
FBK04	161
FBSP01	160
FCH01A	146, 315
FCH01B	146, 315
FCH01C	146, 315
FCH01D	146, 315
FCH02A	146, 315
FCH02B	146, 315
FCH03A	146, 315
FCH03B	146, 315
FCH04A	147, 315
FCH04B	147, 315
FCH05A	147, 315
FCH05C	147, 315
FCH07A	147, 315
FCH07B	147, 315
FCH08A	147, 315
FCH08B	147, 315
FCH08C	147, 315
FF01	288
FF02	288
FF03	288
FF04	289
FF05	289
FF06	289
FF07	290
FF08	290
FF09	291
FF10	291
FF11	290
FF12	290
FF13	291, 404
FF15	294
FF16	294
FF17	294
FF18	294
FF19	299
FF21	302
FF22	303
FF23	297
FF26	287
FF31	305, 315
FF32	305, 315
FF33	297
FF34	297
FF35	292
FF36	292
FF37	292
FF38	293
FF39	293
FF40	293
FF42	302
FF43	302
FF44	305, 315

INDEX

BY PRODUCT CODE

FF45	286	FFN07	298	Q	RT060	239	
FF51	295	FFN08	298	Q01KN	250	RT060-S	240
FF52	295			Q01KY	250	RT-SR-SQR	242
FF53	295	J		Q08KO	253	RT-SR-SQRT	242
FF54	286	J02NOJ3049	265	Q08KN	253		
FF55	287	J02NOJ3749	267	Q08KY	253	S	
FF56	295	J25MRJ3035	264	Q22KN	253	SP21	055
FF57	296	J37MRJ3735	266	Q22KY	253	SP22	067
FF58	296					SP23	067, 187, 221
FF60	296	K		R		SP23SA	187
FF61	296	KIT A1	332	R01KN	258	SP24	067, 187, 221
FF62	296	KIT A2	333	R01KY	258	SP25	067, 187
FF71	301	KIT A3	334	R60KS**M6	268	SP30	055
FF71PCB	303	KIT A4	335	R60KS00QM6	268	SP30G	055
FF72PCB	304	KIT C1	336			ST	445
FF73PCB	304	KIT C2	337	REGP300BF	262	T	
FF74	300	KIT C3	338	REGP425BF	262	T52KN	261
FF75	299	KIT C4	339	REGFP350	262	T52KY	261
FF80L/R	300			REGFP475	262		
FF81	307	L		REGBB19	263	TDFK24	314
FF82	308	L15MRL5235	260	REGCF19	263	TDFK37	314
FF83L/R	306					TDFK100	318
FF85	293	M		RM001	229	TDFK105	318
FF86	293	M6X6ZP	067, 187	RM002	229	TDFK110	318
FF87	293			RM004	229	TDFK115	318
FF88	294, 315	P		RM010	224	TDFMC1	319
FF90	308	PRO11	272	RM020	224	TDFPS-96	313
FF91	307	PRO11EP	272	RM030	225	TDFPS-128	313
FF111	283	PRO12	272	RM03NP92	233	TDFPS-160	313
FF111EP	283	PRO13	272	RM040	225	TDFPS-192	313
FF112	283	PRO21	274	RM050	226	TDFPS-224	313
FF113	283	PRO21EP	274	RM060	226	TDFPS-320	313
FF211	283	PRO22	274	RM061	232	TDFPS-448	313
FF211EP	283	PRO23	274	RM061EP	232	TDFPT-96-156	312
FF212	283	PRO24	274	RM062	232	TDFPT-128-188	312
FF213	283	PRO31	273	RM063	232	TDFPT-160-220	312
FF311	284	PRO31EP	273	RM070	227	TDFPT-192-252	312
FF311EP	284	PRO32	273	RM090	227	TDFPT-224-284	312
FF312	284	PRO33	273	RM091	232	TDFPT-256-316	312
FF313	284	PRO41	275	RM091EP	232	TDFPT-288-348	312
FF400	285	PRO42	275	RM092	232	TDFPT-320-380	312
FF415M	282	PRO43	275	RM093	232		
FF415R	282	PRO44	275	RM110	228	V	
FF416M	282	PRO61	276	RM120	228	V51700	446
FF416R	282	PRO61EP	276	RM12NP92	233	V5EP40S	428
FF511	284	PRO62	276	RMSQSR	230	V5EP40SKA11	443
FF512	284	PRO63	276	RMSQSRT	230	V5EP40ST	433
FF513	284	PRO71	277	RMSR	230	V5EP45S	428
FF600	301	PRO71EP	277	RMSRT	230	V5EP45SKA11	443
FF611	285	PRO72	277			V5EP45ST	433
FF611EP	285	PRO73	277	RT001	241	V5EP50S	428
FF612	285	PRTL64	401	RT002	241	V5EP50ST	433
FF613	285	PRTL76	401	RT004	241	V5EP55S	428
FFN00	298			RT010	237	V5EP55ST	433
FFN01	298			RT020	237	V5EP60CT	432
FFN02	298			RT030	237		
FFN03	298			RT040	238		
FFN04	298			RT050	238		
FFN05	298						
FFN06	298						

INDEX

BY PRODUCT CODE

ZAA080.....	180	ZAS008.....	087	ZAS73HD.....	094	ZCS090.....	045
ZAA100.....	030, 182	ZAS01A.....	098	ZAS73.....	093	ZCS120.....	045
		ZAS01B.....	098	ZAS74.....	095	ZCS160.....	046
ZAAD150B.....	187	ZAS01C.....	098	ZAS75.....	096	ZCS170.....	046
ZAAD225B.....	187	ZAS01D.....	098	ZAS76.....	096	ZCS000.....	047
ZAAD300B.....	187	ZAS01E.....	098	ZAS77.....	095	ZCS001.....	047
ZAAD425B.....	187	ZAS01F.....	098	ZAS84.....	081	ZCS002.....	047
ZAAD600B.....	187	ZAS02.....	076	ZAS85.....	079	ZCS003.....	047
ZAAD300C.....	187	ZAS03.....	076	ZAS86.....	080	ZCS004.....	047
ZAAD425C.....	187	ZAS05.....	076	ZAS87.....	080	ZCS004i.....	047
		ZAS06.....	078	ZAS88.....	081	ZCS006i.....	047
ZAAD150BSABB.....	186	ZAS06B.....	078	ZAS89.....	081	ZCS030LL.....	031, 048
ZAAD225BSABB.....	186	ZAS06C.....	079	ZAS91.....	082		
ZAAD300BSABB.....	186	ZAS07.....	082			ZCS000SS316.....	070
ZAAD425BSABB.....	186	ZAS08B.....	083	ZBBF19.....	053, 055, 067	ZCS001SS316.....	070
ZAAD600BSABB.....	186	ZAS09.....	076	ZBBF22.....	053, 055, 067	ZCS002SS316.....	070
ZAAD300CSABB.....	186	ZAS10.....	084	ZBBF22SA.....	187	ZCS003SS316.....	070
ZAAD425CSABB.....	186	ZAS11.....	083	ZBBF25.....	053, 067	ZCS004SS316.....	071
		ZAS12.....	076			ZCS006iSS316.....	071
ZAAIP.....	183	ZAS12SQ.....	083	ZBC64.....	391	ZCS030SS316.....	070
		ZAS13.....	076	ZBC76.....	391		
ZAB06.....	167	ZAS14.....	077	ZBCR01.....	391	ZCS2000.....	063
ZAB07.....	170	ZAS14A.....	077			ZCS2001.....	063
ZAB07B.....	170	ZAS16.....	086	ZBSS64.....	372	ZCS2002.....	063
ZAB06B.....	167	ZAS17.....	086	ZBSS76.....	372	ZCS2003.....	063
ZAB08.....	170	ZAS18.....	086	ZBSD64.....	372	ZCS2004.....	063
ZAB09.....	171	ZAS19.....	086	ZBSD76.....	372	ZCS2006i.....	063
ZAB09B.....	171	ZAS20.....	086	ZBSCS67.....	373	ZCS2010.....	058
ZAB12.....	171	ZAS21.....	088	ZBSCS80.....	373	ZCS2020.....	058
ZAB15.....	174	ZAS25.....	088	ZBSCD67.....	373	ZCS2030.....	059
ZAB30.....	174	ZAS26.....	087	ZBSCD80.....	373	ZCS2040.....	059
ZAB60.....	172	ZAS30RA.....	090			ZCS2060.....	060
ZAB61.....	172	ZAS30RB.....	090	ZCA21.....	191	ZCS2080.....	060
ZAB62.....	172	ZAS30RC.....	090	ZCA21EP.....	191	ZCS2110.....	061
ZAB63.....	172	ZAS30RD.....	090	ZCA21OP.....	191	ZCS2120.....	061
ZAB64.....	172	ZAS32RA.....	091	ZCA22.....	191	ZCS2130.....	062
ZAB65.....	172	ZAS32RB.....	091	ZCA23.....	191	ZCS2140.....	062
ZAB70.....	175	ZAS32RC.....	091				
ZAB80.....	176	ZAS32RD.....	091	ZCA000.....	190	ZCS2D150B.....	064
ZAB81.....	176	ZAS33.....	090	ZCA001.....	190	ZCS2D225B.....	064
ZAB82.....	177	ZAS34.....	090	ZCA002.....	190	ZCS2D300B.....	064
ZAB83.....	175	ZAS37.....	089	ZCA003.....	190	ZCS2D425B.....	064
ZAB85.....	167	ZAS38.....	089	ZCA004i.....	191	ZCS2D600B.....	064
ZAB86.....	168	ZAS40A.....	085	ZCA007i.....	191	ZCS2D300C.....	064
ZAB87.....	177	ZAS40B.....	085	ZCA030.....	190	ZCS2D425C.....	064
ZAB100A.....	173	ZAS40C.....	085	ZCAD225B.....	192	ZCS2D600C.....	064
ZAB100B.....	173	ZAS41.....	084	ZCAD300B.....	192		
ZAB100C.....	173	ZAS42.....	085			ZCS2D225BSBB.....	066
ZAB300.....	168	ZAS43.....	085	ZCB34/R.....	163	ZCS2D300BSBB.....	066
ZAB301.....	169	ZAS45.....	099	ZCB35/R.....	163	ZCS2D425BSBB.....	066
ZAB302.....	169	ZAS53.....	055, 067				
		ZAS56.....	055, 067	ZCRD73.....	389	ZCS2G300B.....	065
ZAP100X150.....	451	ZAS61.....	097			ZCS2G425B.....	065
ZAP150X225.....	451	ZAS62.....	097	ZCS010.....	042	ZCS2G600B.....	065
ZAP200X200.....	451	ZAS63.....	097	ZCS020.....	042	ZCS2G300C.....	065
ZAP300X300.....	451	ZAS70.....	092	ZCS030.....	043	ZCS2G425C.....	065
ZAP350X350.....	451	ZAS71.....	092	ZCS040.....	043	ZCS2G600C.....	065
ZAP450X450.....	451	ZAS72.....	093	ZCS050.....	044	ZCS2G600E.....	065
ZAP550X550.....	451	ZAS72HD.....	094	ZCS080.....	044	ZCS2G800E.....	065

ZCS2G1200E.....	065	ZCZ013.....	220	ZHSS232.....	416	ZPS010.....	022
ZCS2G1800E.....	065	ZCZ020.....	216	ZHSS243.....	414	ZPS020.....	022
ZCS2M150B.....	064	ZCZ030.....	217	ZHSS244.....	415	ZPS030.....	023
ZCS2M225B.....	064	ZCZ031.....	221	ZHSS352.....	418	ZPS070.....	023
ZCS2M300B.....	064	ZCZ031EP.....	221	ZHSS7667.....	415	ZPS080.....	024
ZCS2M425B.....	064	ZCZ032.....	221	ZHSSDB243.....	414	ZPS100.....	030
ZCS2M600B.....	064	ZCZ033.....	221	ZHSSW232.....	417	ZPS110.....	024
ZCS31/R.....	051	ZCZ040.....	217	ZHSSW243.....	417	ZPS120.....	025
ZCS31EP/R.....	051	ZCZ050.....	218	ZID30G.....	323, 368	ZPS130.....	025
ZCS31OP/R.....	051	ZCZ060.....	218	ZID60G.....	323, 368	ZPS200.....	026
ZCS32/R.....	051	ZDC0024.....	343	ZID30M.....	328, 368	ZPS000.....	026
ZCS33/R.....	051	ZDC364.....	392	ZID60M.....	328, 368	ZPS001.....	026
ZCS31EPSS72/R.....	051	ZDC376.....	392	ZIDV60G.....	323	ZPS002.....	026
ZCS33SS78/R.....	051	ZDL7255/R.....	361	ZIF0160G.....	327	ZPS003.....	026
ZCS41.....	049	ZDL7255NL/R.....	361	ZIF0260G.....	327	ZPS004.....	027
ZCS41EP.....	049	ZDL7260/R.....	361	ZIF0360G.....	327	ZPS004i.....	027
ZCS41OP.....	049	ZDL7260ESC/R.....	363	ZIF0430G.....	327	ZPS006i.....	027
ZCS42.....	049	ZDL7260NL/R.....	361	ZIF0460G.....	327	ZPS007i.....	027
ZCS43.....	049	ZDL7260LL/RLL.....	031, 048, 365	ZIH30M.....	328	ZPSALP.....	032
ZCS41EPSS72.....	049	ZDL7260ST/R.....	364	ZIH60M.....	328	ZPZ001.....	207
ZCS43SS78.....	049	ZDL7855/R.....	362	ZIH30M3.....	328	ZPZ002.....	207
ZCSD150B.....	052	ZDL7860/R.....	362	ZIH60M3.....	328	ZPZ004.....	207
ZCSD225B.....	052	ZDL0055/R.....	362	ZIH0130G.....	322	ZPZ010.....	199
ZCSD300B.....	052	ZDL0055NL/R.....	363	ZIH0160G.....	322	ZPZ020.....	199
ZCSD425B.....	052	ZDL0060/R.....	362	ZIHR0130G.....	322	ZPZ030.....	200
ZCSD600B.....	052	ZDL0060NL/R.....	363	ZIHR0160G.....	322	ZPZ050.....	200
ZCSD300C.....	052	ZDL0060ST/R.....	364	ZIHR0230G.....	322	ZPZ060.....	201
ZCSD425C.....	052	ZDR01.....	365	ZIHR0260G.....	322	ZPZ070.....	201
ZCSD600C.....	052	ZFB01.....	397	ZIHR0130G3.....	322	ZPZ071.....	212
ZCSD150BS316.....	071	ZFB02.....	397	ZIHR0160G3.....	322	ZPZ071EP.....	212
ZCSD225BS316.....	071	ZFB1K.....	397	ZITL0130G.....	324	ZPZ072.....	212
ZCSD300BS316.....	071	ZFB2K.....	397	ZITL0160G.....	324	ZPZ073.....	212
ZCSD600BS316.....	071	ZFP01.....	055, 067	ZITL0230G.....	324	ZPZ080.....	202
ZCSG300B.....	053	ZFP02.....	221	ZITL0230G.....	324	ZPZ081.....	212
ZCSG425B.....	053	ZFP05.....	187	ZIUKBS30G.....	325	ZPZ081EP.....	212
ZCSG600B.....	053	ZFP06.....	067, 187	ZIUKBS60G.....	325	ZPZ082.....	212
ZCSG300C.....	053	ZFP08.....	187	ZIUKD30G.....	325	ZPZ083.....	212
ZCSG425C.....	053	ZFP09.....	055, 067, 187	ZIUKD60G.....	325	ZPZ090.....	202
ZCSG600C.....	053	ZFP10.....	273, 275, 277	ZIUKFD30G.....	326	ZPZ100.....	203
ZCSIP19.....	050	ZG4S030.....	017	ZIUKFD60G.....	326	ZPZ110.....	203
ZCSIP19SP.....	049	ZG4S000.....	018	ZIUKFL30G.....	324	ZPZ120.....	204
ZCSIP22.....	050	ZG4S001.....	018	ZIUKFL60G.....	324	ZPZ130.....	204
ZCZ000.....	219	ZG4S002.....	018	ZLAP10.....	383	ZPZ140.....	205
ZCZ001.....	219	ZG4S003.....	018	ZLAP11.....	367	ZPZ170.....	205
ZCZ002.....	219	ZG4S004.....	019	ZLAP12.....	367	ZPZ210.....	206
ZCZ003.....	219	ZG4S004i.....	019	ZLAP13.....	367	ZPZ230.....	207
ZCZ004.....	219	ZG4S006i.....	019	ZLAP14.....	367	ZPZ240.....	207
ZCZ010.....	216	ZHRBL243.....	420	ZLAP15.....	367	ZPZSQ001.....	209
ZCZ011.....	220	ZHRBR243.....	420	ZLAP16.....	367	ZPZSQ002.....	209
ZCZ011EP.....	220	ZHS32.....	419	ZLAP17.....	367	ZPZSQ004.....	210
ZCZ012.....	220	ZHS43.....	419	ZLAP18.....	367	ZPZSQSR.....	211
		ZHSS63.....	418	ZLAP19.....	367	ZPZSQSRT.....	211
				ZLAP22.....	367	ZPZSR.....	208
				ZNL40.....	393	ZPZSRT.....	209
				ZNL60.....	393	ZRB01.....	403
				ZPS16.....	221	ZRB02.....	403

INDEX

BY PRODUCT CODE

ZRBK01	405	ZSN00A	102, 103	ZUKB64	380
ZRD0060L/R	366	ZSN01A	102, 103	ZUKB76	380
ZRD7260/R	366	ZSN02A	102, 103	ZUKD64EP	378
ZRD7860/R	367	ZSN03A	102, 103	ZUKD76EP	378
ZRL76	402	ZSN04A	102, 103	ZUKD64OP	378
ZRP01	067	ZSN05A	102, 103	ZUKD76OP	378
ZRP02	055	ZSN06A	102, 103	ZUKD364	377
ZRP03	055	ZSN07A	102, 103	ZUKD376	377
ZRP05SA	055	ZSN08A	102, 103	ZUKD564	377
ZRP06	055	ZSN00B	102	ZUKD576	377
ZS-AL000	034	ZSN01B	102	ZUKF64	379
ZS-AL001	034	ZSN02B	102	ZUKF76	379
ZS-AL008	035	ZSN03B	102	ZUKF102	379
ZS-AL010-010	034	ZSN04B	102	ZUKFD64	379
ZS-ALCT	035	ZSN05B	102	ZUKFD76	379
ZS-ALP100	033	ZSN06B	102	ZUKFD102	379
ZS-ALP250	033	ZSN07B	102	ZUKS64EP	376
ZS-HFP001PFF	036	ZSN08B	102	ZUKS76EP	376
ZS-HFP001PBF	036	ZSNA	104	ZUKS64OP	376
ZS-HFP002CFF	037	ZSNA-75	104, 105	ZUKS76OP	376
ZS-HFP002CBF	037	ZSNB	104	ZUKS364	375
ZS-NYHFA	039	ZSNB-75	104, 105	ZUKS376	375
ZS-SSH130	038	ZSNC	104	ZUKS564	375
ZSA01	195	ZSNC-75	104, 105	ZUKS576	375
ZSA02	195	ZSND	104	ZUKU64	380
ZSA03	195	ZSND-75	104, 105	ZUKU76	380
ZSA04	195	ZSNE	104	ZUKH127	381
ZSA07	195	ZSNE-75	104, 105	ZUKH152	381
ZSA08	195	ZSNF	104	ZUKH152EP	381
ZSA09	195	ZSNF-75	104, 105	ZUKH3127	382
ZSA10	195	ZSNG	104	ZUKH3152	382
ZSA11	195	ZSNG-75	104, 105	ZUKHB127	382
ZSA12	195	ZSS01	106	ZUKHB152	382
ZSC64EP	390	ZSS02	106	ZUKR01	383
ZSC76EP	390	ZSS03	106	ZUKR02	383
ZSC364EP	390	ZSS04	106	ZUKR03	383
ZSC376EP	390	ZSS07	106	ZUKR04	383
ZSHP	416	ZSS08	106	ZULC64	392
ZSN00	102, 103	ZSS09	107	ZULC76	392
ZSN01	102, 103	ZSS10	107	ZURS364	388
ZSN02	102, 103	ZSS11	107	ZURS376	388
ZSN03	102, 103	ZSS12	107	ZURD364	388
ZSN04	102, 103	ZSS13	107	ZURD376	388
ZSN05	102, 103	ZTDA64	401	ZURNL64	389
ZSN06	102, 103	ZTDA76	401	ZURNL76	389
ZSN07	102, 103	ZTDA102	401	ZURNLT	389
ZSN08	102, 103	ZTDA127	401		
		ZTDA152	401		
		ZTLKA64	400		
		ZTLKA76	400		
		ZTLKA76HD	400		
		ZTLKA102	400		
		ZTLKA127	400		
		ZTLKA152	400		

DISCLAIMER

ZOO Hardware reserves the right to change designs and specifications in the interest of product development without prior notice.

For conditions of sale and returns policy please visit our website:
www.zoohardware.co.uk

ZOO

ARCHITECTURAL HARDWARE



ZOO Hardware,
Unit B, Dukes Drive,
Kingmoor Park North,
Carlisle, Cumbria,
CA6 4SH.

T : +44 (0) 1228 672 900
F : +44 (0) 1228 672 928
E : sales@zoo-hardware.co.uk
W : www.zoohardware.co.uk